

June 25, 2021 ~ COVID 19

Charles County Emergency Services
Situation Report #142

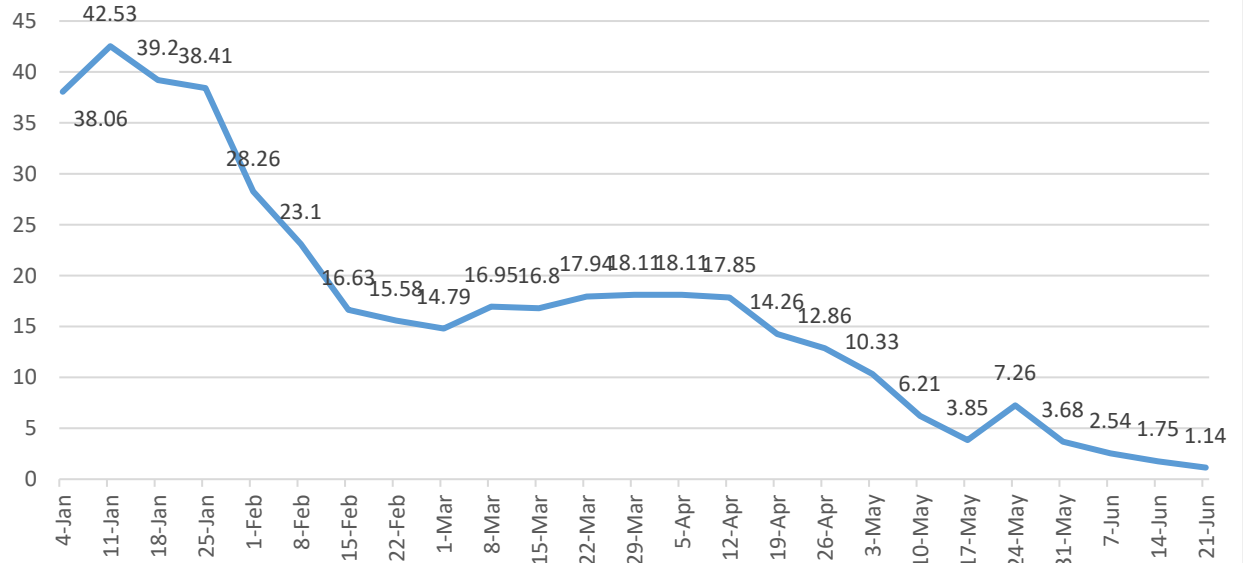
SITUATION

**Situation
Summary:**

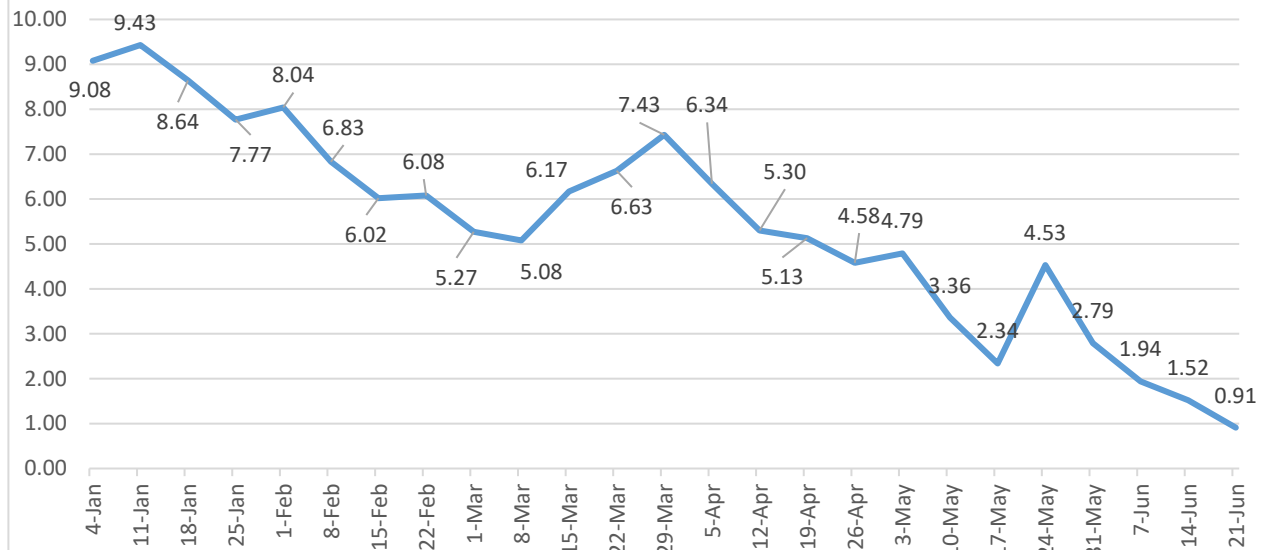
Global COVID-19 situation map [here](#)

Maryland summary map [here](#)

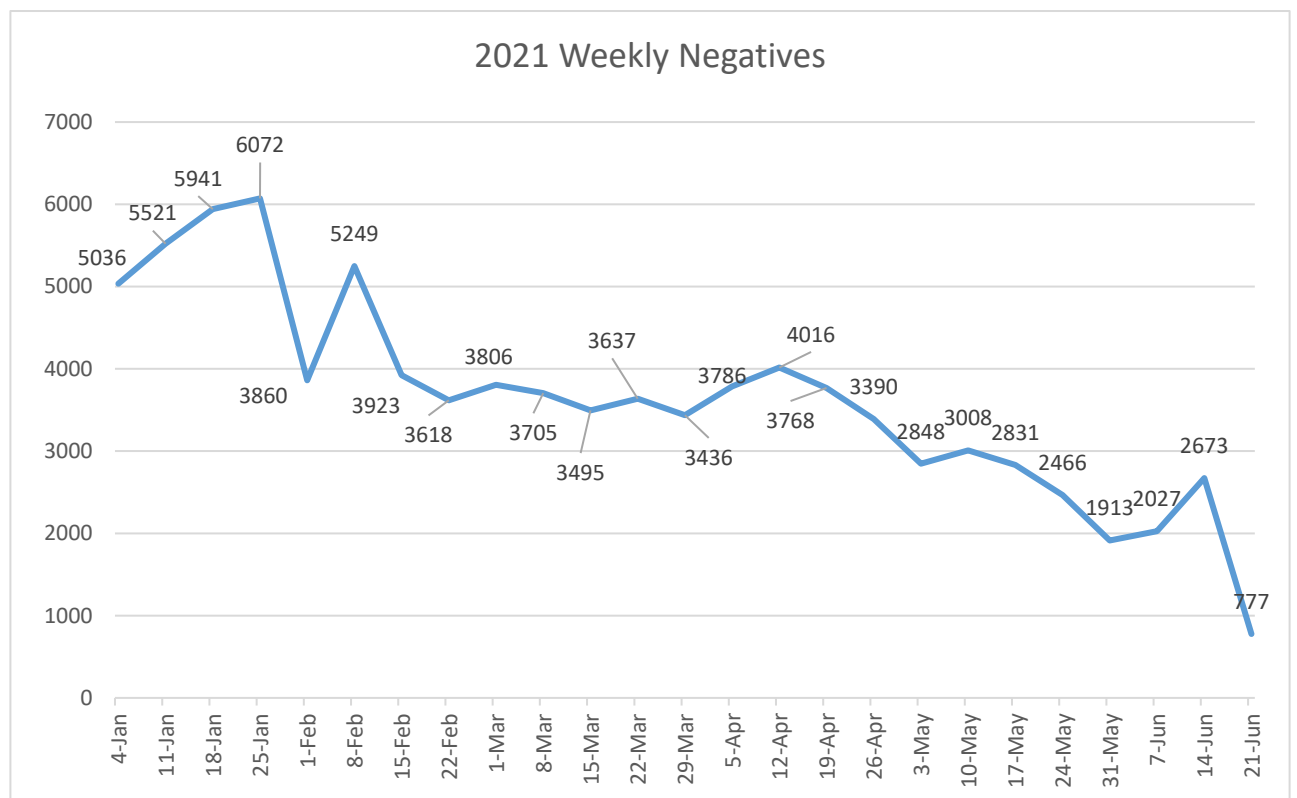
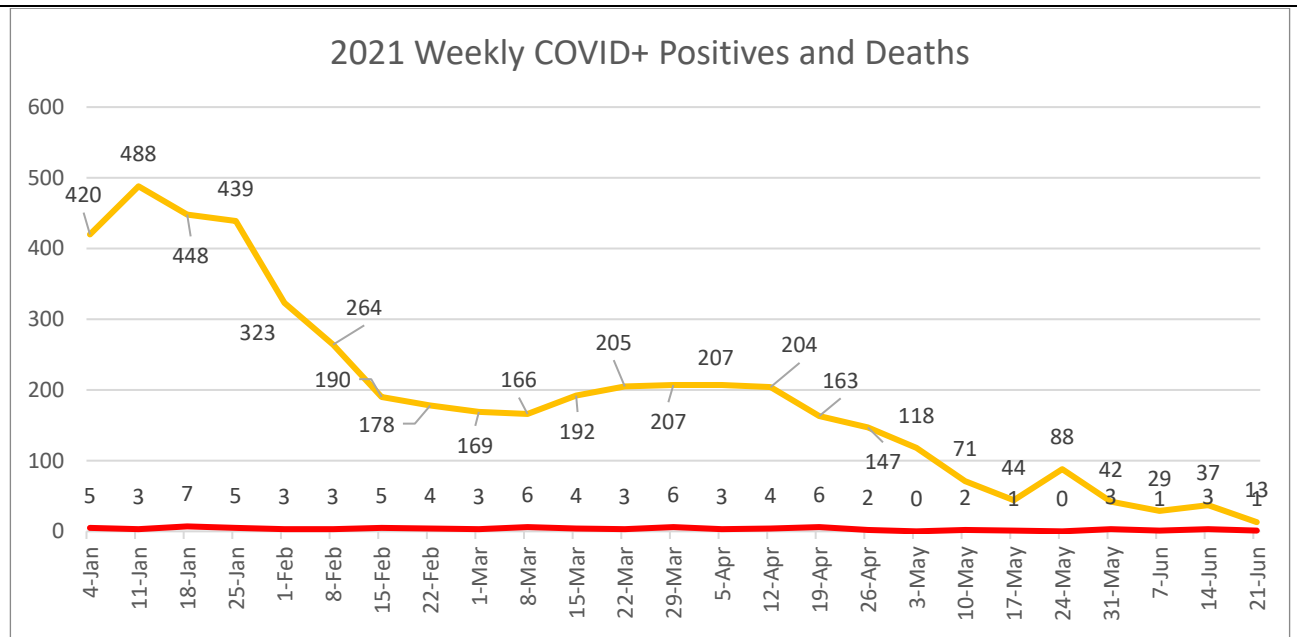
2021 Weekly COVID+ Case Rate



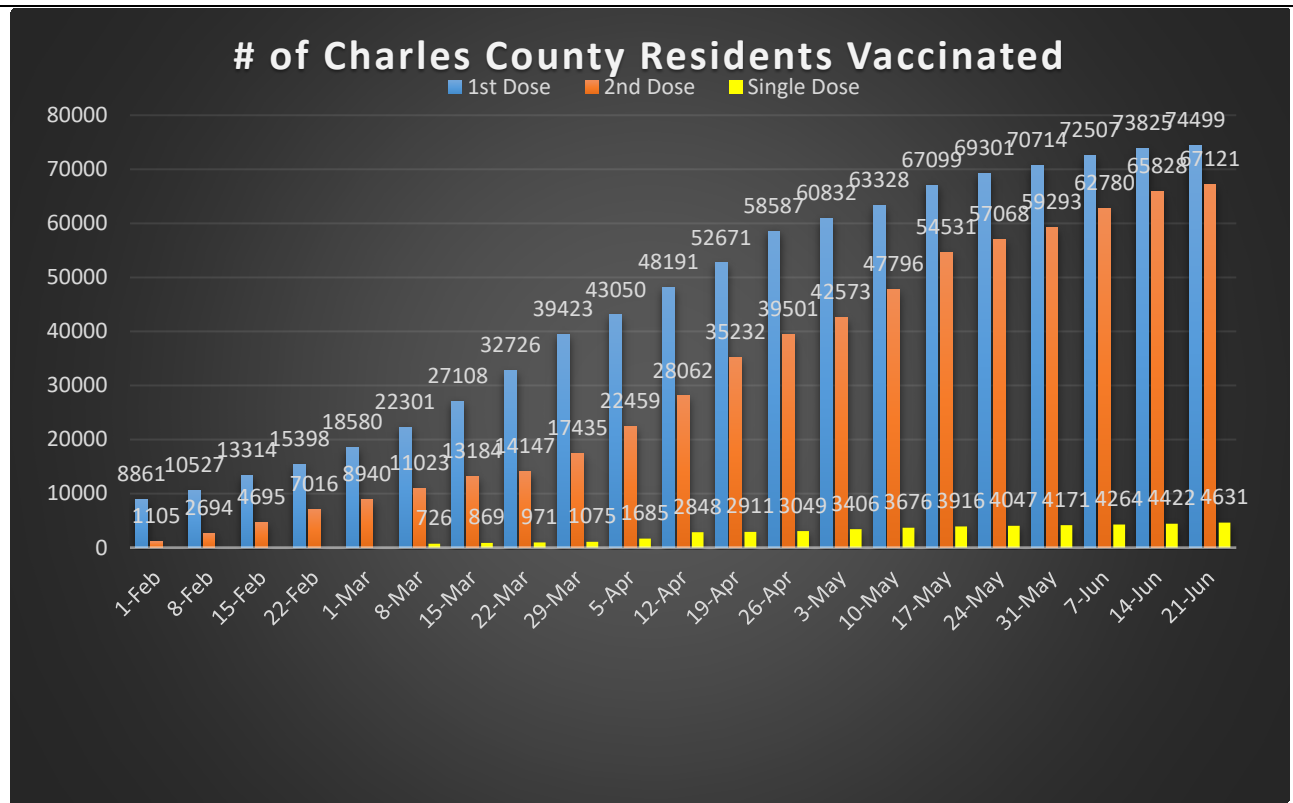
2021 Weekly COVID+ Percentage



June 25, 2021 ~ COVID 19



June 25, 2021 ~ COVID 19



Charts based upon the data provided by the HD

Charles County Dept of Health Data:

10959 cases total reported since the beginning of the event. **13 new cases in the last week, 1 new case in last 24 hours**
There have been 6 new cases since the last report on 6/21.

Among confirmed cases, 5918 (54.0%) Female; 5041 (46.0%) Male
 Age range of positive COVID-19 cases: 0-103 years
 Average age of confirmed cases: 40.1
 Age Distribution for Charles County cases:
 Under 18 years: 1487 (13.6%)
 18-64 years: 8296 (75.7%)
 65+ years: 1176 (10.7%)

190,341 negative tests results

7-day average case rate per 100,000 population:

Charles County:	Maryland:
6/18: 2.28	1.21
6/19: 2.10	1.12
6/20: 1.75	1.07
6/21: 1.66	1.03

June 25, 2021 ~ COVID 19

6/22: 1.66	0.99
6/23: 1.58	0.95
6/24: 1.14	0.90

7-day average percent positivity rate:

Charles County:	Maryland:
-----------------	-----------

6/18: 2.08%	0.73%
-------------	-------

6/19: 1.89%	0.72%
-------------	-------

6/20: 1.52%	0.66%
-------------	-------

6/21: 1.48%	0.65%
-------------	-------

6/22: 1.37%	0.61%
-------------	-------

6/23: 1.24%	0.57%
-------------	-------

6/24: 0.91%	0.57%
-------------	-------

Total Number of negative lab results: 190,341

Number of negative lab results since 6/21: 777

Total testing volume for Charles County (positive and negative): 201,300

Percentage of Charles County residents who have been tested for COVID-19: 55.74%

Total Positivity Rate for all lab results thus far: 5.44%

7-day positivity rate for all lab results: 1.14%

Total Testing Volume per 1000 population by Race:

Maryland: 1635.69

Charles County: 1292.55

Charles County Asian: 487.11

Charles County African American/Black: 1233.31

Charles County Other Race: 1295.91

Charles County White/Caucasian: 849.01

Positive Tests per 1000 by Race:

Maryland: 82.23

Charles County: 75.49

Charles County Asian: 29.22

Charles County African Americans: 75.86

Charles County Other: 124.63

Charles County White: 47.72

Average number of days from specimen collection date to reporting to public health for all positive and negative lab results between June 18- June 25: 2 days

Average number of days from specimen collection date to reporting to public health for all positive lab results between June 18- June 25: 2 days

Weekly data update for contact tracing:

1. Open Cases- still working

June 25, 2021 ~ COVID 19

77 from CCDOH
6 from NORC
Total: 83

2. Closed cases- no need for further tracing
Total: 6200

3. Cleared Cases
Total: 5053

Data from CovidLink:

11,383 case records for Charles County in CovidLink to date. This data is a combination of data coming from CRISP, the MDH confirmed cases databases, and the data collected during the contact tracing interview/follow-up process.

Of cases who reported having symptoms (49.3%)*, the most common symptoms were cough, congestion/runny nose, headache, muscle aches/pain, and loss of taste and/or smell.
5,207 cases reported having no COVID-19 symptoms (45.7%)*.

*10,821 out of 11,383 cases reported whether or not they were experiencing COVID-19 symptoms. Due to this, these percentages will not add up to 100%.

960 required hospitalization*, or 8.75% of the confirmed cases. There have been 2 new hospitalizations since the last report. Percentage of COVID-19 cases hospitalized has decreased weekly since the second peak in December-January.

214 confirmed deaths, **1 additional death since previous report; 3 deaths reported in the last week, 0 deaths in the last 24 hours**

One of the deaths reported in the last week was from April. Additional deaths have been found due to data clean up and reconciliation.

There have been decreases in deaths each month for the last several months.

21 deaths for March

17 deaths for April

6 deaths for May

There have been 4 deaths for the month of June 2021 to date.

There have been 214 confirmed deaths associated with COVID-19. This equates to 1.9% of total confirmed cases. The Charles County death rate of 1.9% is below the MD state average death rate of 2.1%. We have seen a decrease in the average age of COVID-19 related deaths now that the majority of individuals in the 65+ population have been vaccinated.

June 25, 2021 ~ COVID 19

	<p>There are 2 probable COVID-19 deaths. COVID-19 is listed as the cause of death due to symptoms indicative of disease and/or the case was epidemiologically linked to a COVID-1 outbreak. However, there was not laboratory confirmation with a viral nucleic acid or antigen test.</p> <p>Average age of fatalities: 74.0 years</p> <p>Age Distribution of Fatalities:</p> <ul style="list-style-type: none">• 0-49 years: 15 (6.9%)• 50-59 years: 25 (11.6%)• 60-69 years: 32 (14.8%)• 70-79 years: 72 (33.3%)• 80-89 years: 45 (20.8%)• 90+ years: 27 (12.6%) <p>Gender breakdown among fatalities:</p> <p>101 or 46.8% Female</p> <p>115 or 53.2% Male</p> <p>Racial breakdown among fatalities:</p> <p>40.9% Non-Hispanic White</p> <p>50.7% Non-Hispanic Black</p> <p>2.8% Non-Hispanic Asian</p> <p><1.0% Non-Hispanic Other</p> <p>4.7% Hispanic</p> <p>Location of death:</p> <p>Hospital Inpatient: 144 or 66.6%</p> <p>Nursing Home: 39 or 18.0%</p> <p>Other/Home/Emergency Room/Outpatient: 33 or 15.3%</p>					
	<p>Statewide COVID-19 Data By Race and Ethnicity is available at https://coronavirus.maryland.gov/</p> <p><u>Charles County COVID-19 Case Demographics:</u></p> <p>Asian/Native Hawaiian/Other Pacific Islander: 103 (0.9%)</p> <p>Black/African American: 5167 (47.1%)</p> <p>White: 2683 (24.5%)</p> <p>Other: 884 (8.1%)</p> <p>American Indian/Alaskan Native: 29 (0.3%)</p> <p>Data not available/Declined to Answer: 2093 (19.1%)</p> <p>Ethnicity:</p> <p>Hispanic: 640 (5.8%)</p> <p>Non-Hispanic: 8653 (79.0%)</p> <p>Data not available/Declined to Answer: 1666 (15.2%)</p>					
	Zip code:	Total number of positive cases	Number of new positive cases	Number of new negative labs in	Case Rate per 1000 residents	

June 25, 2021 ~ COVID 19

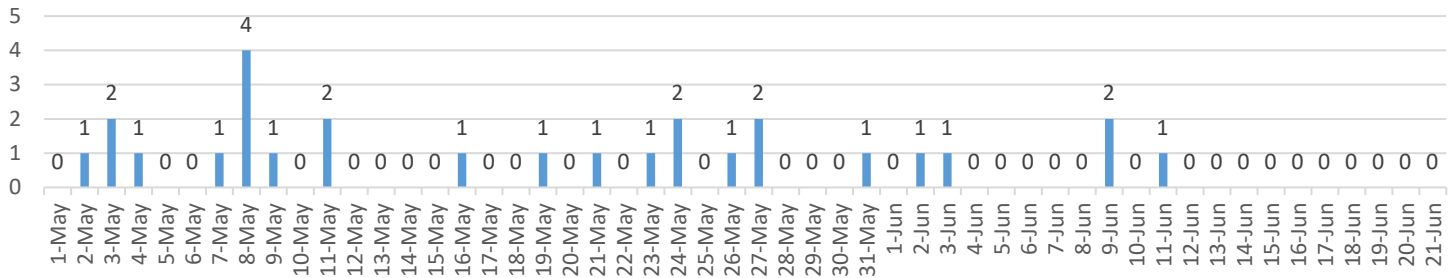
			since 6/21	last 24 hours	
	20601	1887	2	54	68.7
	20602	2067	0	59	79.6
	20603	2194	1	52	69.8
	20604	30	0	0	NA
	20611	64	0	0	40.4
	20613	108	0	0	7.80
	20616	525	3	11	84.7
	20622	112	0	0	26.2
	20632	37	0	0	NA
	20637	309	0	13	52.8
	20640	690	2	11	70.0
	20645	51	0	0	NA
	20646	1210	1	21	57.2
	20658	61	0	2	NA
	20662	161	0	3	53.8
	20664	146	0	6	42.3
	20675	103	0	6	45.8
	20677	135	0	8	53.0
	20693	61	0	0	NA
	20695	894	0	24	106.9
	<p>Case Rates for Zip Codes Shared by Charles County and Prince George's County: 20607, Accokeek: 80.7 20613, Brandywine: 83.3</p> <p>20607 and 20613 are no longer amongst the lowest case rates in Prince George's County. They have seen increases over the past few months; However, they are still not the highest case rates in the county. Their case rates are comparable to the neighboring zip codes in Waldorf.</p> <p>Case rates for other Prince George's County Zip Codes that are near Charles County: 20623, Rosaryville: 66.1 20772, Upper Marlboro: 84.1 20744, Fort Washington: 82.8</p>				
	<p>Charles County Dept of Health COVID-19 Vaccination Update:</p> <p><u>Vaccination Data:</u></p> <p>COVID-19 Vaccination Doses for Charles County Residents: First Doses: 74499 Second Doses: 67121 Single Doses: 4631 Total Number of Doses Administered to Charles County residents: 146,251</p>				

June 25, 2021 ~ COVID 19

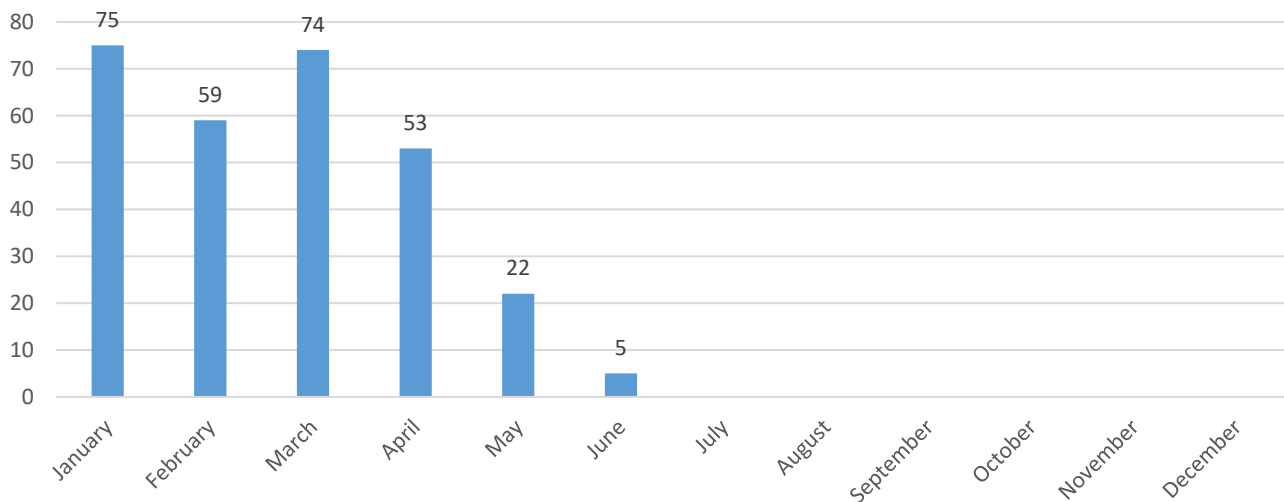
	<p>Number of Doses Administered since 6/17: 3228</p> <p>COVID-19 Vaccination Doses Administered by the Charles County Department of Health:</p> <p>First Doses: 25186</p> <p>Second Doses: 22873</p> <p>Single Doses: 546</p> <p>Total Number of Doses Administered by the Charles County Department of Health: 48,605</p> <p>Total Number of Doses Administered since 6/17: 340</p> <p>Source: COVID-19 Vaccination Data obtained from Maryland Immunet</p> <p>The first grouping of data reflects the total number of Charles County residents that have received the COVID-19 vaccination. This data reflects COVID-19 vaccines delivered to Charles County residents not just COVID-19 vaccines administered in Charles County. Some non-residents may receive COVID-19 vaccination in Charles County due to occupation (e.g., health care workers, Long-Term Care Facility staff, etc.) but are not counted in this total. Please note: This measure is updated daily, however, the actual total may be higher than reported due to delays in the electronic reporting system. <i>Some vaccination data may be unavailable due to the time lag between vaccine administration and data entry. All data are preliminary and subject to change based on additional reporting.</i></p> <p>The second grouping of data reflects the total number of COVID-19 vaccinations administered by the Charles County Department of Health. This data reflects COVID-19 vaccine delivered to both Charles County residents and residents from other jurisdictions that are eligible due to occupation (e.g., health care workers, Long-Term Care Facility staff, etc. working in Charles County). This measure is updated daily, however, the actual total may be higher than reported due to delays in the electronic reporting system. <i>Some vaccination data may be unavailable due to the time lag between vaccine administration and data entry. All data are preliminary and subject to change based on additional reporting.</i></p> <p><u>Percent Vaccinated (Ages 12 and older):</u></p> <p>Fully Vaccinated (2 doses of multi-dose or 1 dose of single): 52.0%</p> <p>At least one dose administered: 57.2%</p>
Total COVID+ transported by Career & Volunteer EMS: No transports since June 11	

June 25, 2021 ~ COVID 19

May 1 to June 25 COVID+ Patients Transported by EMS



COVID+ Transports per month 2021



First Responders Quarantine/ Isolation

Quarantine means exposed and they can't come to work.
Self Isolation means sick or tested positive.

DES Admin: **No change**

0 Quarantine

0 Isolation

Fire/EMS:

0 Quarantine: means exposed and they can't come to work **no change since previous report**

0 Isolation: means sick or tested positive **no change previous report**

Animal Control:

0 – Quarantined **no change since previous report**

0 – isolated **no change previous report**

Communications:

0 quarantined **no change since previous report**

June 25, 2021 ~ COVID 19

	<p>0 isolation no change previous report</p> <p>Law Enforcement (includes CCSO dispatchers): 0 quarantined no change since previous report 0 isolation no change since previous report</p>
DES HazMat Team	<p>No Decon operations required this week.</p> <p>Continue to support vaccine clinics as requested.</p>
Volunteer Fire, Career & Volunteer EMS	<p><u>Stations/Apparatus:</u></p> <ul style="list-style-type: none"> - No Station with any contamination issues. - No Apparatus with any contamination issues. <p><u>Personnel Exposure:</u></p> <p>None</p> <p><u>Incidents/Call Volume:</u></p> <ul style="list-style-type: none"> - No Major Incidents to Report related to COVID-19. - Call volume for Fire and EMS has been average. - Transports of COVID Positive Patients continues to remain low. <p><u>Other Information:</u></p> <ul style="list-style-type: none"> - If Departments are having issues with getting PPE from their Vendors, please send a 213 Form to deslogistics@charlescountymd.gov. - Volunteer Fire/EMS Stations are hosting Health Department Pop Up Vaccine Clinics. - New Special Order has being posted.
Charles Regional Medical Center:	<p>No update – June 18, 2021</p>
Law Enforcement	<p><u>Agency COVID-19 Numbers:</u></p> <p>Charles County Sheriff's Office:</p> <ul style="list-style-type: none"> • 0 Sworn Officer quarantined • 0 Sworn Officer isolated • 0 Correctional Officer quarantined • 0 Correctional Officers isolated • 0 civilians quarantined • 0 civilians isolated <p>Charles County Detention Center Population:</p> <ul style="list-style-type: none"> • 110 inmates • 0 COVID positive inmates • 0 Inmates with symptoms

June 25, 2021 ~ COVID 19

	<p>Maryland State Police:</p> <ul style="list-style-type: none">• 0 Officer Quarantined• 0 Officers Isolated <p>Maryland Transportation Authority: None local</p> <p>La Plata Police Department:</p> <ul style="list-style-type: none">• 0 Officer Quarantined• 0 Officers Isolated• 0 Civilian Isolated <p>Natural Resources Police:</p> <ul style="list-style-type: none">• 0 Officer Quarantined• 0 Officers Isolated• 0 Civilian Isolated <p>Definitions</p> <p><i>Quarantine:</i> Quarantine is the process of keeping an asymptomatic (no symptoms) person who had a reported exposure away from other people.</p> <p><i>Isolation:</i> Isolation is the process of keeping a symptomatic or positive person away from all other people.</p>
--	--