

Apr 23, 2021 ~ COVID 19

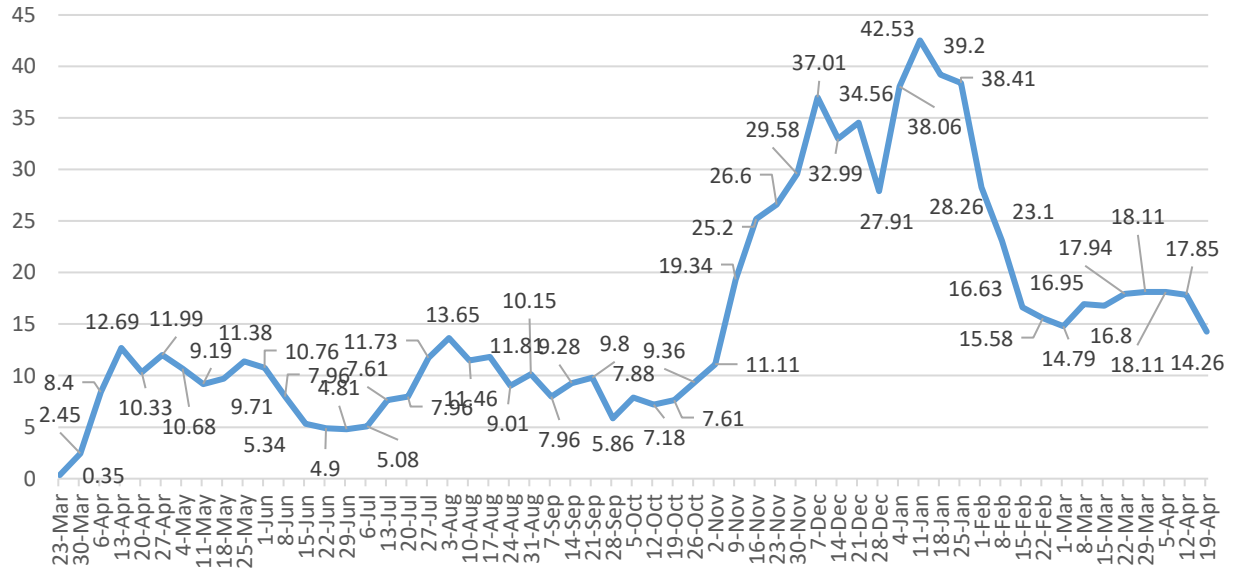
Charles County Emergency Services
Situation Report #133

SITUATION

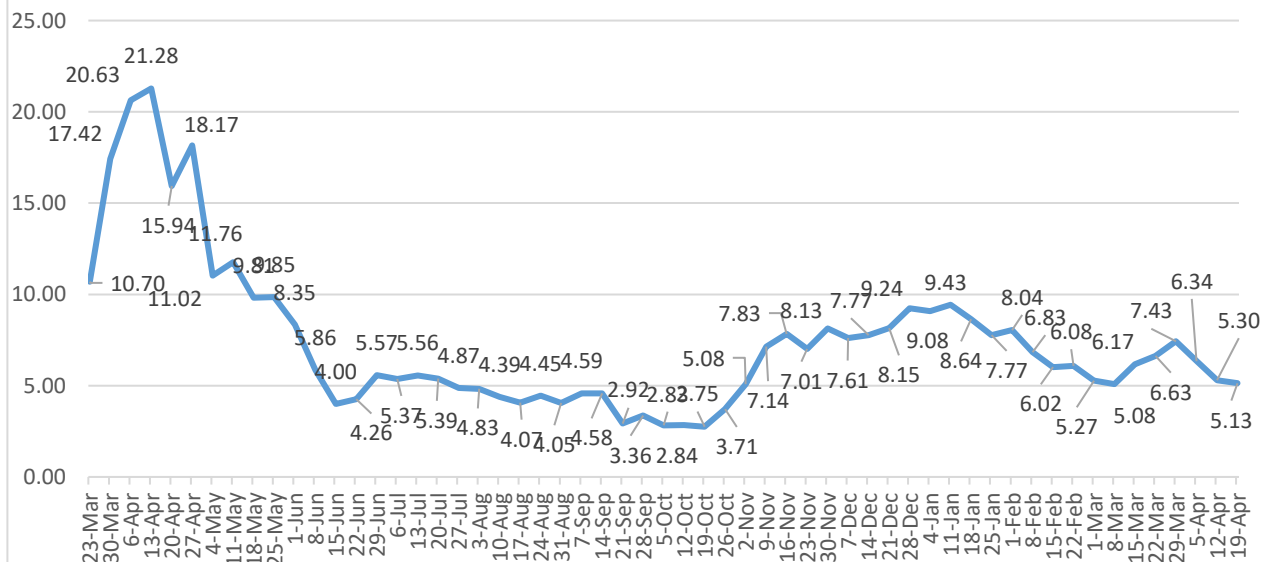
**Situation
Summary:**

Global COVID-19 situation map [here](#)
Maryland summary map [here](#)

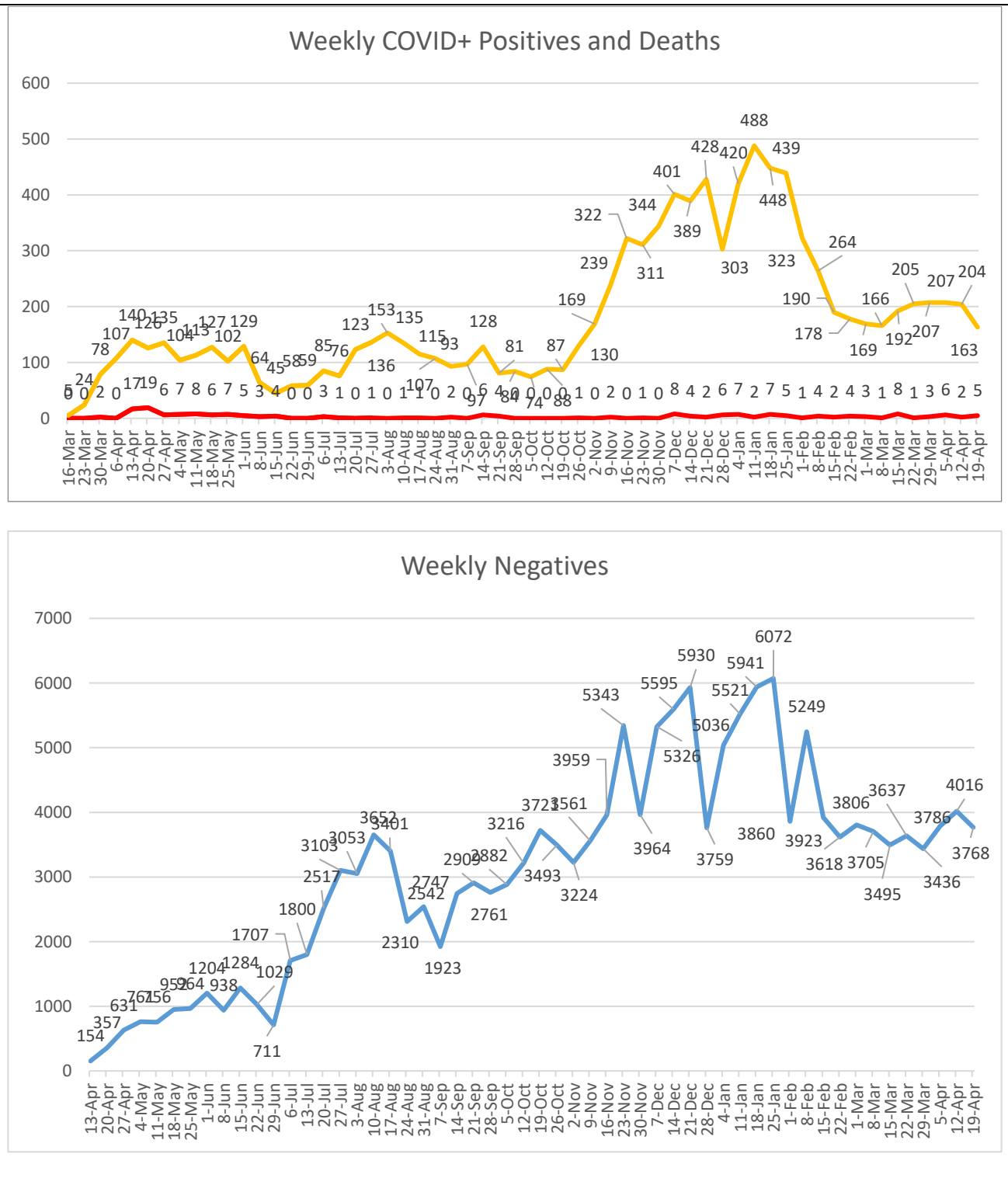
Weekly COVID+ Case Rate



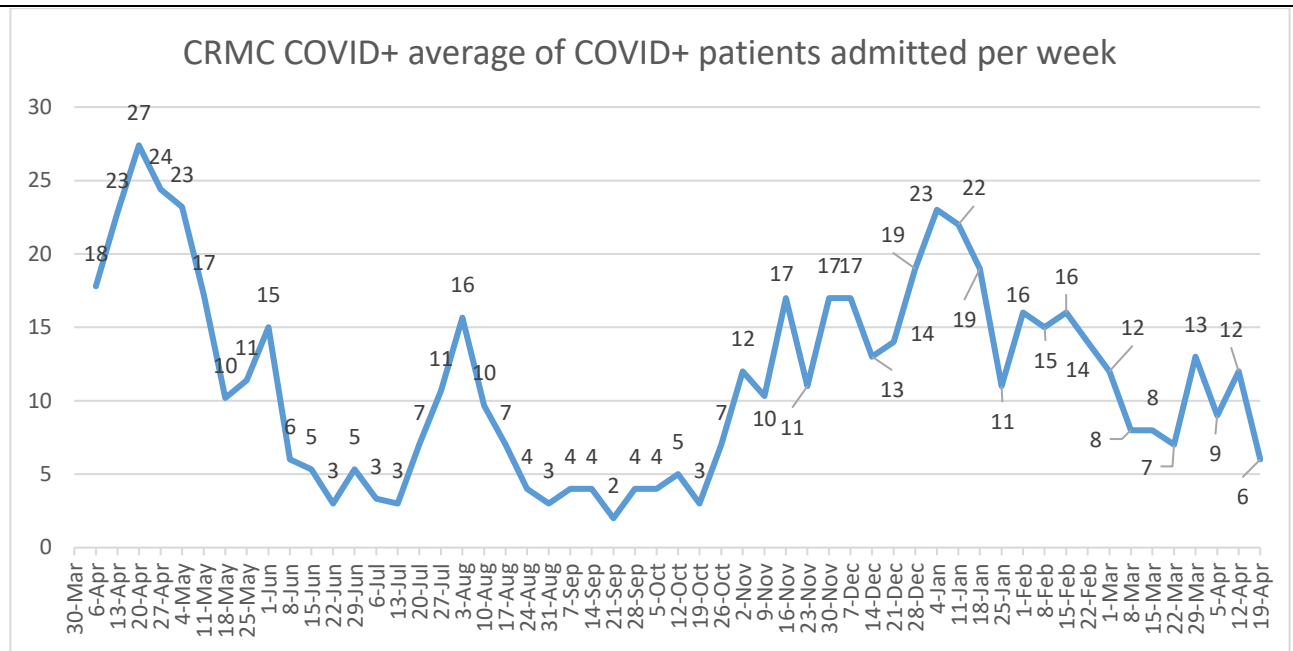
Weekly COVID+ Percentage



Apr 23, 2021 ~ COVID 19



Apr 23, 2021 ~ COVID 19



Charts based upon the data provided by the HD

Charles County Dept of Health Data:

10377 cases total reported since the beginning of the event. **163 new cases** since 4/16, **18 new cases** in last 24 hours

Among confirmed cases, 5598 (53.9%) Female; 4779 (46.1%) Male
 Age range of positive COVID-19 cases: 0-103 years
 Average age of confirmed cases: 40.3
 Age Distribution for Charles County cases:
 Under 18 years: 1348 (13.0%)
 18-64 years: 7898 (76.1%)
 65+ years: 1131 (10.9%)

168,408 negative tests results

7-day average case rate per 100,000 population:

Charles County:	Maryland:
4/16: 17.41	22.71
4/17: 16.63	21.97
4/18: 16.63	21.13
4/19: 14.96	20.76
4/20: 15.58	19.94
4/21: 15.31	19.37
4/22: 14.26	18.42

7-day average percent positivity rate:

Charles County:	Maryland:
-----------------	-----------

Apr 23, 2021 ~ COVID 19

4/16: 5.45%	5.72%
4/17: 5.17%	5.61%
4/18: 5.28%	5.39%
4/19: 4.62%	5.40%
4/20: 5.08%	5.28%
4/21: 5.17%	5.15%
4/22: 5.13%	5.10%

Total Number of negative lab results: 168,408
 Number of negative lab results since 4/16: 3,768
 Total testing volume for Charles County (positive and negative): 178,785
 Percentage of Charles County residents who have been tested for COVID-19: 51.58%

Total Positivity Rate for all lab results thus far: 5.80%
 7-day positivity rate for all lab results: 5.13%

Total Testing Volume per 1000 population by Race:

Maryland: 1427.06
 Charles County: 1141.80
 Charles County Asian: 424.89
 Charles County African American/Black: 1069.86
 Charles County Other Race: 1149.95
 Charles County White/Caucasian: 750.75

Positive Tests per 1000 by Race:

Maryland: 78.45
 Charles County: 71.25
 Charles County Asian: 26.33
 Charles County African Americans: 70.57
 Charles County Other: 116.39
 Charles County White: 45.05

Average number of days from specimen collection date to reporting to public health for all positive and negative lab results between April 16- April 22: 2.36 days

Average number of days from specimen collection date to reporting to public health for all positive lab results between April 16- April 22: 2.36 days

Weekly data update for contact tracing:

1. Open Cases- still working
 300 from CCDOH
 85 from NORC
 Total: 385

2. Closed cases- no need for further tracing
 Total: 5542

Data from CovidLink:

10,629 case records for Charles County in CovidLink to date. This data is a combination of data coming from CRISP, the MDH confirmed cases databases, and the data collected during the contact tracing interview/follow-up process.

Of cases who reported having symptoms (48.8%)*, the most common symptoms were cough, congestion/runny nose, headache, muscle aches/pain, and loss of taste and/or smell.

4,879 cases reported having no COVID-19 symptoms (45.9%)*.

*10,067 out of 10,629 cases reported whether or not they were experiencing COVID-19 symptoms. Due to this, these percentages will not add up to 100%.

894 required hospitalization*. Hospitalization rate is steadily decreasing. Peak in hospitalization rate coincided with the peak in the skilled nursing facility outbreaks in late April.

*Due to a data reconciliation issue reported by Maryland Department of Health, COVID-19 hospitalization counts were not accurately captured in previous data reports. The number reported above is the accurate number of hospitalizations to date.

184 confirmed deaths, **5 additional deaths since previous report**

There have been 184 confirmed deaths associated with COVID-19. This equates to 1.8% of total confirmed cases. The Charles County death rate of 1.8% is below the MD state average death rate of 1.9%. However, it should be noted that the majority of deaths in Charles County are associated with outbreaks in skilled nursing facilities. The death rate for Charles County is going down from a high of 7.3% now that the outbreaks at skilled nursing facilities have been contained and/or reduced.

There are 2 probable COVID-19 deaths. COVID-19 is listed as the cause of death, but laboratory testing has not yet been confirmed.

Average age of fatalities: 74.2 years

Age Distribution of Fatalities:

- 0-49 years: 14 (7.5%)
- 50-59 years: 20 (10.8%)
- 60-69 years: 28 (15.1%)
- 70-79 years: 60 (32.3%)
- 80-89 years: 41 (22.0%)
- 90+ years: 23 (12.4%)

Gender breakdown among fatalities:

89 or 47.8% Female

97 or 52.2% Male

Racial breakdown among fatalities:

41.4% Non-Hispanic White

50.0% Non-Hispanic Black

2.7% Non-Hispanic Asian

<1.0% Non-Hispanic Other

Apr 23, 2021 ~ COVID 19

	5.4% Hispanic Location of death: Hospital Inpatient: 122 or 65.6% Nursing Home: 34 or 18.3% Other/Home/Emergency Room/Outpatient: 30 or 16.1%																																																																																																													
	Statewide By Race and Ethnicity is available at https://coronavirus.maryland.gov/ Asian: 99 (1.0%) Black/African American: 4809 (46.3%) White: 2500 (24.1%) Other: 831 (8.0%) American Indian/Alaskan Native: 26 (0.3%) Native Hawaiian/Pacific Islander: <7 (0.01%) Data not available/Declined to Answer: 2111 (20.3%) Ethnicity: Hispanic: 602 (5.8%) Non-Hispanic: 8075 (77.8%) Data not available/Declined to Answer: 1700 (16.4%)																																																																																																													
	<table><tr><th>Zip code:</th><th>Total number of positive cases</th><th>Number of new positive cases since 4/16</th><th>Number of new negative labs in last 24 hours</th><th>Case Rate per 1000 residents</th></tr><tr><td>20601</td><td>1788</td><td>28</td><td>109</td><td>67.72</td></tr><tr><td>20602</td><td>1973</td><td>35</td><td>200</td><td>75.66</td></tr><tr><td>20603</td><td>2091</td><td>31</td><td>120</td><td>66.59</td></tr><tr><td>20604</td><td>29</td><td>0</td><td>0</td><td>NA</td></tr><tr><td>20611</td><td>59</td><td>0</td><td>1</td><td>38.44</td></tr><tr><td>20613</td><td>99</td><td>1</td><td>0</td><td>7.15</td></tr><tr><td>20616</td><td>482</td><td>10</td><td>28</td><td>78.94</td></tr><tr><td>20622</td><td>107</td><td>1</td><td>0</td><td>16.98</td></tr><tr><td>20632</td><td>35</td><td>0</td><td>2</td><td>NA</td></tr><tr><td>20637</td><td>280</td><td>9</td><td>12</td><td>49.28</td></tr><tr><td>20640</td><td>646</td><td>10</td><td>40</td><td>64.48</td></tr><tr><td>20645</td><td>51</td><td>1</td><td>4</td><td>NA</td></tr><tr><td>20646</td><td>1158</td><td>17</td><td>58</td><td>55.21</td></tr><tr><td>20658</td><td>56</td><td>2</td><td>1</td><td>NA</td></tr><tr><td>20662</td><td>152</td><td>3</td><td>7</td><td>50.77</td></tr><tr><td>20664</td><td>139</td><td>1</td><td>10</td><td>39.70</td></tr><tr><td>20675</td><td>95</td><td>3</td><td>9</td><td>43.96</td></tr><tr><td>20677</td><td>122</td><td>1</td><td>4</td><td>46.87</td></tr><tr><td>20693</td><td>61</td><td>0</td><td>1</td><td>NA</td></tr><tr><td>20695</td><td>846</td><td>10</td><td>49</td><td>106.76</td></tr></table>	Zip code:	Total number of positive cases	Number of new positive cases since 4/16	Number of new negative labs in last 24 hours	Case Rate per 1000 residents	20601	1788	28	109	67.72	20602	1973	35	200	75.66	20603	2091	31	120	66.59	20604	29	0	0	NA	20611	59	0	1	38.44	20613	99	1	0	7.15	20616	482	10	28	78.94	20622	107	1	0	16.98	20632	35	0	2	NA	20637	280	9	12	49.28	20640	646	10	40	64.48	20645	51	1	4	NA	20646	1158	17	58	55.21	20658	56	2	1	NA	20662	152	3	7	50.77	20664	139	1	10	39.70	20675	95	3	9	43.96	20677	122	1	4	46.87	20693	61	0	1	NA	20695	846	10	49	106.76				
Zip code:	Total number of positive cases	Number of new positive cases since 4/16	Number of new negative labs in last 24 hours	Case Rate per 1000 residents																																																																																																										
20601	1788	28	109	67.72																																																																																																										
20602	1973	35	200	75.66																																																																																																										
20603	2091	31	120	66.59																																																																																																										
20604	29	0	0	NA																																																																																																										
20611	59	0	1	38.44																																																																																																										
20613	99	1	0	7.15																																																																																																										
20616	482	10	28	78.94																																																																																																										
20622	107	1	0	16.98																																																																																																										
20632	35	0	2	NA																																																																																																										
20637	280	9	12	49.28																																																																																																										
20640	646	10	40	64.48																																																																																																										
20645	51	1	4	NA																																																																																																										
20646	1158	17	58	55.21																																																																																																										
20658	56	2	1	NA																																																																																																										
20662	152	3	7	50.77																																																																																																										
20664	139	1	10	39.70																																																																																																										
20675	95	3	9	43.96																																																																																																										
20677	122	1	4	46.87																																																																																																										
20693	61	0	1	NA																																																																																																										
20695	846	10	49	106.76																																																																																																										

Apr 23, 2021 ~ COVID 19

	<p>The methodology for case rate calculations by CRISP has changed slightly. Therefore, the case rate calculations by zip code have changed. They cannot be compared to the rates that were previously reported due to differing methodologies.</p> <p>Case Rates for Zip Codes Shared by Charles County and Prince George's County: 20607, Accokeek: 76.64 20613, Brandywine: 78.89</p> <p>Case rates for other Prince George's County Zip Codes that are near Charles County: 20623, Rosaryville: 62.71 20772, Upper Marlboro: 80.43 20744, Fort Washington: 78.88</p>
Testing Update:	All testing will be done at New Life Church as a drive through on Fridays.
Charles County Dept of Health COVID-19 Vaccination Update:	<p><u>Vaccination Data:</u></p> <p>COVID-19 Vaccination Doses for Charles County Residents: First Doses: 52671 Second Doses: 35232 Single Doses: 2911</p> <p>COVID-19 Vaccination Doses Administered by the Charles County Department of Health: First Doses: 22579 Second Doses: 15884 Source: COVID-19 Vaccination Data, MDH Immunet</p> <p>The first grouping of data reflects the total number of Charles County residents that have received the COVID-19 vaccination. This data reflects COVID-19 vaccines delivered to Charles County residents not just COVID-19 vaccines administered in Charles County. Some non-residents may receive COVID-19 vaccination in Charles County due to occupation (e.g., health care workers, Long-Term Care Facility staff, etc.) but are not counted in this total. Please note: This measure is updated daily, however, the actual total may be higher than reported due to delays in the electronic reporting system. <i>Some vaccination data may be unavailable due to the time lag between vaccine administration and data entry. All data are preliminary and subject to change based on additional reporting.</i></p> <p>The second grouping of data reflects the total number of COVID-19 vaccinations administered by the Charles County Department of Health. This data reflects COVID-19 vaccine delivered to both</p>

Apr 23, 2021 ~ COVID 19

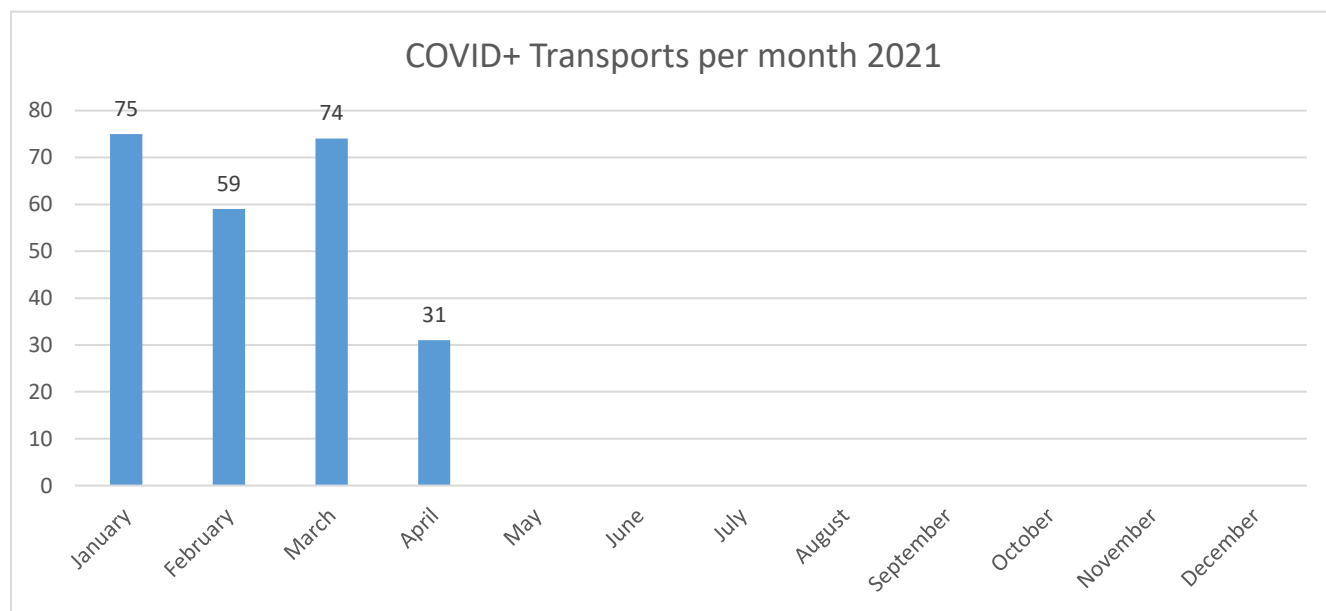
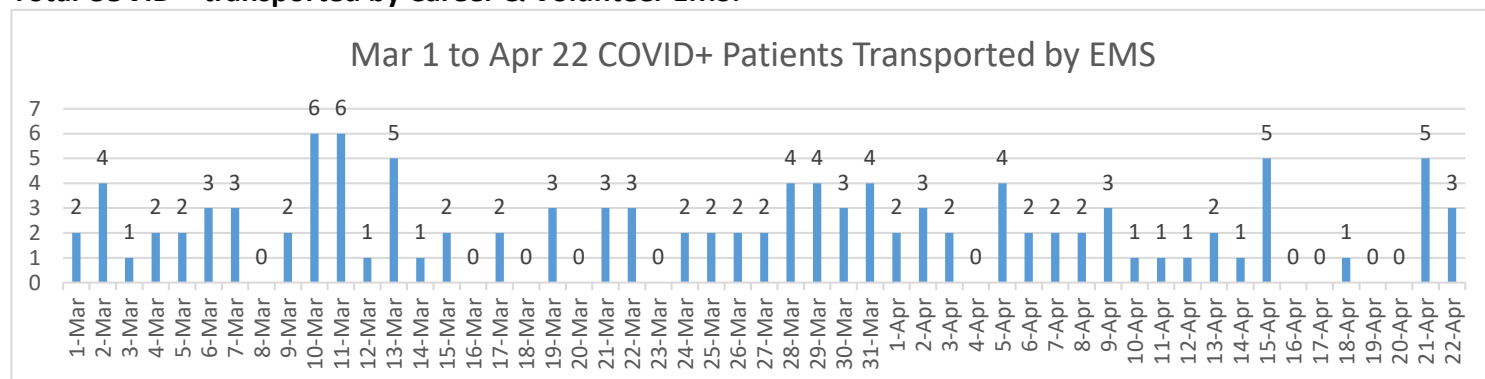
Charles County residents and residents from other jurisdictions that are eligible due to occupation (e.g., health care workers, Long-Term Care Facility staff, etc. working in Charles County). This measure is updated daily, however, the actual total may be higher than reported due to delays in the electronic reporting system. *Some vaccination data may be unavailable due to the time lag between vaccine administration and data entry. All data are preliminary and subject to change based on additional reporting.*

Percent Vaccinated (Ages 16 and older):

Fully Vaccinated (2 doses of multi-dose or 1 dose of single): 29.5%

At least one dose administered: 43.1%

Total COVID+ transported by Career & Volunteer EMS:



Apr 23, 2021 ~ COVID 19

First Responders Quarantine/ Isolation	<p>Quarantine means exposed and they can't come to work. Self Isolation means sick or tested positive.</p> <p>DES Admin: No change 0 Quarantine 0 Isolation</p> <p>Fire/EMS: 1 Quarantine: means exposed and they can't come to work no change since previous report 0 Isolation: means sick or tested positive no change previous report</p> <p>Animal Control: 0 – Quarantined no change since previous report 0 – isolated no change previous report</p> <p>Communications: 0 quarantined no change since previous report 0 isolation no change previous report</p> <p>Law Enforcement (includes CCSO dispatchers): 1 quarantined -1 since previous report 0 isolation no change since previous report</p>
DES HazMat Team	<p>No Decon operations required this week.</p> <p>Continue to support vaccine clinics as requested.</p>
Volunteer Fire, Career & Volunteer EMS	<p><u>Stations/Apparatus:</u></p> <ul style="list-style-type: none"> - No Station with any contamination issues. - No Apparatus with any contamination issues. <p><u>Personnel Exposure:</u> 1 – Quarantined</p> <p><u>Incidents/Call Volume:</u></p> <ul style="list-style-type: none"> - No Major Incidents to Report related to COVID-19. - Call volume for Fire is average and EMS has been average. - Transports of COVID Positive Patients has had a slight decrease. - Running more calls that are not suspected PUIs that later are confirmed COVID+ <p><u>Other Information:</u></p> <ul style="list-style-type: none"> - Continue to push out information about Social Distancing and wearing a mask when unable to do so in the Stations. - All personnel need to continue to utilize proper PPE on incidents. - If Departments are having issues with getting PPE from their Vendors, please send a 213 Form to deslogistics@charlescountymd.gov. - Volunteer First Responders are supporting the Health Department with Vaccine Clinics.

Apr 23, 2021 ~ COVID 19

Charles Regional Medical Center:	<p><u>HOSPITAL BRIEF 04-23-2021</u></p> <ul style="list-style-type: none">• Hospital Bed Capacity = 166. Census = 93• Hospital COVID Positive Weekly Average Census = 6• PUI admissions = 1• ICU Census = 9• Hospital ICU in now a dedicated COVID-19 Unit, and 3 East is for regular ICU overflow and has 10 beds.• A section of the 3 South Patient Care unit has been modified to be dedicated to COVID-19 positive patients only.• Isolation Room Capacity = 12• Isolation Rooms Occupied = 7• Ventilated COVID-19 positive patients = 1• Ventilators not in use = 19• EMS staff transported to CRMC within the past 24 hours = Five (5) Covid-19 positive patients, and zero (0) PUI's.
Law Enforcement	<p><u>Agency COVID-19 Numbers:</u></p> <p>Charles County Sheriff's Office:</p> <ul style="list-style-type: none">• 1 Sworn Officer quarantined• 0 Sworn Officer isolated• 0 Correctional Officer quarantined• 0 Correctional Officers isolated• 0 civilians quarantined• 0 civilians isolated <p>Charles County Detention Center Population:</p> <ul style="list-style-type: none">• 109 inmates• 0 COVID positive inmates• 0 Inmates with symptoms <p>Maryland State Police:</p> <ul style="list-style-type: none">• 0 Officer Quarantined

- 0 Officers Isolated

Maryland Transportation Authority: None local

La Plata Police Department:

- 0 Officer Quarantined
- 0 Officers Isolated
- 0 Civilian Isolated

Natural Resources Police:

- 0 Officer Quarantined
- 0 Officers Isolated
- 0 Civilian Isolated

Definitions

Quarantine: Quarantine is the process of keeping an asymptomatic (no symptoms) person who had a reported exposure away from other people.

Isolation: Isolation is the process of keeping a symptomatic or positive person away from all other people.