

Dec 18, 2020 ~ COVID 19

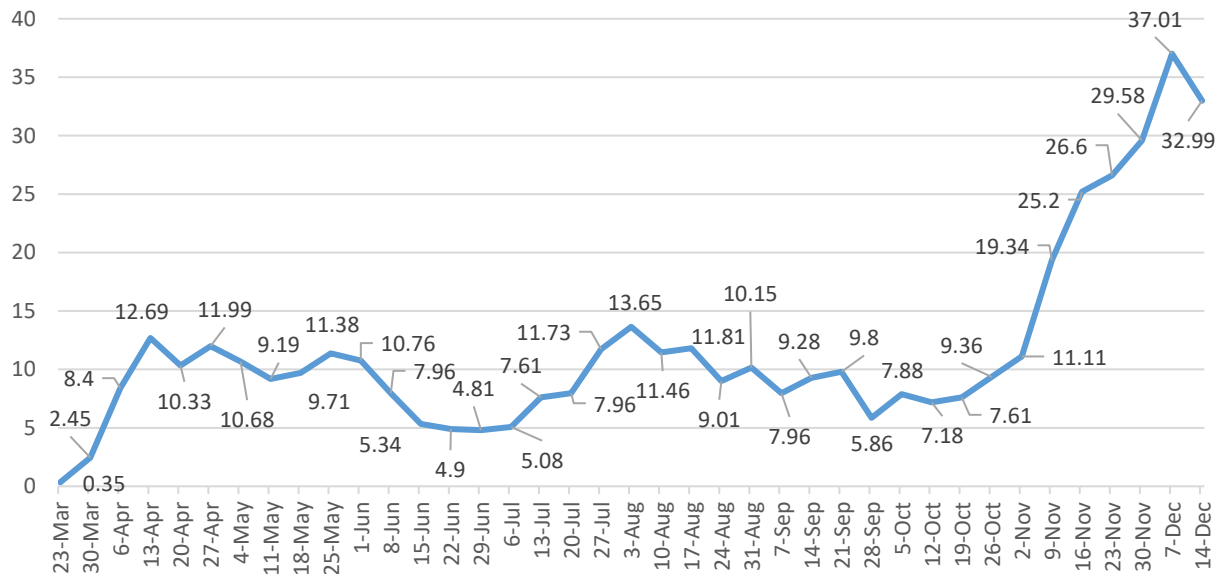
Charles County Emergency Services
Situation Report #115

SITUATION

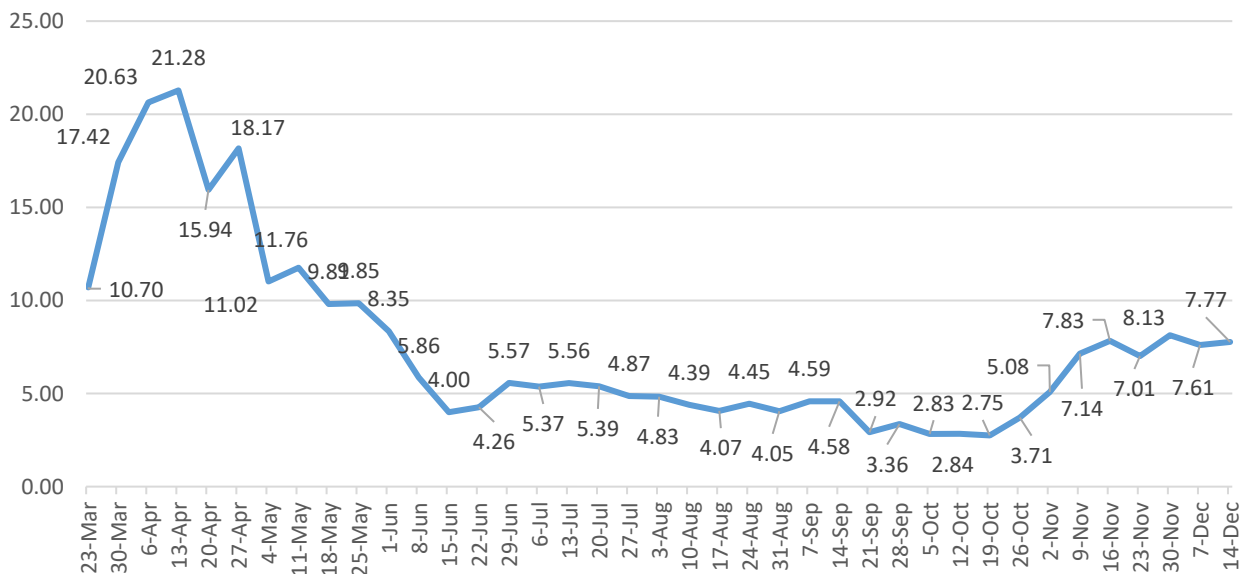
**Situation
Summary:**

Global COVID-19 situation map [here](#)
Maryland summary map [here](#)

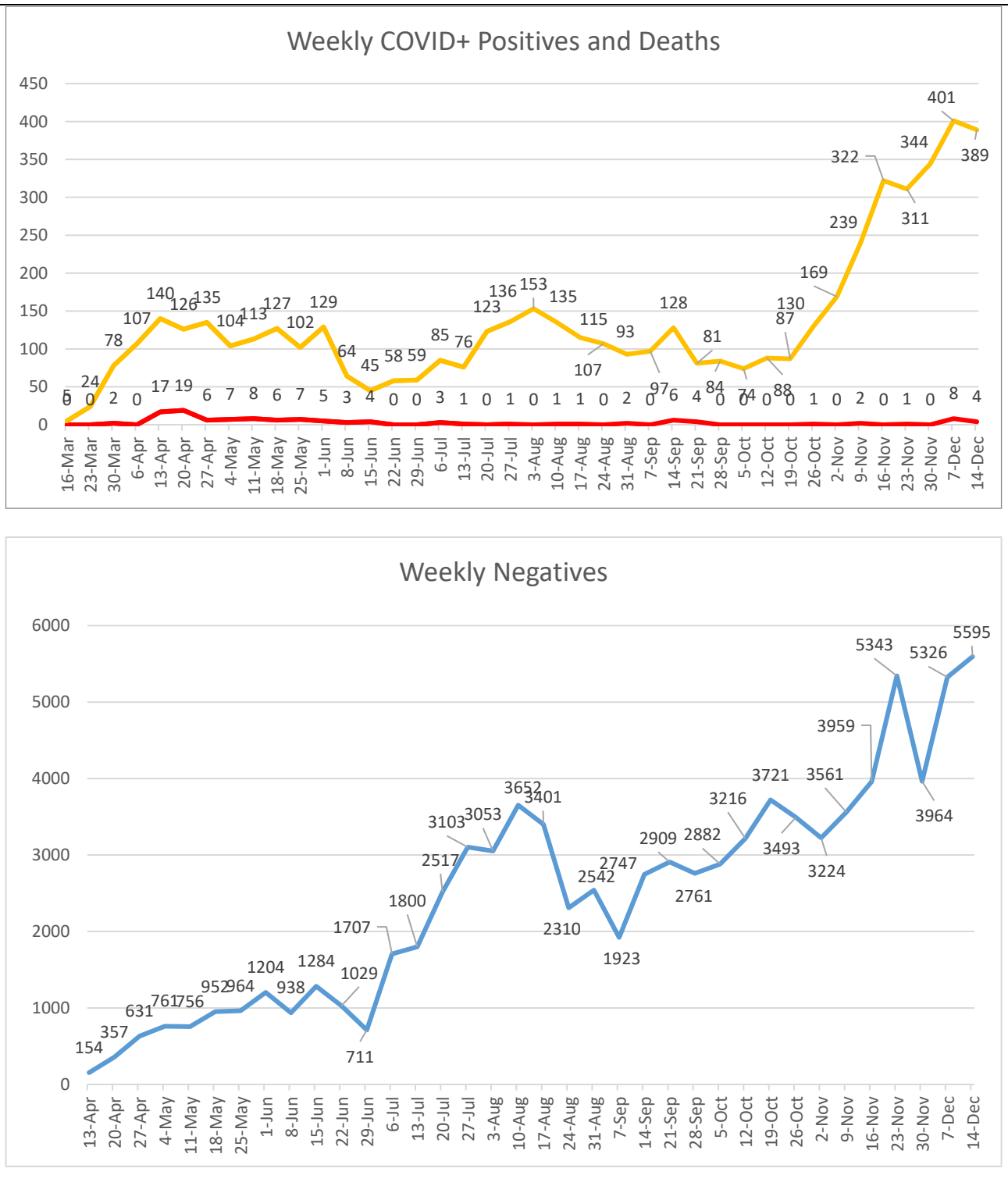
Weekly COVID+ Case Rate



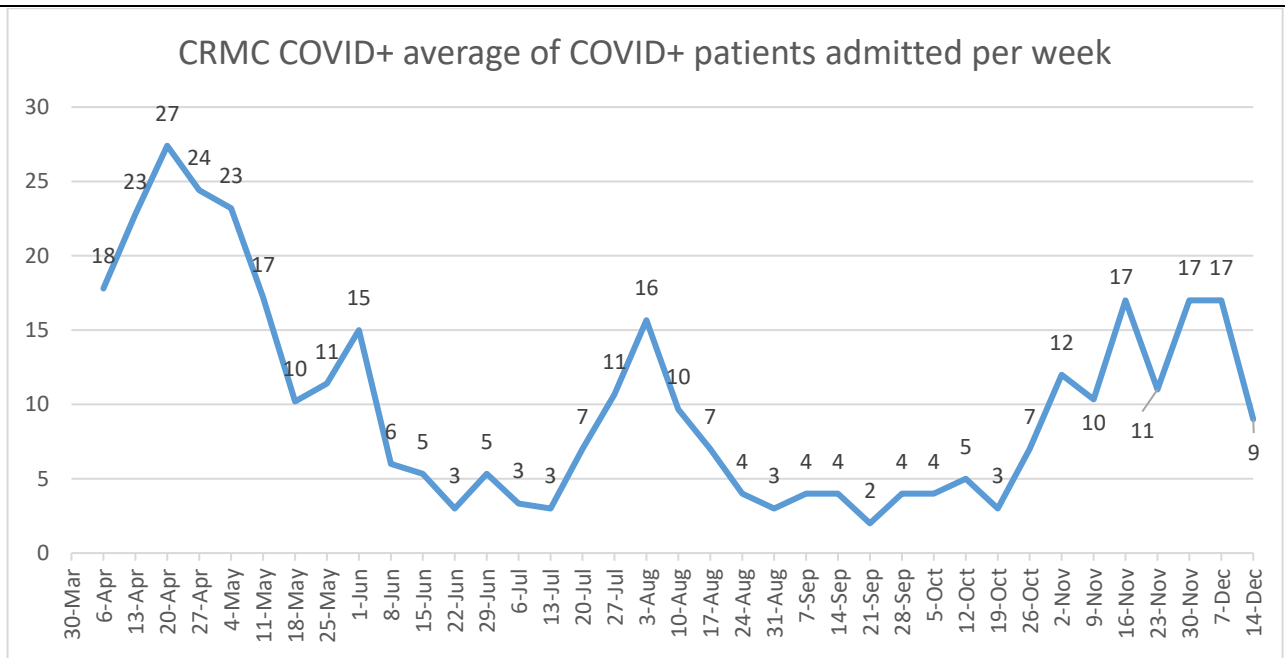
Weekly COVID+ Percentage



Dec 18, 2020 ~ COVID 19



Dec 18, 2020 ~ COVID 19



Charts based upon the data provided by the HD

Charles County Dept of Health Data:

5383 cases total reported since the beginning of the event. **389 new cases in the last week, 61 new cases in last 24 hours**

Among confirmed cases, 2994 (55.6%) Female; 2389 (44.4%) Male
 Age range of positive COVID-19 cases: 0-103 years
 Average age of confirmed cases: 41.7
 Age Distribution for Charles County cases:
 Under 18 years: 549 (10.2%)
 18-64 years: 4193 (77.9%)
 65+ years: 641 (11.9%)

89,850 negative tests results

7 day average case rate per 100,000 population:

Charles County:	Maryland:
12/11: 35.09	45.56
12/12: 35.35	46.37
12/13: 37.19	46.36
12/14: 37.71	46.39
12/15: 37.63	45.84
12/16: 35.26	45.17
12/17: 32.99	42.84

7 day average percent positivity rate:

Charles County:	Maryland:
12/11: 7.73%	7.42%

Dec 18, 2020 ~ COVID 19

12/12: 7.69% 7.41%
 12/13: 7.96% 7.46%
 12/14: 7.78% 7.53%
 12/15: 7.45% 7.49%
 12/16: 7.64% 7.73%
 12/17: 7.87% 7.77%
 Total Number of negative lab results: 89,850
 Number of negative lab results since 12/11: 5,595
 Total testing volume for Charles County (positive and negative): 95,233
 Percentage of Charles County residents who have been tested for COVID-19: 34.9%

Total Positivity Rate for all lab results thus far: 5.65%
 7 day positivity rate for all lab results: 7.87%

Total Testing Volume per 1000 population by Race:
 Maryland: 774.97
 Charles County: 612.22
 Charles County Asian: 199.10
 Charles County African American/Black: 548.46
 Charles County Other Race: 609.03
 Charles County White/Caucasian: 404.08

Positive Tests per 1000 by Race:
 Maryland: 43.17
 Charles County: 35.39
 Charles County Asian: 13.35
 Charles County African Americans: 34.42
 Charles County Other: 65.87
 Charles County White: 21.65

Average number of days from specimen collection date to reporting to public health for all positive and negative lab results between December 11- December 17: 3.27 days
 Average number of days from specimen collection date to reporting to public health for all positive lab results between December 11- December 17: 3.27 days

Weekly data update for contact tracing.

1. Number of new positive cases from 12/6-12/12= 539
2. Number of positives that have been contacted 12/6-12/12= 309
3. Number of contacts identified from 12/6-12/12= 462
4. Number of contacts that have been contacted by tracers 12/6-12/12= 156

468 required hospitalization*. Hospitalization rate is steadily decreasing. Peak in hospitalization rate coincided with the peak in the skilled nursing facility outbreaks in late April.

*Due to a data reconciliation issue reported by Maryland Department of Health, COVID-19 hospitalization counts were not accurately captured in previous data reports. The number reported above is the accurate number of hospitalizations to date.

Dec 18, 2020 ~ COVID 19

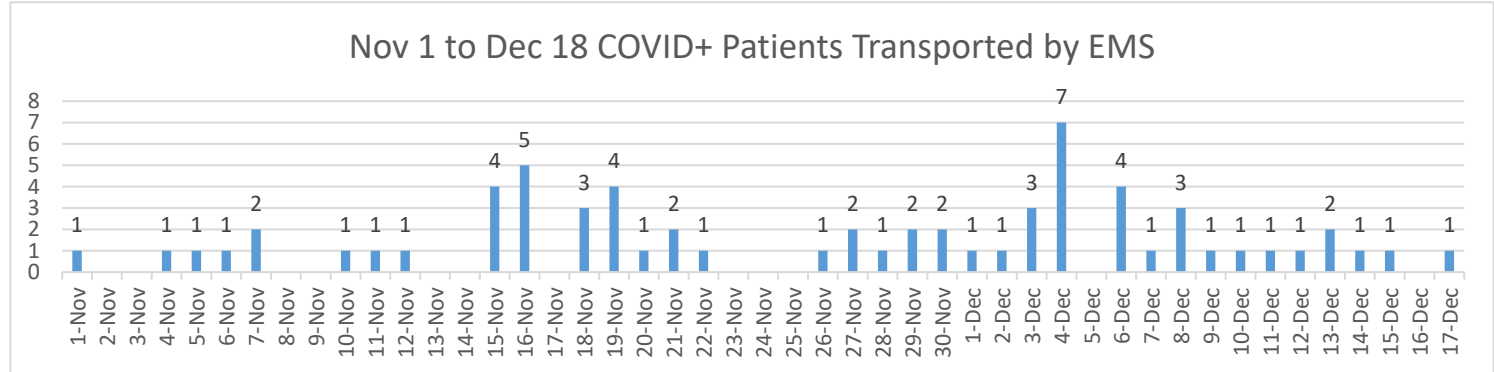
	<p>115 confirmed deaths, 4 additional death since previous report</p> <p>There have been 115 confirmed deaths associated with COVID-19. This equates to 2.1% of total confirmed cases. The Charles County death rate of 2.1% is now equal to the MD state average death rate of 2.1%. However, it should be noted that the majority of deaths in Charles County are associated with outbreaks in skilled nursing facilities. The death rate for Charles County is going down from a high of 7.3% now that the outbreaks at skilled nursing facilities have been contained and/or reduced.</p> <p>There is 1 probable COVID-19 death. COVID-19 is listed as the cause of death, but laboratory testing has not yet been confirmed.</p> <p>Average age of fatalities: 75.9 years</p> <p>Age Distribution of Fatalities:</p> <p>0-39 years: <7 (0.8%) Data is suppressed when the number of cases is less than 7.</p> <ul style="list-style-type: none"> • 40-69 years: 30 (25.9%) • 70-79 years: 45 (38.8%) • 80+ years: 40 (34.5%) <p>Gender breakdown among fatalities:</p> <p>61 or 52.6% Female</p> <p>55 or 47.4% Male</p> <p>Racial breakdown among fatalities:</p> <p>42.2% Non-Hispanic White</p> <p>50.0% Non-Hispanic Black</p> <p>3.4% Non-Hispanic Asian</p> <p>4.3% Hispanic</p> <p>Location of death:</p> <p>Hospital Inpatient: 73 or 62.9%</p> <p>Nursing Home: 27 or 23.3%</p> <p>Other/Home/Emergency Room/Outpatient: 16 or 13.8%</p>
Countywide Race/Ethnicity demographics	<p>Statewide By Race and Ethnicity is available at https://coronavirus.maryland.gov/</p> <p>Asian: 61 (1.1%)</p> <p>Black/African American: 2295 (42.6%)</p> <p>White: 1145 (21.3%)</p> <p>Other: 434 (8.1%)</p> <p>American Indian/Alaskan Native: 13 (0.2%)</p> <p>Data not available/Declined to Answer: 1434 (26.6%)</p> <p>Ethnicity:</p> <p>Hispanic: 375 (6.9%)</p> <p>Non-Hispanic: 3939 (73.2%)</p> <p>Data not available/Declined to Answer: 1069 (19.9%)</p>

Dec 18, 2020 ~ COVID 19

Confirmed Cases by Zip Codes: Available information from State website. Not showing data from zip codes with less than 7 confirmed positives.	Zip code:	Total number of positive cases	Number of new positive cases since 12/11	Number of new negative labs in last 24 hours	Case Rate per 1000 residents
	20601	964	53	98	35.11
	20602	1006	75	152	38.77
	20603	1113	83	139	35.32
	20604	13	0	5	NA
	20611	25	2	5	16.29
	20613	57	2	0	4.11
	20616	209	18	21	34.39
	20622	38	0	0	9.05
	20632	23	0	1	NA
	20637	132	6	16	23.06
	20640	314	32	25	31.74
	20645	31	3	0	NA
	20646	650	56	68	30.56
	20658	23	1	4	NA
	20662	87	8	8	29.39
	20664	69	4	12	20.57
	20675	40	1	5	17.58
	20677	64	6	8	25.36
	20693	35	2	5	NA
	20695	435	31	81	51.62
<p>The methodology for case rate calculations by CRISP has changed slightly. Therefore, the case rate calculations by zip code have changed. They cannot be compared to the rates that were previously reported due to differing methodologies.</p> <p>Case Rates for Zip Codes Shared by Charles County and Prince George’s County:</p> <p>20607, Accokeek: 41.30</p> <p>20613, Brandywine: 39.05</p> <p>These are two of the lowest rates in Prince George’s County. These rates are much closer to Waldorf and White Plains case rates.</p> <p>Case rates for other Prince George’s County Zip Codes that are near Charles County:</p> <p>20623, Rosaryville: 35.11</p> <p>20772, Upper Marlboro: 44.74</p> <p>20744, Fort Washington: 43.74</p>					
Charles County Dept of Health Testing Update:					

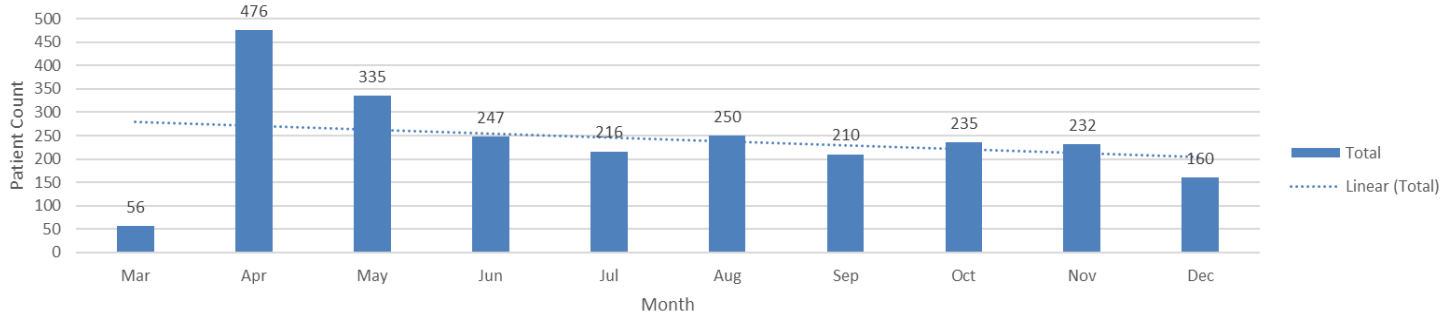
Dec 18, 2020 ~ COVID 19

Total COVID+ transported by Career & Volunteer EMS:



PUI = Person Under Investigation

PIU Incidents - 03-13-20 thru 12-18-20 @ 1106



First Responders Quarantine/ Isolation

Quarantine means exposed and they can't come to work.
Self Isolation means sick or tested positive.

Fire/EMS:

2 Quarantine: means exposed and they can't come to work **+2 since previous report**

2 Isolation: means sick or tested positive **+2 since previous report**

Animal Control:

1 – Quarantined

3 – isolated **+3 since previous report**

Communications:

3 quarantined **+3 since previous report**

1 isolation **-1 since previous report**

Law Enforcement (includes CCSO dispatchers):-

Quarantine: 4 **-4 since last report**

Isolation: 5 **+3 since last report**

DES HazMat Team Decons

Emergency Services will be deconned on 12/19

Dec 18, 2020 ~ COVID 19

Volunteer Fire, Career & Volunteer EMS	<p><u>Stations/Apparatus:</u></p> <ul style="list-style-type: none"> - No Station with any contamination issues. - No Apparatus with any contamination issues. <p><u>Personnel Exposure:</u></p> <p>2 – Isolated</p> <p>2 – Quarantine</p> <p><u>Incidents/Call Volume:</u></p> <ul style="list-style-type: none"> - No Major Incidents to Report related to COVID-19. - Call volume for Fire and EMS Events is average. - Transports of COVID Positive Patients have slightly decreased from previous weeks. <p><u>Other Information:</u></p> <ul style="list-style-type: none"> - Continue to push out information about Social Distancing and wearing a mask when unable to do so in the Stations. - All personnel need to continue to utilize proper PPE on incidents. - If Departments are having issues with getting PPE from their Vendors, please send a 213 Form to deslogistics@charlescountymd.gov. - As COVID is on the rise and we move through the Holidays, if you any provider needs someone to talk to, Please do not hesitate to reach out to Peer Support. They can be reached at DESpeersupport@charlescountymd.gov or (240) 532-0558. - Volunteer Fire and EMS would like to thank the MIH Team for their hard work over this pandemic with getting our Members tested in quick manner. - We want to wish everyone a Safe and Happy Holidays.
Charles Regional Medical Center:	<ul style="list-style-type: none"> • Hospital Bed Capacity = 166. Census = 88 • Hospital COVID Positive Census = 9 • PUI admissions = 6 • ICU Census = 7 • Hospital ICU in now a dedicated COVID-19 Unit, and 3 East is for regular ICU overflow and has 10 beds. • A section of the 3 South Patient Care unit has been modified to be dedicated to COVID-19 positive patients only. • Isolation Room Capacity = 12 • Isolation Rooms Occupied = 8 • Ventilated COVID-19 positive patients = 2

Dec 18, 2020 ~ COVID 19

	<ul style="list-style-type: none"> • Ventilators not in use = 18 • EMS staff transported to CRMC 12/17/2020 = One (1) Covid positive patients, and zero (0) PUI's.
<p>Law Enforcement</p>	<p><u>Agency COVID-19 Numbers:</u></p> <p>Charles County Sheriff's Office:</p> <ul style="list-style-type: none"> • 3 Sworn Officer quarantined (estimated return to work – 3 on 12/20/20) • 2 Sworn Officer isolated • 1 Correctional Officer quarantined (estimated to return to work – 1 on 12/20) • 1 Correctional Officers isolated • 0 civilians quarantined • 2 civilians isolated. <p>Charles County Detention Center Population:</p> <ul style="list-style-type: none"> • 106 inmates • 0 COVID positive inmates • 0 Inmates with symptoms <p>Maryland State Police: None Reported Local</p> <p>Maryland Transportation Authority: None Reported Local</p> <p>La Plata Police Department:</p> <ul style="list-style-type: none"> • 0 Officer Quarantined • 0 Officers Isolated • 0 Civilian Isolated <p>Natural Resources Police: None Reported Local</p> <p>Definitions</p> <p><i>Quarantine:</i> Quarantine is the process of keeping an asymptomatic (no symptoms) person who had a reported exposure away from other people.</p> <p><i>Isolation:</i> Isolation is the process of keeping a symptomatic or positive person away from all other people.</p>