

Dec 4, 2020 ~ COVID 19

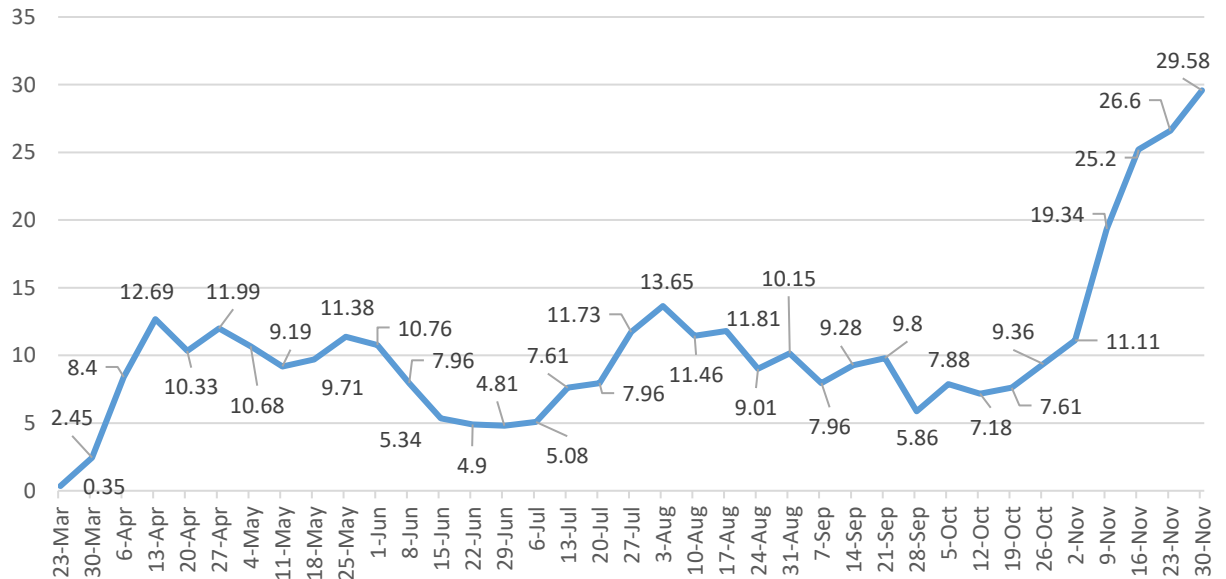
Charles County Emergency Services  
Situation Report #113

SITUATION

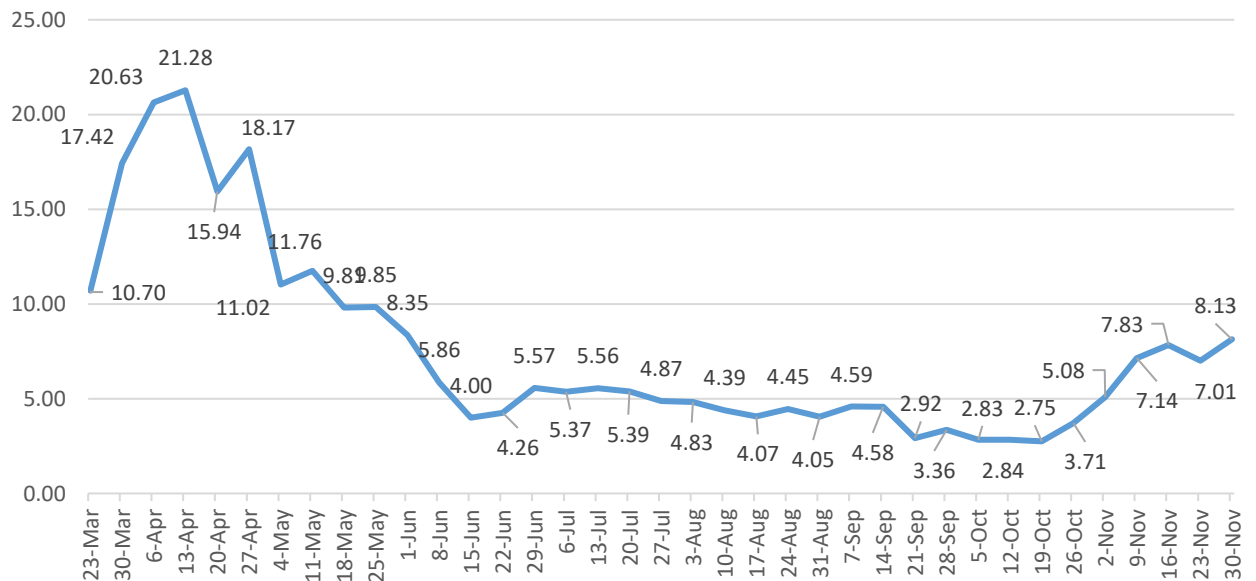
**Situation  
Summary:**

Global COVID-19 situation map [here](#)  
Maryland summary map [here](#)

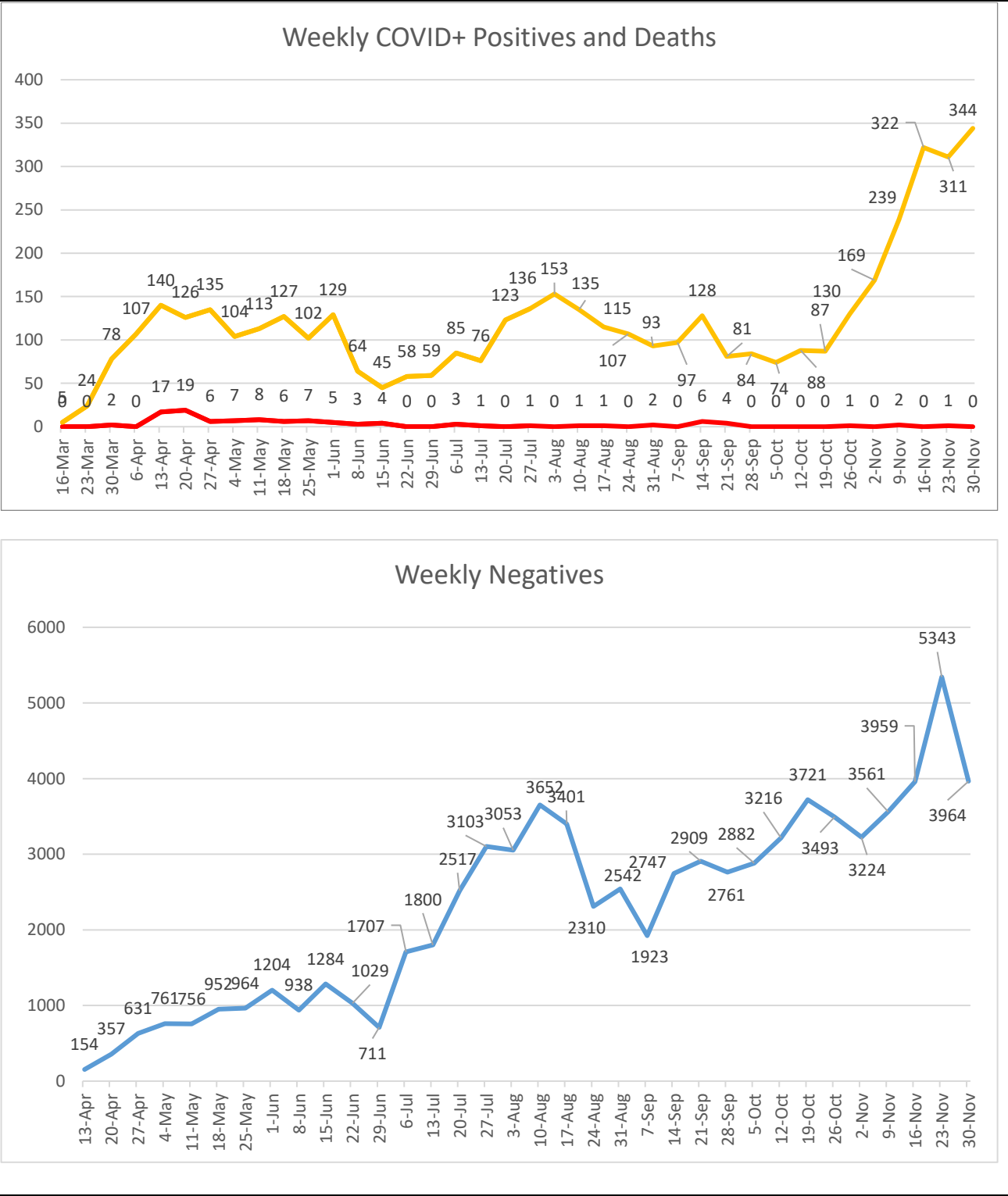
Weekly COVID+ Case Rate



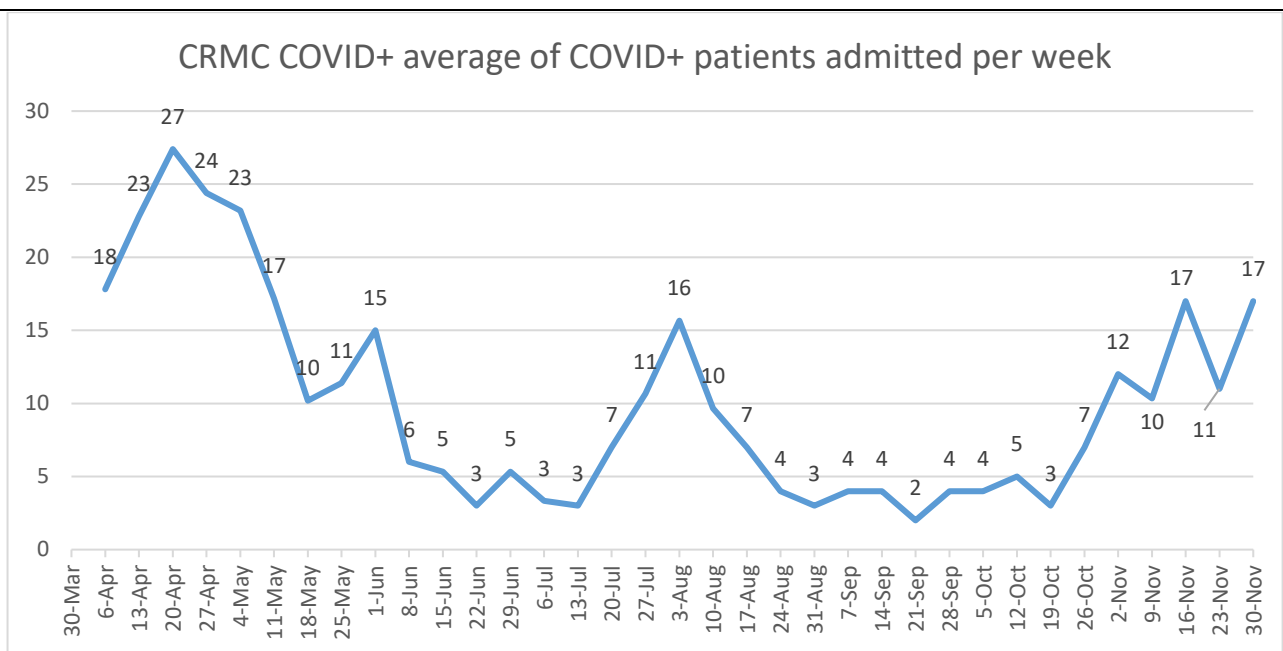
Weekly COVID+ Percentage



Dec 4, 2020 ~ COVID 19



## Dec 4, 2020 ~ COVID 19



Charts based upon the data provided by the HD

### Charles County Dept of Health Data:

**4593 cases** total reported since the beginning of the event. **338 new cases in the last week, 71 new cases in last 24 hours**

Among confirmed cases, 2561 (55.8%) Female; 2032 (44.2%) Male

Age range of positive COVID-19 cases: 0-103 years

Average age of confirmed cases: 42.1

Age Distribution for Charles County cases:

Under 18 years: 438 (9.5%)

18-64 years: 3591 (78.2%)

65+ years: 564 (12.3%)

**78,929** negative tests results

7 day average case rate per 100,000 population:

Charles County:	Maryland:
-----------------	-----------

11/27: 27.65	37.27
--------------	-------

11/28: 25.03	34.21
--------------	-------

11/29: 25.55	33.81
--------------	-------

11/30: 28.53	34.44
--------------	-------

12/1: 28.88	37.03
-------------	-------

12/2: 30.10	35.97
-------------	-------

12/3: 29.58	35.25
-------------	-------

7 day average percent positivity rate:

Charles County:	Maryland:
-----------------	-----------

11/27: 6.62%	6.38%
--------------	-------

## Dec 4, 2020 ~ COVID 19

11/28: 6.77%	6.53%
11/29: 7.91%	6.86%
11/30: 7.63%	7.33%
12/1: 8.21%	7.52%
12/2: 8.17%	7.68%
12/3: 8.13%	8.00%

Total Number of negative lab results: 78,939

Number of negative lab results since 11/29: 2,699

Total testing volume for Charles County (positive and negative): 83,532

Percentage of Charles County residents who have been tested for COVID-19: 31.7%

Total Positivity Rate for all lab results thus far: 5.50%

7 day positivity rate for all lab results: 8.13%

Total Testing Volume per 1000 population by Race:

Maryland: 697.92

Charles County: 550.59

Charles County Asian: 178.90

Charles County African American/Black: 488.03

Charles County Other Race: 552.64

Charles County White/Caucasian: 365.75

Positive Tests per 1000 by Race:

Maryland: 37.24

Charles County: 30.63

Charles County Asian: 11.36

Charles County African Americans: 29.05

Charles County Other: 61.13

Charles County White: 18.67

Average number of days from specimen collection date to reporting to public health for all positive and negative lab results between November 27- December 3: 5.50 days

Average number of days from specimen collection date to reporting to public health for all positive lab results between November 27- December 3: 5.52 days

Weekly data update for contact tracing.

1. Number of new positive cases from 11/22-11/28= 333

2. Number of positives that have been contacted 11/22-11/28= 189

3. Number of contacts identified from 11/22-11/28= 358

4. Number of contacts that have been contacted by tracers 11/22-11/28= 158

5 Open cases- still working

0 from CCDOH

2862 from NORC

Total: 2862

6. Closed cases- no need for further tracing

982 from CCDOH

## Dec 4, 2020 ~ COVID 19

	<p>337 From NORC Total = 1319</p> <p>350 required hospitalization (7.6%). Hospitalization rate is steadily decreasing. Peak in hospitalization rate coincided with the peak in the skilled nursing facility outbreaks in late April.</p> <p>103 confirmed deaths</p> <p>There have been 103 confirmed deaths associated with COVID-19. This equates to 2.2% of total confirmed cases. The Charles County death rate of 2.3% is higher than the MD state average death rate of 2.2%, but this gap is closing. However, it should be noted that the majority of deaths in Charles County are associated with outbreaks in skilled nursing facilities. The death rate for Charles County is going down from a high of 7.3% now that the outbreaks at skilled nursing facilities have been contained and/or reduced.</p> <p>There were 2 probable COVID-19 deaths. COVID-19 is listed as the cause of death, but laboratory testing has not yet been confirmed.</p> <p>Average age of fatalities: 76.0 years</p> <p>Age Distribution of Fatalities:</p> <p>0-39 years: &lt;7 (0.9%) Data is suppressed when the number of cases is less than 7.</p> <ul style="list-style-type: none"> <li>• 40-69 years: 26 (24.8%)</li> <li>• 70-79 years: 41 (39.0%)</li> <li>• 80+ years: 37 (35.2%)</li> </ul> <p>Gender breakdown among fatalities:</p> <p>58 or 55.2% Female</p> <p>47 or 44.8% Male</p> <p>Racial breakdown among fatalities:</p> <p>41.9% Non-Hispanic White</p> <p>50.5% Non-Hispanic Black</p> <p>3.8% Non-Hispanic Asian</p> <p>3.8% Hispanic</p> <p>Location of death:</p> <p>Hospital Inpatient: 65 or 61.9%</p> <p>Nursing Home: 25 or 23.8%</p> <p>Other/Home/Emergency Room/Outpatient: 15 or 14.3%</p>
<b>Countywide Race/Ethnicity demographics</b>	<p>Statewide By Race and Ethnicity is available at <a href="https://coronavirus.maryland.gov/">https://coronavirus.maryland.gov/</a></p> <p>Asian: 51 (1.1%)</p> <p>Black/African American: 1886 (41.1%)</p> <p>White: 988 (21.5%)</p> <p>Other /2+ races: 391 (8.5%)</p> <p>American Indian/Alaskan Native: 13 (0.3%)</p> <p>Data not available/Declined to Answer: 1264 (27.5%)</p> <p>Ethnicity:</p>

# Dec 4, 2020 ~ COVID 19

	Hispanic: 334 (7.3%) Non-Hispanic: 3200 (69.7%) Data not available/Declined to Answer: 1059 (23.1%)				
<b>Confirmed Cases by Zip Codes:</b> <b>Available information from State website.</b> <b>Not showing data from zip codes with less than 7 confirmed positives.</b>	Zip code:	Total number of positive cases	Number of new positive cases since 11/27	Number of new negative labs in last 24 hours	Case Rate per 1000 residents
	20601	830	43	136	30.49
	20602	862	70	153	32.98
	20603	948	64	174	30.13
	20604	12	0	0	NA
	20611	23	1	7	14.98
	20613	51	0	0	3.68
	20616	175	17	43	28.82
	20622	38	0	0	7.14
	20632	22	1	4	NA
	20637	118	12	19	20.59
	20640	249	23	41	25.35
	20645	24	2	3	NA
	20646	543	44	67	25.51
	20658	20	1	4	NA
	20662	67	9	8	22.38
	20664	58	3	10	17.42
	20675	37	0	4	16.20
	20677	52	1	10	20.75
	20693	31	6	2	NA
	20695	382	35	72	45.18
	The methodology for case rate calculations by CRISP has changed slightly. Therefore, the case rate calculations by zip code have changed. They cannot be compared to the rates that were previously reported due to differing methodologies. Case Rates for Zip Codes Shared by Charles County and Prince George's County: 20607, Accokeek: 35.70 20613, Brandywine: 33.42 These are two of the lowest rates in Prince George's County. These rates are much closer to Waldorf and White Plains case rates. Case rates for other Prince George's County Zip Codes that are near Charles County: 20623, Rosaryville: 29.31 20772, Upper Marlboro: 37.59 20744, Fort Washington: 36.95				

## Dec 4, 2020 ~ COVID 19

### Charles County Dept of Health Testing Update:

Tuesday, 11/24: Regency Stadium / NP Swab / Appt only / 4 lanes / 314 tested

Tuesday, 12/1: Regency Stadium / NP Swab / Appt only / 3 lanes / 330 tested

Test every Tuesday at Regency from 0900 – 1300

Make appointment at [covidtest.maryland.gov](https://covidtest.maryland.gov)

Labs are backed up with the surge of testing... resulting averaging 6-8 days over the past two weeks

Schedule additions/changes:

Saturday, December 5: Regency Stadium / NP Swab / Appt only – **CANCELLED DUE TO IMPENDING RAIN EVENT**

Thursday, December 10: Nanjemoy / **NANJEMOY VOLUNTEER FIRE DEPARTMENT / SELF SWAB / NO APPT / 1100 – 1400**

**Saturday, December 12: Regency Stadium / NP Swab / Appt only / 0930 -1230**

**Saturday, December 19: Regency Stadium / NP Swab / Appt only / 0930 - 1230**

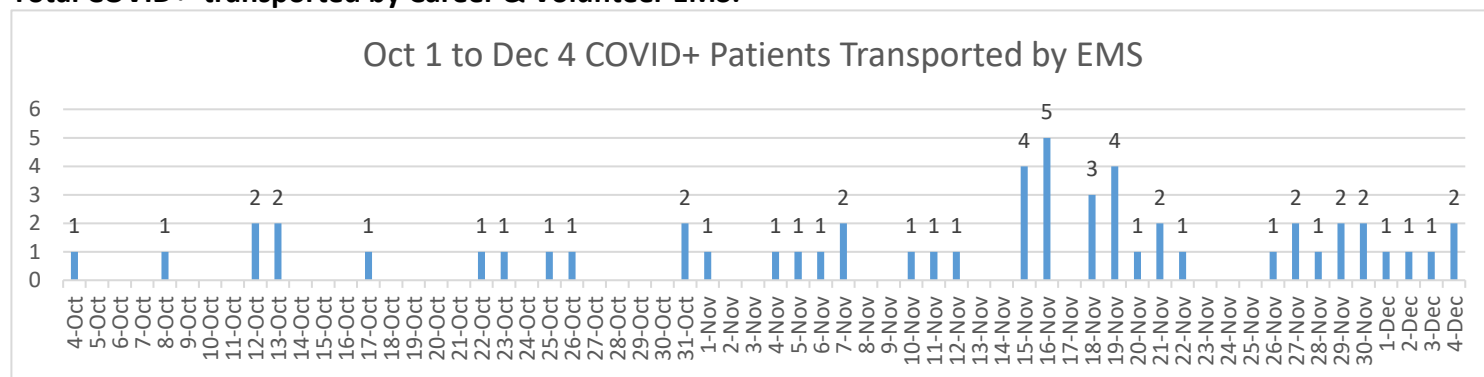
Number of agencies self-testing that receive kits from the HD = 5

Tests sent to the lab from these agencies 11/23 through 12/2 = 121

Number of agencies ready to be scheduled into self-testing w/kits from CCDOH = 3 / this will add approximately 120 additional people that will be tested

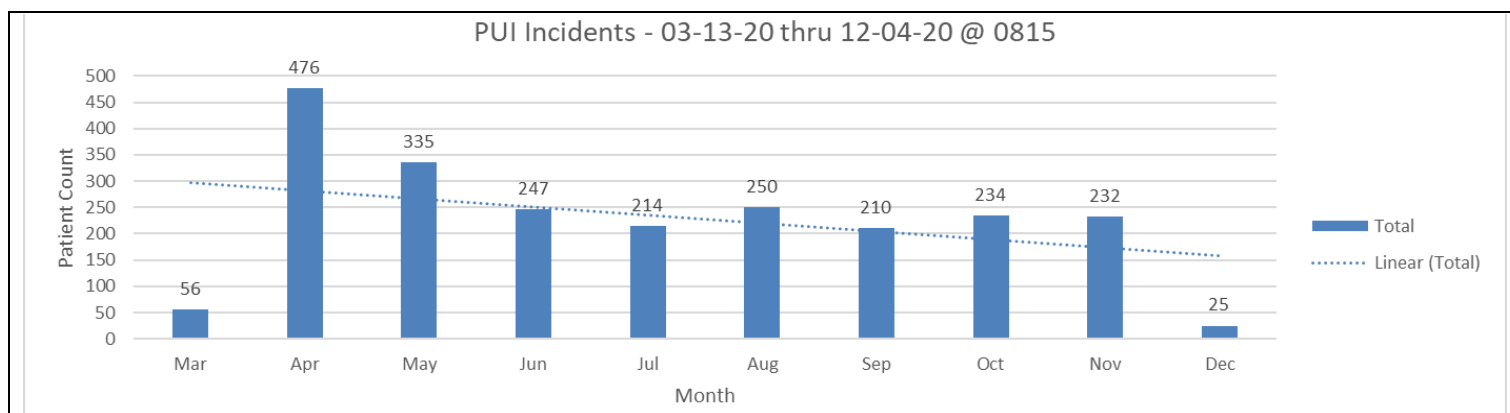
A testing team deploys to test at Angels Watch, **Jude House** and Fuller House/Street Outreach every other week

### Total COVID+ transported by Career & Volunteer EMS:



**PUI = Person Under Investigation**

## Dec 4, 2020 ~ COVID 19



<b>First Responders Quarantine/ Isolation</b>	<p>Quarantine means exposed and they can't come to work. Self Isolation means sick or tested positive.</p> <p>Fire/EMS: 0 Quarantine: means exposed and they can't come to work <b>no change since previous report</b> 0 Isolation: means sick or tested positive <b>-4 since previous report</b></p> <p><b>Animal Control:</b> <b>1 – Quarantined</b> <b>0 – isolated</b></p> <p>Communications: 0 quarantined <b>-6 since previous report</b> 2 isolation <b>+2 since previous report</b></p> <p>Law Enforcement:- Quarantine: 13 <b>-32 since last report</b> Isolation:4 <b>-2 since last report</b></p>
<b>DES HazMat Team Decons</b>	<p><b>1 – EMS Wing of DES on December 1.</b></p>
<b>Volunteer Fire, Career &amp; Volunteer EMS</b>	<p><b><u>Stations/Apparatus:</u></b></p> <ul style="list-style-type: none"> <li>- No Station with any contamination issues.</li> <li>- No Apparatus with any contamination issues.</li> </ul> <p><b><u>Personnel Exposure:</u></b> None Reported.</p> <p><b><u>Incidents/Call Volume:</u></b></p> <ul style="list-style-type: none"> <li>- No Major Incidents to Report related to COVID-19.</li> <li>- Call volume for Fire and EMS Events is average.</li> <li>- Transports of COVID Positive Patients has increased. Most have been known COVID Patients at the time of transport.</li> </ul> <p><b><u>Other Information:</u></b></p> <ul style="list-style-type: none"> <li>- Continue to push out information about Social Distancing and wearing a mask when unable to do so in the Stations.</li> </ul>



## Dec 4, 2020 ~ COVID 19

	<ul style="list-style-type: none"> <li>- All personnel need to continue to utilize proper PPE on incidents.</li> <li>- All personnel need to remember to place a Simple Mask on their patient during their transport and ensure they are wearing at the arrival at the Hospital.</li> <li>- If Departments are having issues with getting PPE from their Vendors, please send a 213 Form to <a href="mailto:deslogistics@charlescountymd.gov">deslogistics@charlescountymd.gov</a>.</li> <li>- As COVID is on the rise and we move through the Holidays, if you any provider needs someone to talk to, Please do not hesitate to reach out to Peer Support. They can be reached at <a href="mailto:DESpeersupport@charlescountymd.gov">DESpeersupport@charlescountymd.gov</a> or (240) 532-0558.</li> </ul>
<b>Charles Regional Medical Center:</b>	<ul style="list-style-type: none"> <li>• Hospital Bed Capacity = 166. Census = 85</li> <li>• Hospital COVID Positive Census = 17</li> <li>• PUI admissions = 4</li> <li>• ICU Census = 5</li> <li>• Hospital ICU in now a dedicated COVID-19 Unit, and 3 East is for regular ICU overflow and has 10 beds.</li> <li>• A section of the 3 South Patient Care unit has been modified to be dedicated to COVID-19 positive patients only.</li> <li>• Isolation Room Capacity = 12</li> <li>• Isolation Rooms Occupied = 6</li> <li>• Ventilated COVID-19 positive patients = 3</li> <li>• Ventilators not in use = 17</li> <li>• EMS staff transported to CRMC 12/03/2020 = Two (2) Covid positive patients, and zero (0) PUI's.</li> </ul>
<b>Law Enforcement</b>	<p><b><u>Agency COVID-19 Numbers:</u></b></p> <p>Charles County Sheriff's Office:</p> <ul style="list-style-type: none"> <li>• 9 Sworn Officer quarantined (estimated return to work –3 on 12/4; 1 on 12/5; 1 on 12/11; 1 on 12/13; 3 on 12/14)</li> <li>• 3 Sworn Officer isolated</li> <li>• 4 Correctional Officer quarantined (estimated to return to work – 2 on 12/09; 1 on 12/10; 1 on 12/12)</li> <li>• 0 Correctional Officers isolated</li> <li>• 0 civilians quarantined</li> <li>• 1 civilians isolated.</li> </ul>

## Dec 4, 2020 ~ COVID 19

### Charles County Detention Center Population:

- 108 inmates
- 0 COVID positive inmates
- 0 Inmates with symptoms

### Maryland State Police:

- 0 Officer Quarantined
- 0 Officers Isolated

Maryland Transportation Authority: None local

### La Plata Police Department:

- 0 Officer Quarantined
- 0 Officers Isolated
- 0 Civilian Isolated

### Natural Resources Police:

- 0 Officer Quarantined
- 0 Officers Isolated
- 0 Civilian Isolated

### Definitions

*Quarantine:* Quarantine is the process of keeping an asymptomatic (no symptoms) person who had a reported exposure away from other people.

*Isolation:* Isolation is the process of keeping a symptomatic or positive person away from all other people.