

Nov 24, 2020 ~ COVID 19

Charles County Emergency Services
Situation Report #112

SITUATION

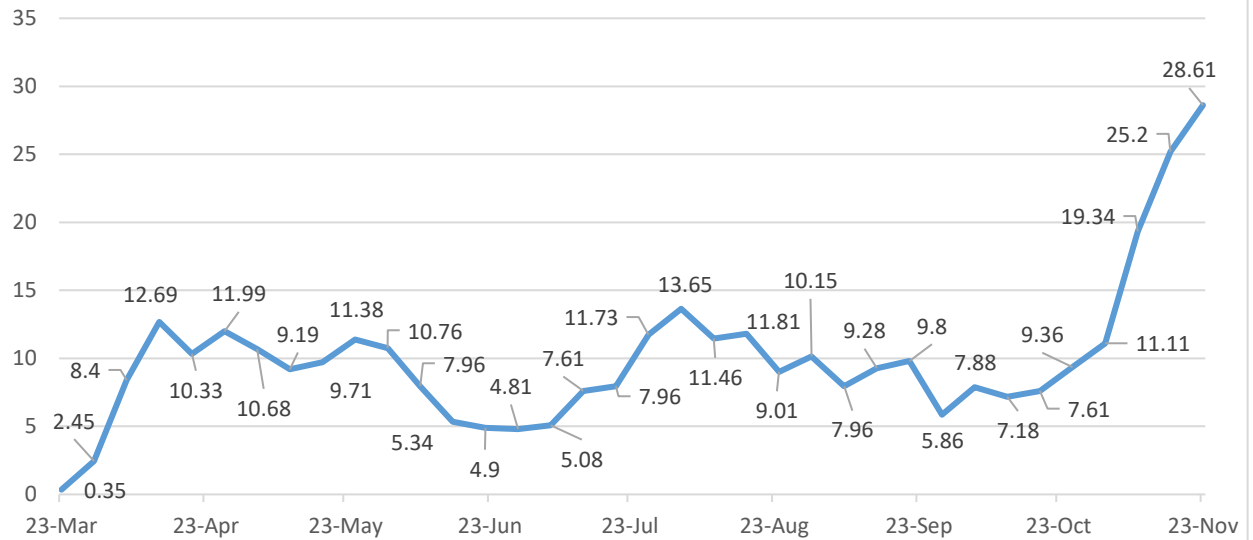
**Situation
Summary:**

Global COVID-19 situation map [here](#)

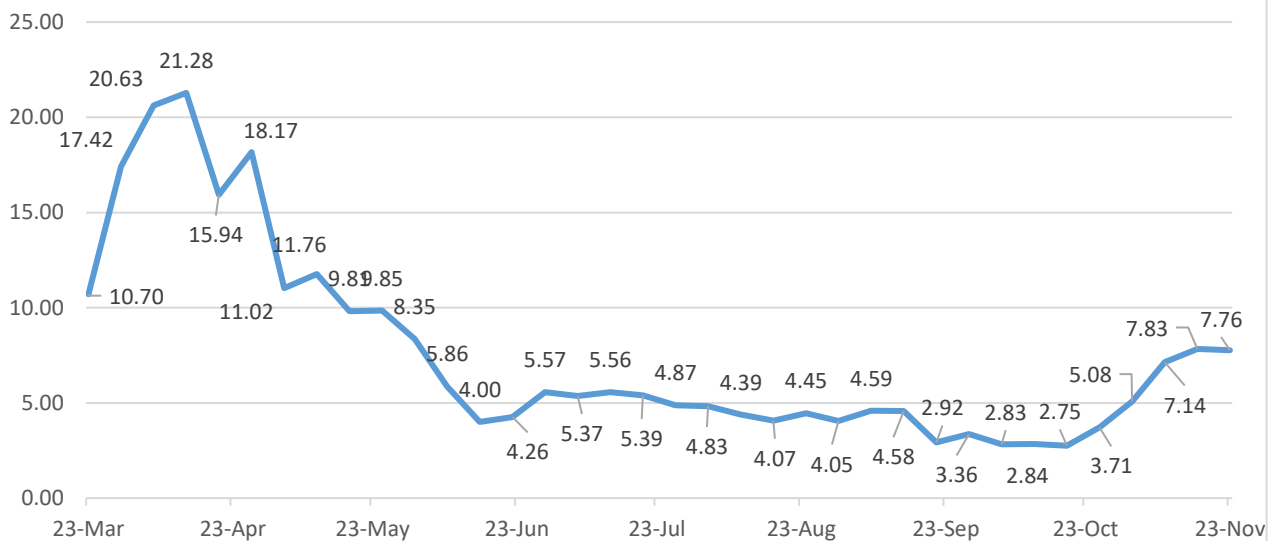
Maryland summary map [here](#)

All below charts are showing 4 days of data for the week of Nov 23.

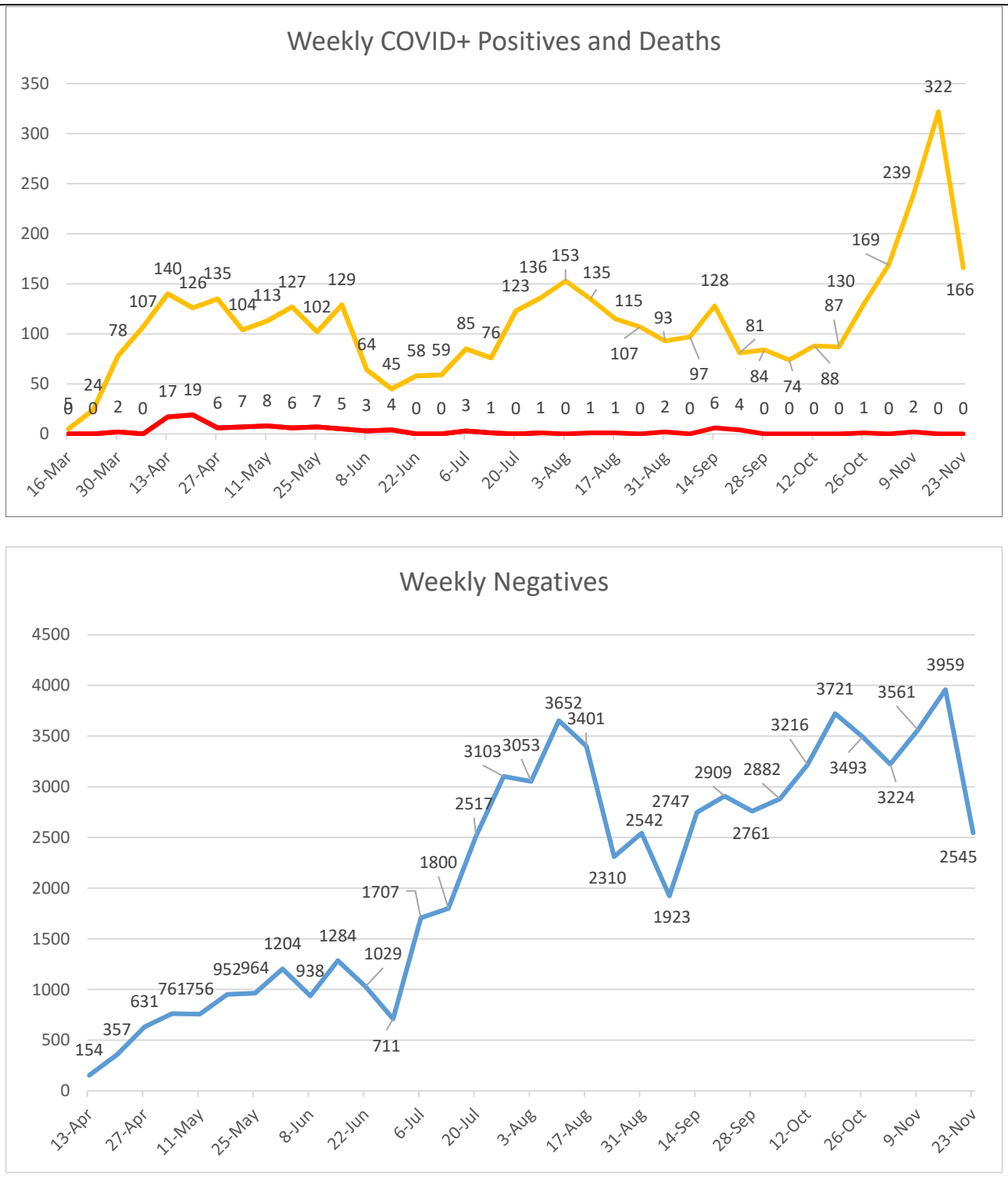
Weekly COVID+ Case Rate



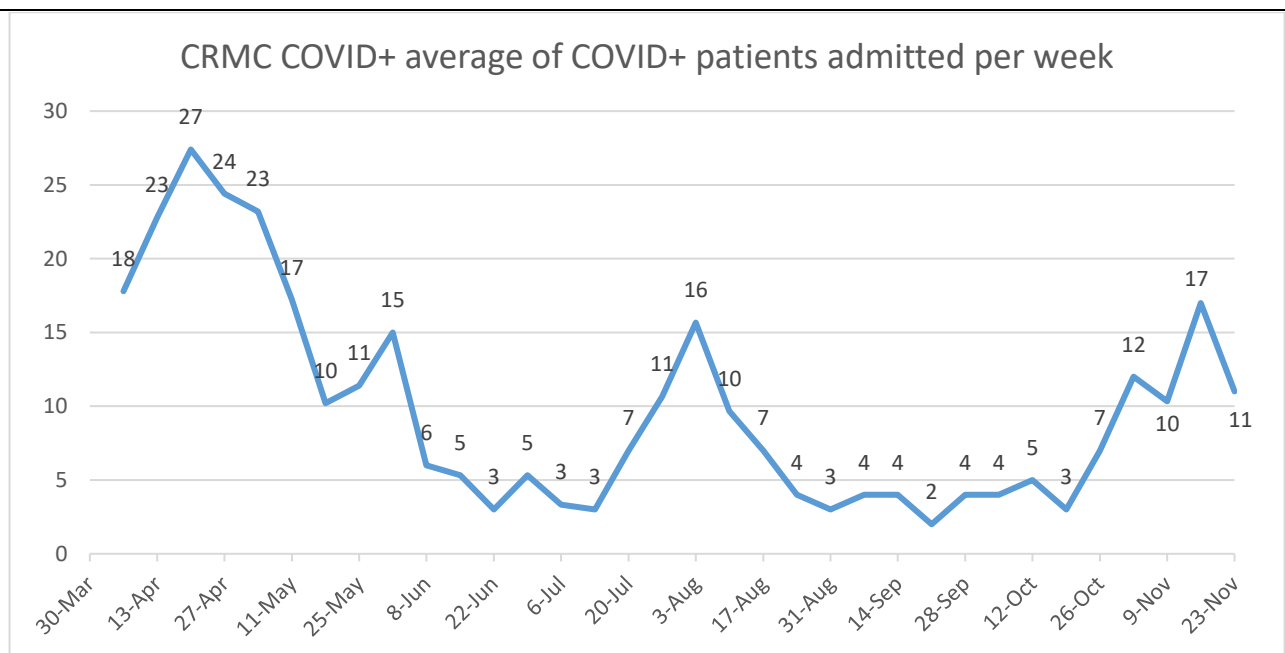
Weekly COVID+ Percentage



Nov 24, 2020 ~ COVID 19



Nov 24, 2020 ~ COVID 19



Charts based upon the data provided by the HD

Charles County Dept of Health Data:

4104 cases total reported since the beginning of the event as of 11/24/20. 39 new cases in last 24 hours.

342 have required hospitalizations or 8.3% of the confirmed cases.

Age Distribution for Charles County cases 11/24/20:

- Under 18 years: 374 (9.1%)
- 18-64 years: 3212 (78.3%)
- 65+ years: 517 (12.6%)
- Average age of confirmed cases: 42.5 years

76,271 negative tests results

7-day average case rate per 100,000 population:

Charles County: Maryland:

11/23: 28.61 38.14

7-day average percent positivity rate:

Charles County: Maryland: US:

11/23: 7.76% 6.6% 9.6% (Johns Hopkins Report)

Total Number of negative lab results: 72,167

Total testing volume for Charles County (positive and negative): 76,271

Percentage of Charles County residents who have been tested for COVID-19: 29.7%

102 Confirmed Fatalities, 2 Probable Fatalities, no new deaths since 11/10

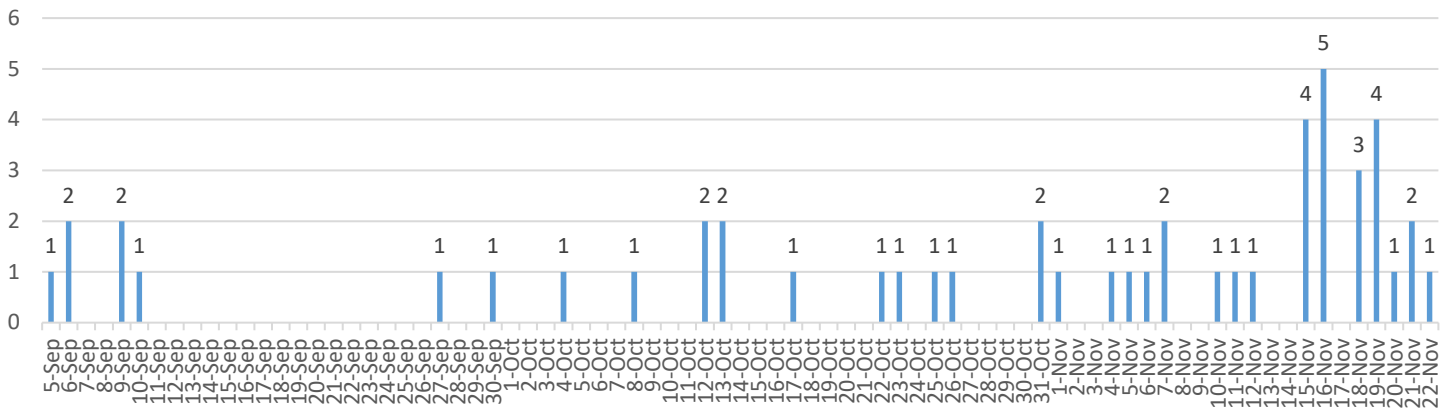
Average age of fatalities: 76.0 years

Nov 24, 2020 ~ COVID 19

	<p>Age Distribution of Fatalities:</p> <ul style="list-style-type: none"> • 0-39 years: <7 (0.9%) • 40-69 years: 26 (25.0%) • 70-79 years: 40 (38.5%) • 80+ years: 37 (35.6%) <p>There have been no COVID-19-related deaths in Charles County among individuals under the age of 21 years.</p>
Countywide Race/Ethnicity demographics	Will update next week (11/30)
Confirmed Cases by Zip Codes: Available information from State website. Not showing data from zip codes with less than 7 confirmed positives.	Will update next week (11/30)
Charles County Dept of Health Testing Update:	<p>Saturday, 11/14: General Smallwood MS / Self Swab / No Appt / 2 lanes / 91 Total Tested Tuesday, 11/17: Regency Stadium / NP Swab / Appt only / 4 lanes / 284 Total Tested Saturday, 11/21: Gale-Bailey ES / Self Swab / No Appt / 3 lanes Tues, 11/24: Regency Stadium – 314 tested</p> <p>Schedule additions: Saturday, December 5: Regency Stadium / NP Swab / Appt only Thursday, December 10: Nanjemoy / location to be determined Saturday, December 19: Regency Stadium / NP Swab / Appt only</p> <p>There are 4 agencies self-testing that receive kits from the HD A testing team deploys to test at Angels Watch and Fuller House/Street Outreach every two weeks</p> <p>Self-testing agencies, Angels Watch, Fuller House and street outreach / Total Tested 72 (Week of Nov 9)</p>
Total COVID+ transported by Career & Volunteer EMS:	

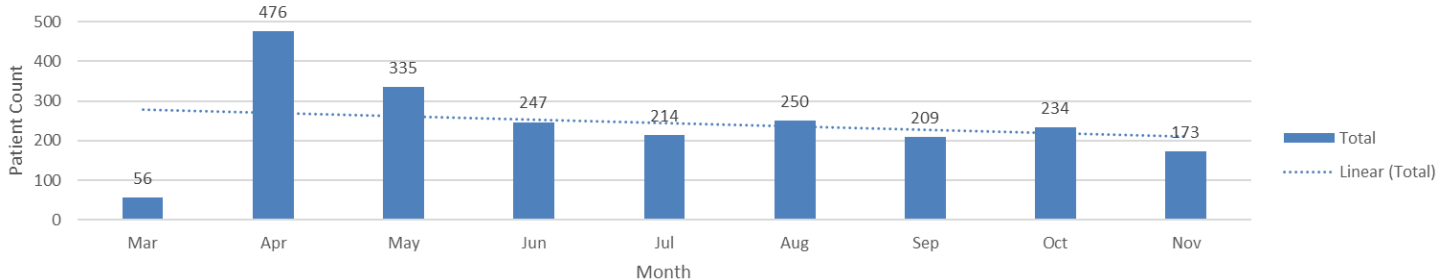
Nov 24, 2020 ~ COVID 19

Sept 1 to Nov 20 COVID+ Patients Transported by EMS



PUI = Person Under Investigation

PUI Incidents 03-13-20 through 11-24-20 @ 1045



First Responders Quarantine/ Isolation

Quarantine means exposed and they can't come to work.
Self Isolation means sick or tested positive.

Fire/EMS:

0 Quarantine: means exposed and they can't come to work **no change since previous report**
4 Isolation: means sick or tested positive **no change since previous report**

Communications:

6 quarantined
0 isolation

Law Enforcement:- **last report on 11-20-2020**

Quarantine: 45
Isolation: 6

DES HazMat Team Decons

Facility decontaminations completed this week by our Hazmat Team related to COVID-19

- 11/15/20 – Commissioners Office at Charles County Courthouse
- 11/18/20 – Narcotics Facility (CCSO)
- 11/18/20 – District 3 Training Room (CCSO)
- 11/19/20 – District 1 Lobby (CCSO)
- 11/21/20 – CCSO Annex
- 11/22/20 – DES Communications Rooms

Nov 24, 2020 ~ COVID 19

Volunteer Fire, Career & Volunteer EMS	<p><u>Stations/Apparatus:</u></p> <ul style="list-style-type: none"> - No Station with any contamination issues. - No Apparatus with any contamination issues. <p><u>Personnel Exposure:</u> None</p> <p><u>Incidents/Call Volume:</u></p> <ul style="list-style-type: none"> - No Major Incidents to Report related to COVID-19 - Call volume for Fire and EMS Events is average. - Transports of COVID Positive Patients has increased. Most have been known COVID Patients at the time of transport. <p><u>Other Information:</u></p> <ul style="list-style-type: none"> - Continue to push out information about Social Distancing and wearing a mask when unable to do so in the Stations. - All personnel need to continue to utilize proper PPE on incidents. - All personnel need to remember to place a Simple Mask on their patient during their transport and ensure they are wearing at the arrival at the Hospital. - If Departments are having issues with getting PPE from their Vendors, please send a 213 Form to deslogistics@charlescountymd.gov. - As COVID is on the rise and we move through the Holidays, if you any provider needs someone to talk to, Please do not hesitate to reach out to Peer Support. They can be reached at DESpeersupport@charlescountymd.gov or (240) 532-0558.
Charles Regional Medical Center:	<ul style="list-style-type: none"> • Hospital Bed Capacity = 166. Census = 83 • Hospital COVID Positive Census = 11 • PUI admissions = 3 • ICU Census = 8 • Hospital ICU in now a dedicated COVID-19 Unit, and 3 East is for regular ICU overflow and has 10 beds. • A section of the 3 South Patient Care unit has been modified to be dedicated to COVID-19 positive patients only. • Isolation Room Capacity = 12 • Isolation Rooms Occupied = 7

Nov 24, 2020 ~ COVID 19

	<ul style="list-style-type: none">• Ventilated COVID-19 positive patients = 0• Ventilators not in use = 20• EMS staff transported to CRMC 11//2020 = Two (2) Covid positive, and one (1) PUI that converted after testing to Covid positive.
Law Enforcement	No update today, will update next week.