

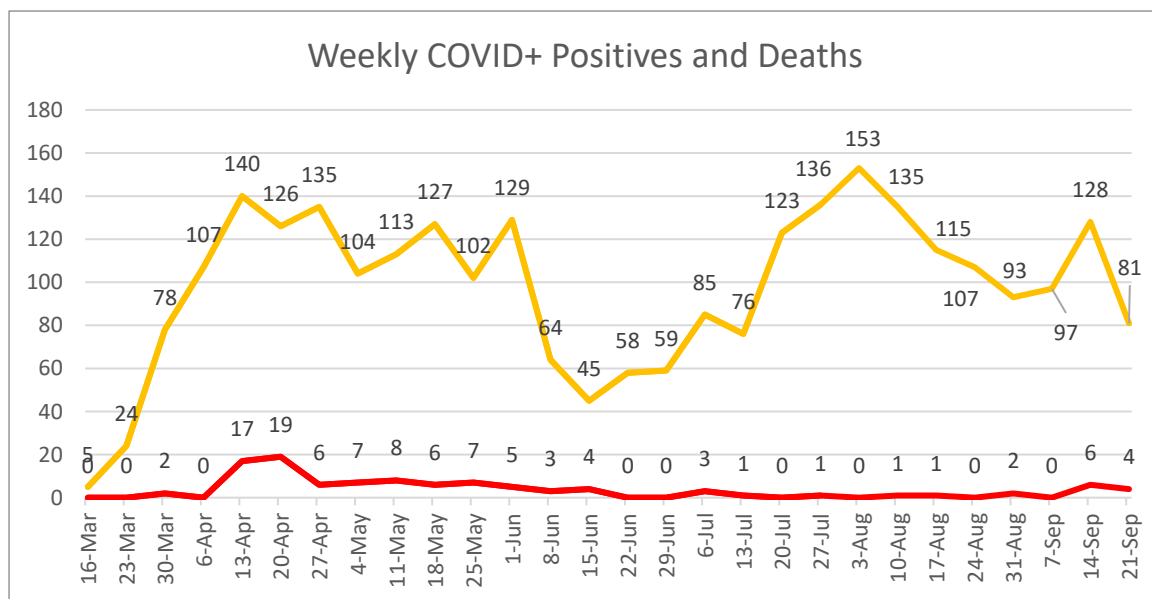
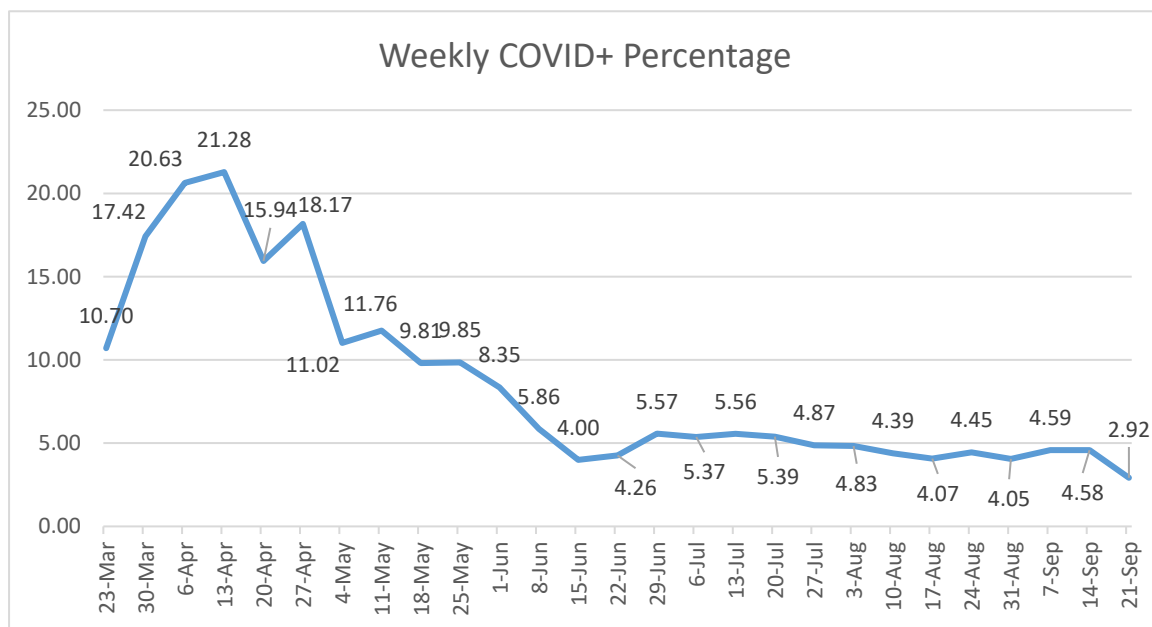
Sept 25, 2020 ~ COVID 19

Charles County Emergency Services  
Situation Report #103

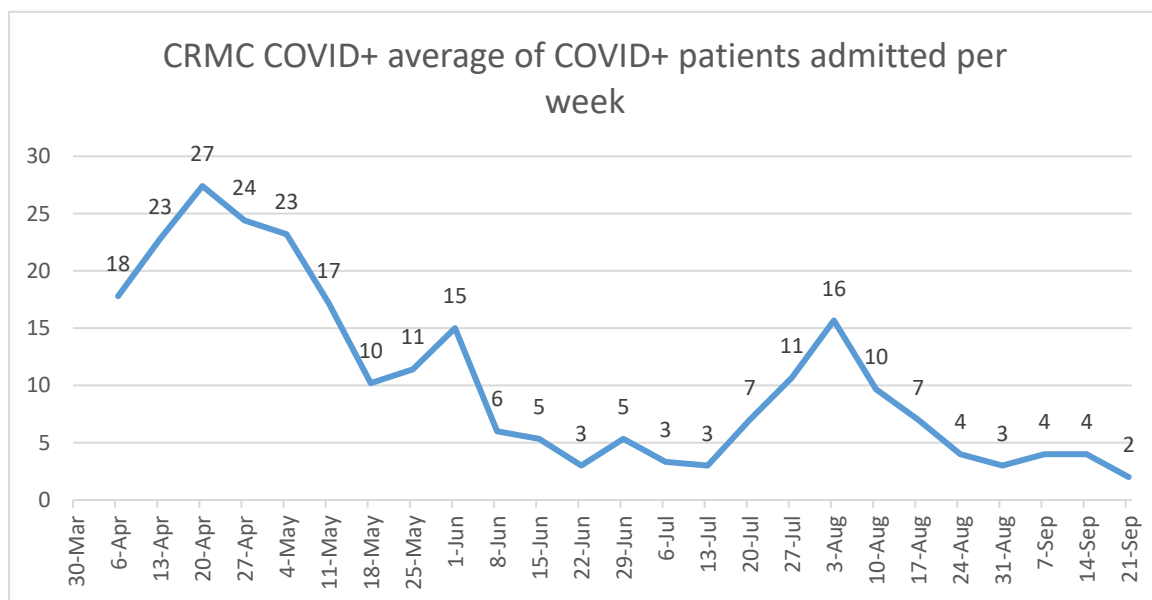
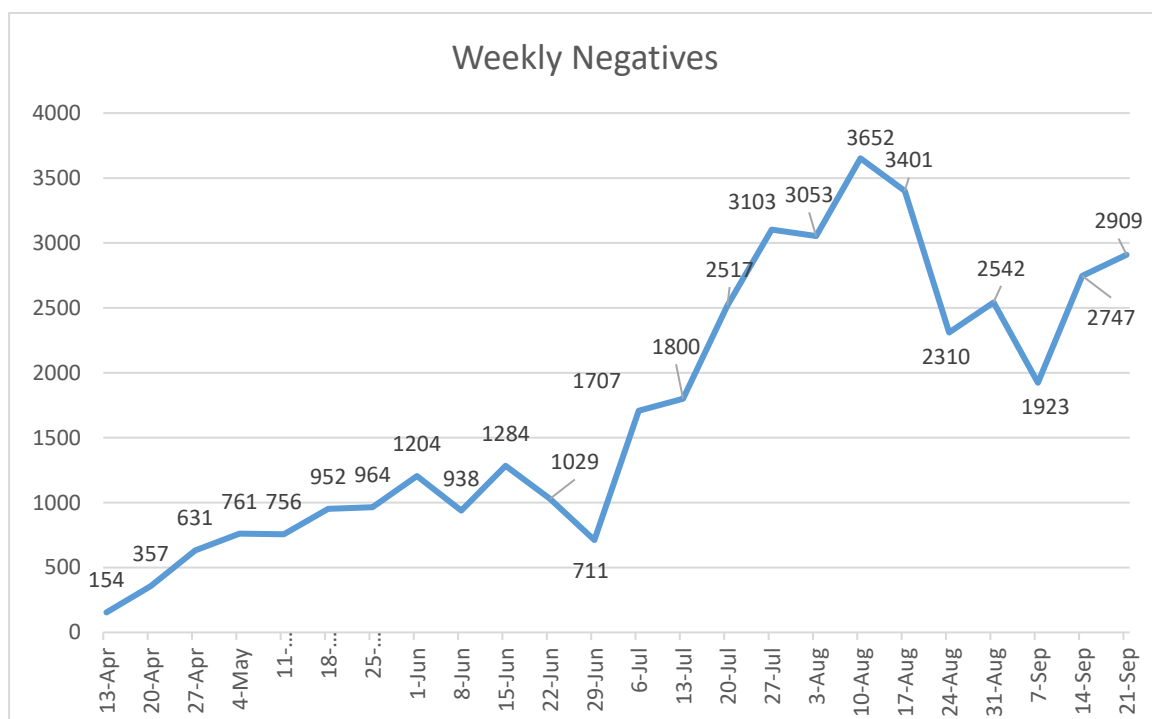
**SITUATION**

**Situation  
Summary:**

Global COVID-19 situation map [here](#)  
Maryland summary map [here](#)



## Sept 25, 2020 ~ COVID 19



Charts based upon the data provided by the HD

**Charles County  
Dept of Health  
Data:**

2,745 cases total reported since the beginning of the event. 81 new cases in the last week.

Among confirmed cases, 1561 (56.9%) Female; 1184 (43.1%) Male

Age range of positive COVID-19 cases: 0-100 years

Average age of confirmed cases: 44.1 years

## Sept 25, 2020 ~ COVID 19

	<p>Age Distribution for Charles County cases:  Under 18 years: 210 (7.7%)  18-64 years: 2139 (77.9%)  65+ years: 396 (14.4%)</p>
	<p><b>42805</b> negative tests results</p>
	<p>7 day average case rate per 100,000 population:  Charles County:                      Maryland:  9/18: 11.2                              10.25  9/19: 11.55                            9.95  9/20: 10.85                            9.56  9/21: 9.8                                9.27  9/22: 9.54                              8.66  9/23: 8.49                              8.06  9/24: 7.96                              7.75</p> <p>7 day average percent positivity rate:  Charles County:                      Maryland:  9/18: 4.71                              3.07  9/19: 4.49                              2.85  9/20: 4.25                              2.75  9/21: 4.11                              2.65  9/22: 3.79                              2.60  9/23: 3.39                              2.57  9/24: 2.92                              2.51</p> <p>Total Number of negative lab results: 42805  Number of negative lab results since 9/18: 2909  Total testing volume for Charles County (positive and negative): 45550  Percentage of Charles County residents who have been tested for COVID-19: 21.1%</p> <p>Total Positivity Rate for all lab results thus far: 6.0% (state 5.1%)  7 day positivity rate for all lab results: 2.92%  Positivity Rate for all lab results since 9/18: 2.7%  COVID Testing Rate per 1000 population by Race:  Charles County Asian: 15.33 per 1000  Charles County African American/Black: 44.56 per 1000  Charles County Other Race: 49.40 per 1000  Charles County White/Caucasian: 33.83 per 1000  Average number of days from specimen collection date to reporting to public health for all positive and negative lab results between September 17-24: 3.28 days  Average number of days from specimen collection date to reporting to public health for all positive lab results between September 17-24: 2.84 days.  Weekly data update for contact tracing.  1. Number of new positive cases from 09/13-09/19= 116</p>

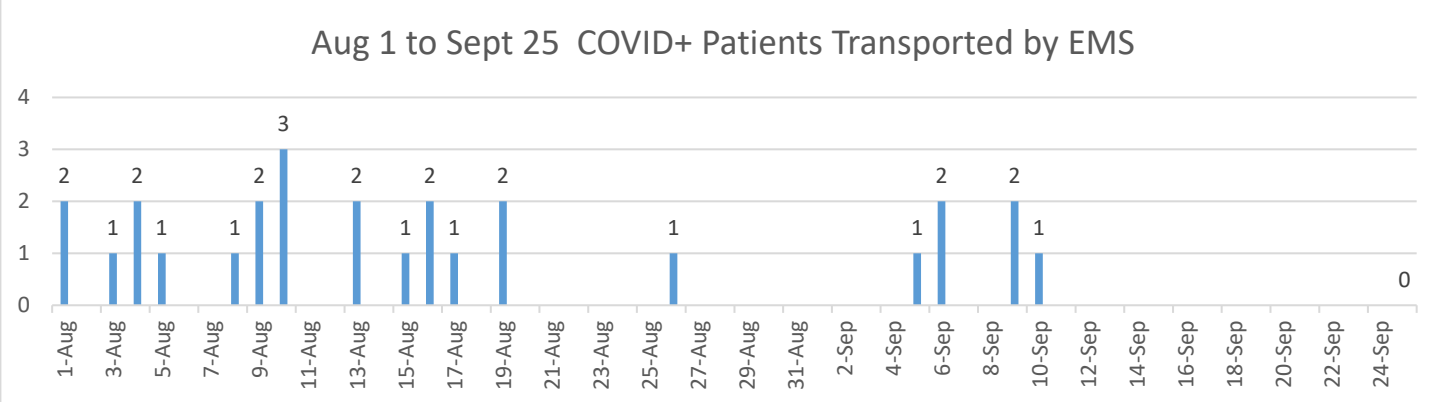
## Sept 25, 2020 ~ COVID 19

	<p>2. Number of positives that have been contacted 09/13-09/19= 112</p> <p>3. Number of contacts identified from 09/13-09/19= 135</p> <p>4. Number of contacts that have been contacted by tracers 09/13-09/19= 51</p> <p>5 Open cases- still working</p> <p>418 from CCDOH</p> <p>830 from NORC</p> <p>Total: 1248</p> <p>6. Closed cases- no need for further tracing</p> <p>394 from CCDOH</p> <p>542 From NORC</p> <p>Total = 936</p> <p>7. Number of persons in isolation</p> <p>Unable to get this information</p> <p>316 or 11.5% required hospitalization. Hospitalization rate is steadily decreasing. Peak in hospitalization rate coincided with the peak in the skilled nursing facility outbreaks in late April.</p>
	<p>99 confirmed deaths <b>4 additional deaths since previous report</b></p> <p>There have been 99 confirmed deaths associated with COVID-19. This equates to 3.6% of total confirmed cases. The Charles County death rate of 3.6% is higher than the MD state average death rate of 3.1%, but this gap is closing. However, it should be noted that the majority of deaths in Charles County are associated with outbreaks in skilled nursing facilities. The death rate for Charles County is going down from a high of 7.3% now that the outbreaks at skilled nursing facilities have been contained and/or reduced.</p> <p>There were 2 probable COVID-19 deaths. COVID-19 is listed as the cause of death, but laboratory testing has not yet been confirmed.</p> <p>Average age of fatalities: 75.8 years</p> <p>Age Distribution of Fatalities:</p> <p>0-39 years: &lt;7 (1.0%) Data is suppressed when the number of cases is less than 7.</p> <ul style="list-style-type: none"> <li>• 40-69 years: 24 (23.8%)</li> <li>• 70-79 years: 40 (39.6%)</li> <li>• 80+ years: 36 (35.6%)</li> </ul> <p>Gender breakdown among fatalities:</p> <p>55 or 54.5% Female</p> <p>46 or 45.5% Male</p> <p>Racial breakdown among fatalities:</p> <p>41.6% Non-Hispanic White</p> <p>49.5% Non-Hispanic Black</p> <p>3.0% Non-Hispanic Asian</p> <p>5.9% Hispanic</p> <p>Location of death:</p> <p>Hospital Inpatient: 62 or 61.4%</p> <p>Nursing Home: 25 or 24.8%</p> <p>Other/Home/Emergency Room/Outpatient: 14 or 13.8%</p>

**Sept 25, 2020 ~ COVID 19**

Countywide Race/Ethnicity demographics	Statewide By Race and Ethnicity is available at <a href="https://coronavirus.maryland.gov/">https://coronavirus.maryland.gov/</a>  Asian: 34 (1.2%) Black/African American: 1192 (43.4%) White: 603 (22.0%) Other /2+ races: 239 (8.7%) American Indian/Alaskan Native: 8 (0.3%) Data not available/Declined to Answer: 669 (24.4%) Ethnicity: Hispanic 213 (7.8%) Non-Hispanic 1850 (67.4%) Data not available/Declined to Answer: 682 (24.8%)				
Confirmed Cases by Zip Codes: Available information from State website. Not showing data from zip codes with less than 7 confirmed positives.	Zip code:	Total number of positive cases	Number of new positive cases since 9/18	Number of new negative labs in last 24 hours	Case Rate per 1000 residents
	20601	515	17	94	18.71
	20602	517	13	95	19.86
	20603	587	18	91	18.63
	20604	9	0	1	NA
	20611	7	0	4	4.56
	20613	39	0	0	21.58
	20616	112	3	12	18.34
	20622	32	0	0	3.65
	20632	7	0	0	NA
	20637	64	2	15	11.26
	20640	123	3	39	12.48
	20645	12	5	6	NA
	20646	345	9	38	16.16
	20658	11	0	2	NA
	20662	30	0	3	10.35
	20664	34	3	3	10.28
	20675	24	1	4	10.64
	20677	32	1	4	12.68
	20693	16	2	5	NA
	20695	208	6	38	24.73
	The methodology for case rate calculations by CRISP has changed slightly. Therefore, the case rate calculations by zip code have changed. They cannot be compared to the rates that were previously reported due to differing methodologies. Case Rates for Zip Codes Shared by Charles County and Prince George’s County:				

## Sept 25, 2020 ~ COVID 19

	<p>20607, Accokeek: 22.34  20613, Brandywine: 21.58  These are two of the lowest rates in Prince George's County. These rates are much closer to Waldorf and White Plains case rates.  Case rates for other Prince George's County Zip Codes that are near Charles County:  20623, Rosaryville: 20.11  20772, Upper Marlboro: 22.78  20744, Fort Washington: 24.74</p>																																								
<p><b>Total COVID+ transported by Career &amp; Volunteer EMS:</b></p>  <table border="1"> <caption>Aug 1 to Sept 25 COVID+ Patients Transported by EMS</caption> <thead> <tr> <th>Date</th> <th>Count</th> </tr> </thead> <tbody> <tr><td>1-Aug</td><td>2</td></tr> <tr><td>3-Aug</td><td>1</td></tr> <tr><td>4-Aug</td><td>2</td></tr> <tr><td>5-Aug</td><td>1</td></tr> <tr><td>7-Aug</td><td>1</td></tr> <tr><td>8-Aug</td><td>2</td></tr> <tr><td>9-Aug</td><td>3</td></tr> <tr><td>11-Aug</td><td>2</td></tr> <tr><td>13-Aug</td><td>2</td></tr> <tr><td>15-Aug</td><td>1</td></tr> <tr><td>16-Aug</td><td>2</td></tr> <tr><td>17-Aug</td><td>1</td></tr> <tr><td>19-Aug</td><td>2</td></tr> <tr><td>25-Aug</td><td>1</td></tr> <tr><td>4-Sep</td><td>1</td></tr> <tr><td>5-Sep</td><td>2</td></tr> <tr><td>8-Sep</td><td>2</td></tr> <tr><td>9-Sep</td><td>1</td></tr> <tr><td>24-Sep</td><td>0</td></tr> </tbody> </table>		Date	Count	1-Aug	2	3-Aug	1	4-Aug	2	5-Aug	1	7-Aug	1	8-Aug	2	9-Aug	3	11-Aug	2	13-Aug	2	15-Aug	1	16-Aug	2	17-Aug	1	19-Aug	2	25-Aug	1	4-Sep	1	5-Sep	2	8-Sep	2	9-Sep	1	24-Sep	0
Date	Count																																								
1-Aug	2																																								
3-Aug	1																																								
4-Aug	2																																								
5-Aug	1																																								
7-Aug	1																																								
8-Aug	2																																								
9-Aug	3																																								
11-Aug	2																																								
13-Aug	2																																								
15-Aug	1																																								
16-Aug	2																																								
17-Aug	1																																								
19-Aug	2																																								
25-Aug	1																																								
4-Sep	1																																								
5-Sep	2																																								
8-Sep	2																																								
9-Sep	1																																								
24-Sep	0																																								
<p><b>First Responders that have been exposed, are on quarantine or self-isolation</b></p>	<p>Quarantine means exposed and they can't come to work.  Self Isolation means sick or tested positive.</p> <p>1 Quarantine: means exposed and they can't come to work <b>+1 since last report</b>  0 Isolation: means sick or tested positive <b>-3 since the last report</b></p>																																								
<p><b>Volunteer Fire, Career &amp; Volunteer EMS</b></p>	<p><b><u>Stations/Apparatus:</u></b></p> <ul style="list-style-type: none"> <li>- No Station with any contamination issues.</li> <li>- No Apparatus with any contamination issues.</li> </ul> <p><b><u>Personnel Exposure:</u></b></p> <p><b><u>None</u></b></p> <p><b><u>Incidents/Call Volume:</u></b></p> <ul style="list-style-type: none"> <li>- No Major Incidents to Report related to COVID-19</li> <li>- Call volume for Fire and EMS has remained average during this past week.</li> <li>- Overdose Incidents are back on the rise.</li> </ul> <p><b><u>Other Information:</u></b></p> <ul style="list-style-type: none"> <li>- Continue to push out information about Social Distancing in the Stations.</li> <li>- Continue to push out Peer Support Information.</li> <li>- All personnel need to continue to utilize proper PPE on incidents.</li> </ul>																																								

## Sept 25, 2020 ~ COVID 19

<b>Charles Regional Medical Center:</b>	<ul style="list-style-type: none"> <li>• Hospital Bed Capacity = 166. Census = 73</li> <li>• Hospital COVID Positive Census = 2</li> <li>• PUI admissions = 3</li> <li>• ICU Census = 8</li> <li>• Hospital ICU in now a dedicated COVID-19 Unit, and 3 East is for regular ICU overflow and has 10 beds.</li> <li>• A section of the 3 South Patient Care unit has been modified to be dedicated to COVID-19 positive patients only.</li> <li>• Isolation Room Capacity = 12</li> <li>• Isolation Rooms Occupied = 7</li> <li>• Ventilated COVID-19 positive patients = 2</li> <li>• Ventilators not in use = 18</li> <li>• EMS staff transported to CRMC 9-24-2020 = Zero (0) positive Covid-19 patients, and zero (0) PUI's.</li> </ul>
<b>Law Enforcement</b>	<p>Charles County Sheriff's Office:</p> <ul style="list-style-type: none"> <li>• 1 Sworn Officer quarantined</li> <li>• 0 Sworn Officers isolated</li> <li>• 0 Correctional Officer quarantined</li> <li>• 0 Correctional Officers isolated</li> <li>• 0 civilians quarantined</li> <li>• 0 civilians isolated.</li> </ul> <p>Charles County Detention Center Population:</p> <ul style="list-style-type: none"> <li>• 99 inmates</li> <li>• 0 COVID positive inmates</li> <li>• 0 Inmates with symptoms</li> </ul> <p>Maryland State Police:</p> <ul style="list-style-type: none"> <li>• 0 Officer Quarantined</li> <li>• 0 Officers Isolated</li> </ul> <p>Maryland Transportation Authority: None local</p>

Sept 25, 2020 ~ COVID 19

	<p>La Plata Police Department:</p> <ul style="list-style-type: none"><li>• 0 Officer Quarantined</li><li>• 0 Officers Isolated</li><li>• 0 Civilian Isolated</li></ul> <p>Natural Resources Police:</p> <ul style="list-style-type: none"><li>• 0 Officer Quarantined</li><li>• 0 Officers Isolated</li><li>• 0 Civilian Isolated</li></ul> <p><b>Definitions</b></p> <p><i>Quarantine:</i> Quarantine is the process of keeping an asymptomatic (no symptoms) person who had a reported exposure away from other people.</p> <p><i>Isolation:</i> Isolation is the process of keeping a symptomatic or positive person away from all other people.</p>
--	---