

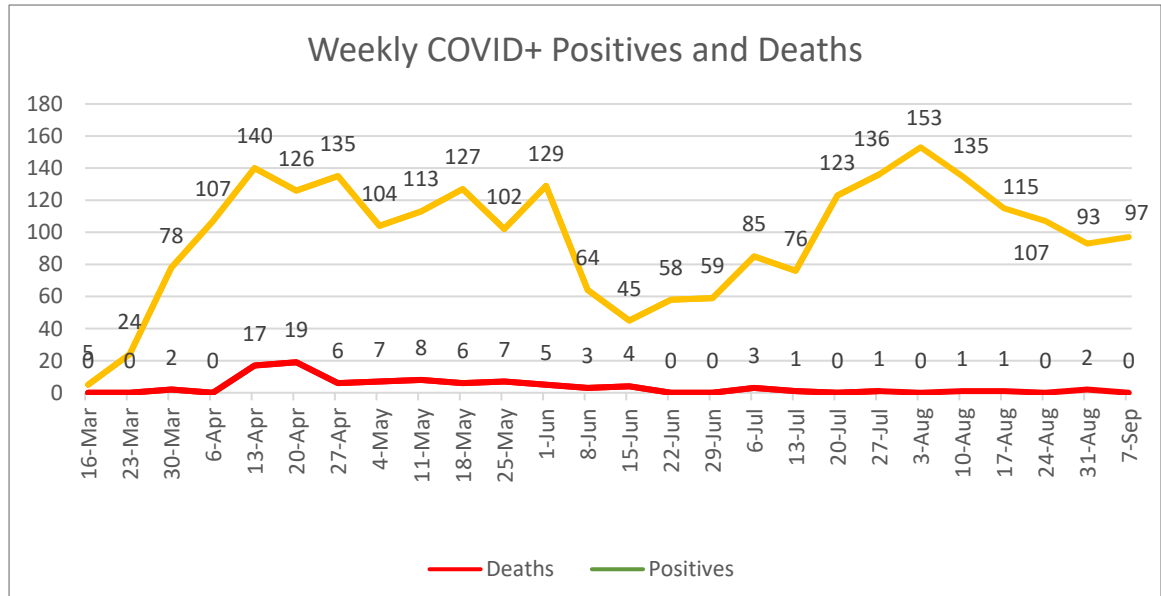
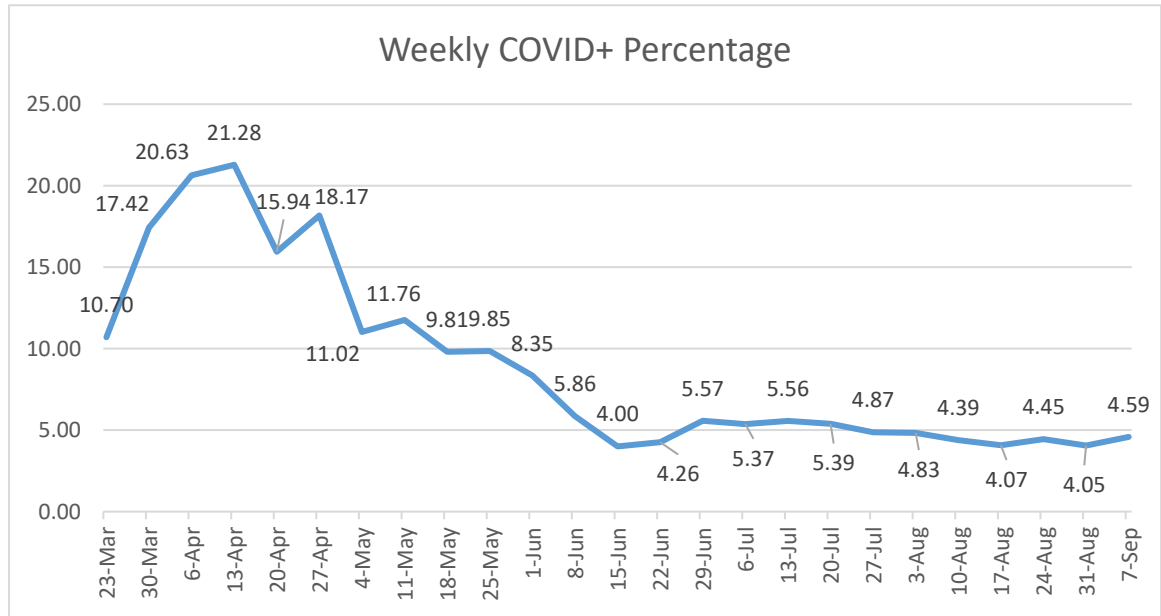
Sept 11, 2020 ~ COVID 19

Charles County Emergency Services
Situation Report #101

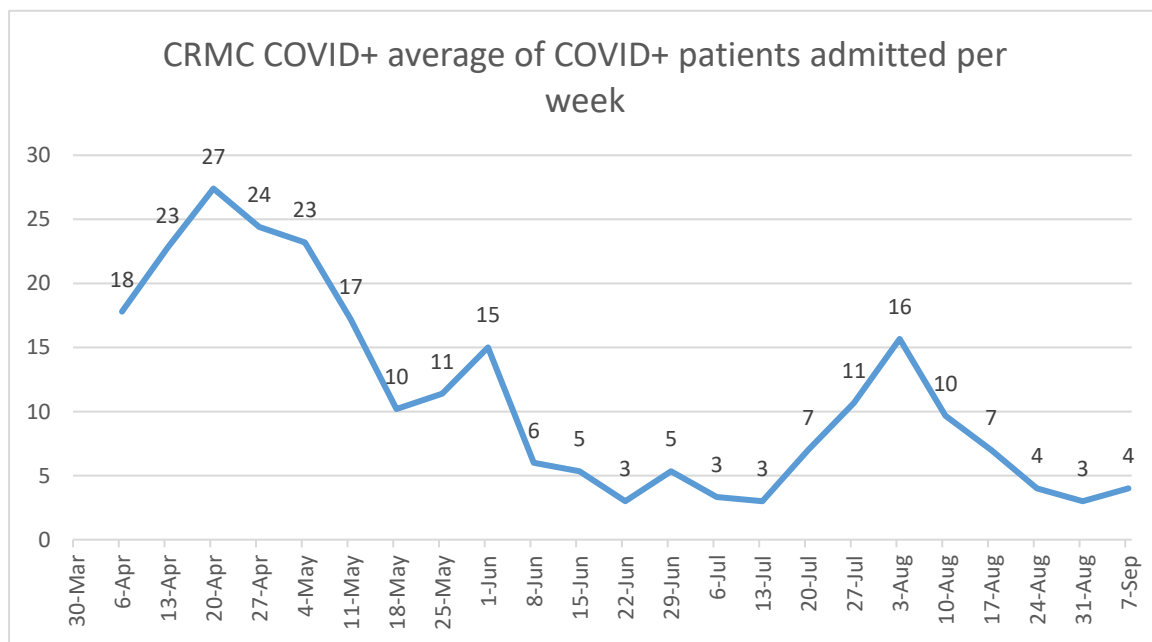
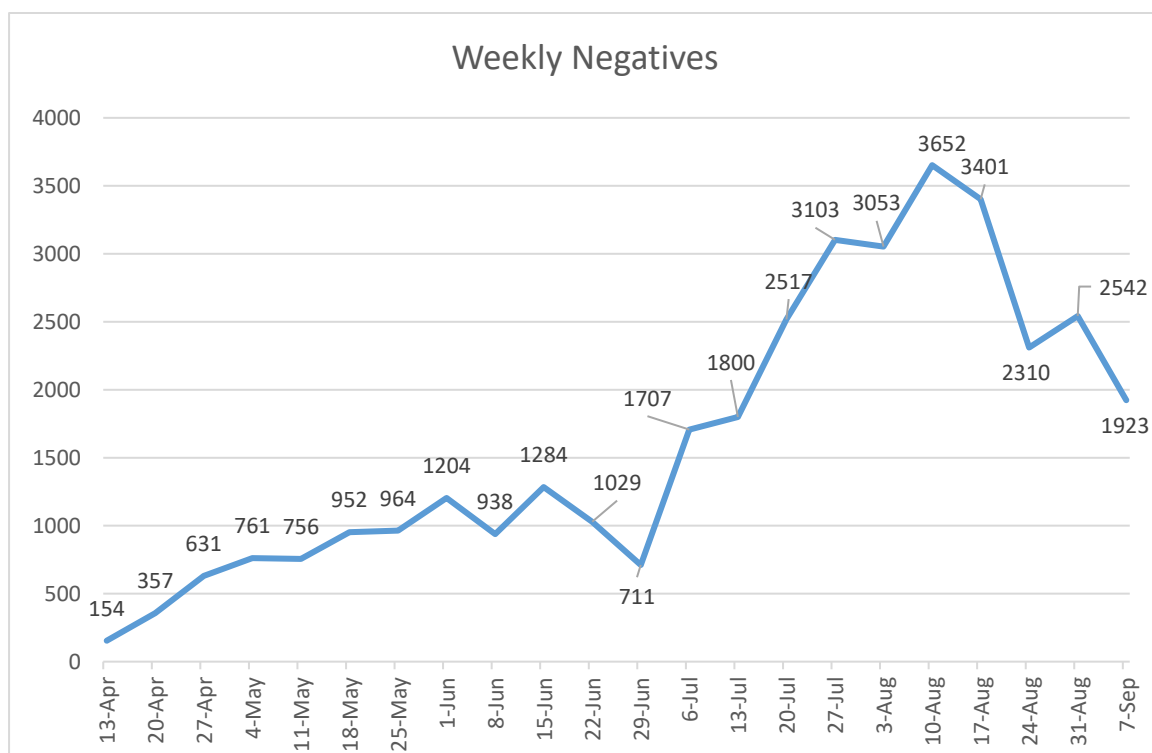
SITUATION

**Situation
Summary:**

Global COVID-19 situation map [here](#)
Maryland summary map [here](#)



Sept 11, 2020 ~ COVID 19



Charts based upon the data provided by the HD

2,536 cases total reported since the beginning of the event.

Among confirmed cases, 1453 (57.3%) Female; 1083 (42.7%) Male

Sept 11, 2020 ~ COVID 19

Charles County Dept of Health Data:	<p>Age range of positive COVID-19 cases: 0-100 years</p> <p>Average age of confirmed cases: 45.1 years</p> <p>Age Distribution for Charles County cases:</p> <p>Under 18 years: 186 (7.3%)</p> <p>18-64 years: 1970 (77.7%)</p> <p>65+ years: 380 (15.0%)</p>																															
	37,149 negative tests results																															
	<p>7 day average case rate per 100,000 population:</p> <table> <tr> <td>Charles County:</td><td>Maryland:</td></tr> <tr> <td>9/4: 7.96</td><td>10.34</td></tr> <tr> <td>9/5: 7.96</td><td>10.95</td></tr> <tr> <td>9/6: 7.18</td><td>10.23</td></tr> <tr> <td>9/7: 7.35</td><td>10.19</td></tr> <tr> <td>9/8: 8.14</td><td>9.85</td></tr> <tr> <td>9/9: 8.05</td><td>10.06</td></tr> <tr> <td>9/10: 8.14</td><td>9.61</td></tr> </table> <p>7 day average percent positivity rate:</p> <table> <tr> <td>Charles County:</td><td>Maryland:</td></tr> <tr> <td>9/4: 3.67</td><td>3.46</td></tr> <tr> <td>9/5: 3.71</td><td>3.63</td></tr> <tr> <td>9/6: 3.99</td><td>3.84</td></tr> <tr> <td>9/7: 4.47</td><td>3.68</td></tr> <tr> <td>9/8: 4.65</td><td>3.70</td></tr> <tr> <td>9/9: 4.84</td><td>3.71</td></tr> <tr> <td>9/10: 5.25</td><td>3.76</td></tr> </table> <p>Total Number of negative lab results: 37149</p> <p>Number of negative lab results since 9/9: 676</p> <p>Total testing volume for Charles County (positive and negative): 39685</p> <p>Percentage of Charles County residents who have been tested for COVID-19: 19.3%</p> <p>Total Positivity Rate for all lab results thus far: 6.3% (state 5.3%)</p> <p>7 day positivity rate for all lab results: 5.25%</p> <p>Positivity Rate for all lab results since 9/9: 4.7%</p> <p>COVID Testing Rate per 1000 population by Race:</p> <p>Charles County Asian: 15.33 per 1000</p> <p>Charles County African American/Black: 39.94 per 1000</p> <p>Charles County Other Race: 44.04 per 1000</p> <p>Charles County White/Caucasian: 29.75 per 1000</p> <p>Average number of days from specimen collection date to reporting to public health for all positive and negative lab results between September 3-10: 10.4 days</p> <p>Average number of days from specimen collection date to reporting to public health for all positive lab results between September 3-10: 2.7 days.</p>	Charles County:	Maryland:	9/4: 7.96	10.34	9/5: 7.96	10.95	9/6: 7.18	10.23	9/7: 7.35	10.19	9/8: 8.14	9.85	9/9: 8.05	10.06	9/10: 8.14	9.61	Charles County:	Maryland:	9/4: 3.67	3.46	9/5: 3.71	3.63	9/6: 3.99	3.84	9/7: 4.47	3.68	9/8: 4.65	3.70	9/9: 4.84	3.71	9/10: 5.25
Charles County:	Maryland:																															
9/4: 7.96	10.34																															
9/5: 7.96	10.95																															
9/6: 7.18	10.23																															
9/7: 7.35	10.19																															
9/8: 8.14	9.85																															
9/9: 8.05	10.06																															
9/10: 8.14	9.61																															
Charles County:	Maryland:																															
9/4: 3.67	3.46																															
9/5: 3.71	3.63																															
9/6: 3.99	3.84																															
9/7: 4.47	3.68																															
9/8: 4.65	3.70																															
9/9: 4.84	3.71																															
9/10: 5.25	3.76																															

Sept 11, 2020 ~ COVID 19

	<p>Data on average number of days from specimen collection date to public health reporting will be done on a weekly basis and reported on the Wednesday or Friday report.</p> <p>Weekly data update for contact tracing.</p> <ol style="list-style-type: none"> 1. Number of new positive cases from 08/30-09/05= 80 2. Number of positives that have been contacted 08/30-09/05 = 41 3. Number of contacts identified from 08/30-09/05= 118 4. Number of contacts that have been contacted by tracers 08/30-09/05= 47 <p>5 Open cases- still working 418 from CCDOH 739 from NORC Total: 1157</p> <p>6. Closed cases- no need for further tracing 394 from CCDOH 424 From NORC Total = 818</p> <p>7. Number of persons in isolation Unable to get this information</p> <p>303 or 11.9% required hospitalization. Hospitalization rate is steadily decreasing. Peak in hospitalization rate coincided with the peak in the skilled nursing facility outbreaks.</p>
	<p>93 confirmed deaths no change since previous report</p> <p>There have been 93 confirmed deaths associated with COVID-19. This equates to 3.8% of total confirmed cases. The Charles County death rate of 3.8% is higher than the MD state average death rate of 3.3%, but this gap is closing. However, it should be noted that the majority of deaths in Charles County are associated with outbreaks in skilled nursing facilities. The death rate for Charles County is going down from a high of 7.3% now that the outbreaks at skilled nursing facilities have been contained and/or reduced.</p> <p>There were 2 probable COVID-19 deaths. COVID-19 is listed as the cause of death, but laboratory testing has not yet been confirmed.</p> <p>Average age of fatalities: 76.0 years</p> <p>Age Distribution of Fatalities:</p> <p>0-39 years: <7 (1.1%) Data is suppressed when the number of cases is less than 7.</p> <p>40-69 years: 21 (22.1%)</p> <p>70-79 years: 38 (40.0%)</p> <p>80+ years: 35 (36.8%)</p> <p>Gender breakdown among fatalities:</p> <p>50 or 52.6% Female</p> <p>45 or 47.4% Male</p> <p>Racial breakdown among fatalities:</p> <p>43.2% Non-Hispanic White</p> <p>48.4% Non-Hispanic Black</p> <p>3.1% Non-Hispanic Asian</p> <p>5.3% Hispanic</p>

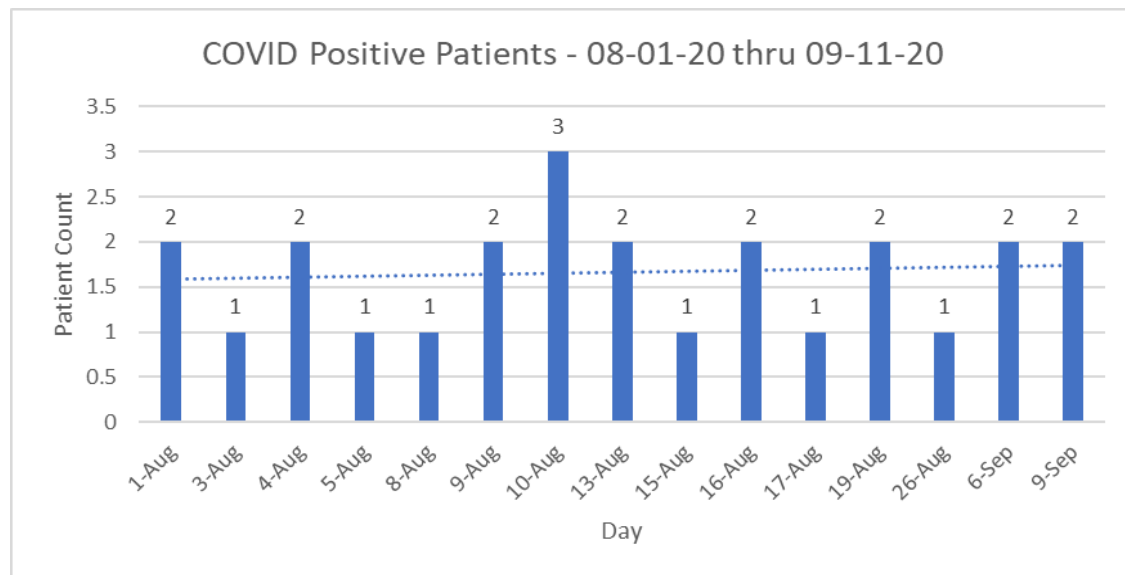
Sept 11, 2020 ~ COVID 19

	Location of death: Hospital Inpatient: 59 or 62.1% Nursing Home: 24 or 25.3% Other/Home/Emergency Room/Outpatient: 12 or 12.6%				
Countywide Race/Ethnicity demographics	Statewide By Race and Ethnicity is available at https://coronavirus.maryland.gov/ Asian: 27 (1.1%) Black/African American: 924 (36.4%) White: 455 (17.9%) Other /2+ races/American Indian/Alaskan Native: 162 (6.4%) Data not available/Declined to Answer: 968 (38.2%) Ethnicity: Hispanic 168 (6.7%) Non-Hispanic 1565 (62.5%) Data not available/Declined to Answer: 770 (30.8%)				
Confirmed Cases by Zip Codes: Available information from State website. Not showing data from zip codes with less than 7 confirmed positives.	Zip code:	Total number of positive cases	Number of new positive cases since 9/9	Number of new negative labs since 9/9	Case Rate per 1000 residents
	20601	472	10	92	17.08
	20602	476	7	145	18.48
	20603	545	6	127	17.23
	20604	9	0	1	NA
	20611	7	0	3	4.56
	20613	36	0	0	20.86
	20616	108	0	22	17.69
	20622	32	0	0	3.49
	20632	7	0	0	NA
	20637	60	0	20	10.56
	20640	117	1	34	11.88
	20645	7	0	1	NA
	20646	316	7	61	14.78
	20658	11	0	2	NA
	20662	29	0	6	10.02
	20664	29	0	10	8.85
	20675	21	0	8	9.25
	20677	28	1	6	11.14
	20693	13	0	0	0
	20695	195	1	64	23.22

Sept 11, 2020 ~ COVID 19

	<p>The methodology for case rate calculations by CRISP has changed slightly. Therefore, the case rate calculations by zip code have changed. They cannot be compared to the rates that were previously reported due to differing methodologies.</p> <p>Case Rates for Zip Codes Shared by Charles County and Prince George's County:</p> <p>20607, Accokeek: 21.10</p> <p>20613, Brandywine: 20.86</p> <p>These are two of the lowest rates in Prince George's County. These rates are much closer to Waldorf and White Plains case rates.</p> <p>Case rates for other Prince George's County Zip Codes that are near Charles County:</p> <p>20623, Rosaryville: 19.09</p> <p>20772, Upper Marlboro: 21.20</p> <p>20744, Fort Washington: 23.25</p>
--	---

Total COVID+ transported by Career & Volunteer EMS:



First Responders that have been exposed, are on quarantine or self-isolation	<p>Quarantine means exposed and they can't come to work.</p> <p>Self Isolation means sick or tested positive.</p> <p>0 Quarantine: means exposed and they can't come to work no change since last report</p> <p>3 Isolation: means sick or tested positive -1 since the last report</p>
Volunteer Fire, Career & Volunteer EMS	<p><u>Stations/Apparatus:</u></p> <ul style="list-style-type: none"> - No Station with any contamination issues. - No Apparatus with any contamination issues. <p><u>Personnel Exposure:</u></p> <p><u>None</u></p> <p><u>Incidents/Call Volume:</u></p> <ul style="list-style-type: none"> - No Major Incidents to Report related to COVID-19

Sept 11, 2020 ~ COVID 19

	<ul style="list-style-type: none"> - Unable to provide exact numbers due to issue with Server. However, call volume for Fire and EMS has remained average during this period. <p><u>Other Information:</u></p> <ul style="list-style-type: none"> - Continue to push out information about Social Distancing in the Stations. - Continue to push out Peer Support Information. - All personnel need to continue to utilize proper PPE on incidents.
Schools # of meals served:	CCPS has concluded its summer meal distribution.
Charles Regional Medical Center:	<ul style="list-style-type: none"> • Hospital Bed Capacity = 166. Census = 80 • Hospital COVID Positive Census = 6 • PUI admissions = 3 • ICU Census = 12 • Hospital ICU is now a dedicated COVID-19 Unit, and 3 East is for regular ICU overflow and has 10 beds. • A section of the 3 South Patient Care unit has been modified to be dedicated to COVID-19 positive patients only. • Isolation Room Capacity = 12 • Isolation Rooms Occupied = 6 • Ventilated COVID-19 positive patients = 2 • Ventilators not in use = 18 • EMS staff transported to CRMC: No Report Available at this time.
Law Enforcement	<p><u>Agency COVID-19 Numbers:</u></p> <p>Charles County Sheriff's Office:</p> <ul style="list-style-type: none"> • 0 Sworn Officer quarantined • 1 Sworn Officers isolated • 0 Correctional Officer quarantined • 0 Correctional Officers isolated • 0 civilians quarantined • 0 civilians isolated.

Sept 11, 2020 ~ COVID 19

Charles County Detention Center Population:

- 96 inmates
- 0 COVID positive inmates
- 0 Inmates with symptoms

Maryland State Police:

- 0 Officer Quarantined
- 0 Officers Isolated

Maryland Transportation Authority: None local

La Plata Police Department:

- 0 Officer Quarantined
- 0 Officers Isolated
- 0 Civilian Isolated

Natural Resources Police:

- 0 Officer Quarantined
- 0 Officers Isolated
- 0 Civilian Isolated

Definitions

Quarantine: Quarantine is the process of keeping an asymptomatic (no symptoms) person who had a reported exposure away from other people.

Isolation: Isolation is the process of keeping a symptomatic or positive person away from all other people.