

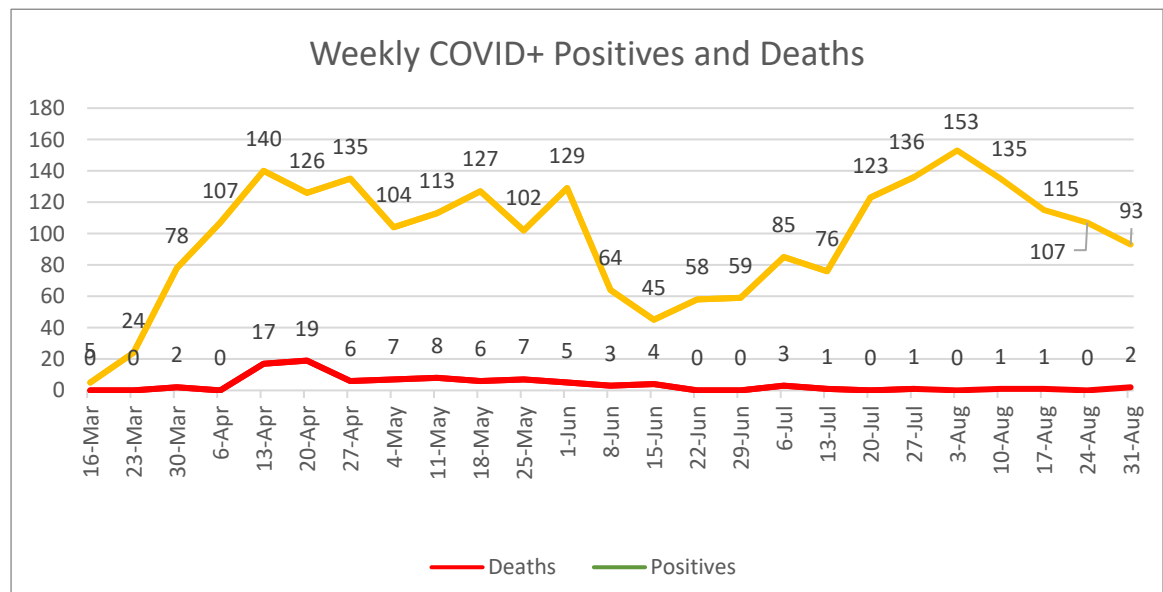
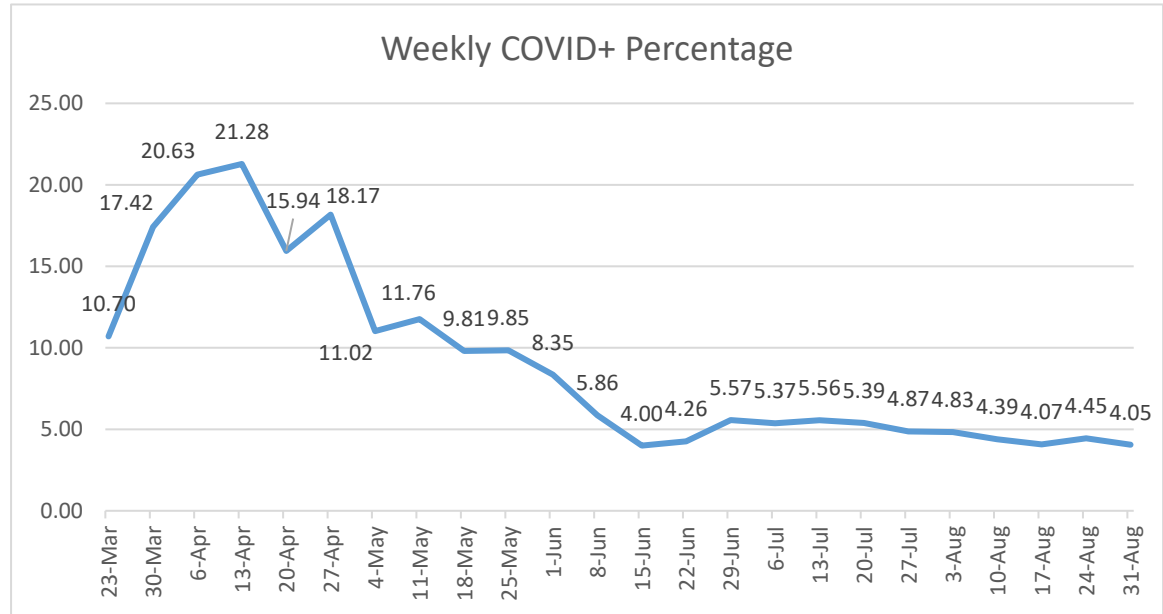
Sept 4, 2020 ~ COVID 19

Charles County Emergency Services
Situation Report #99

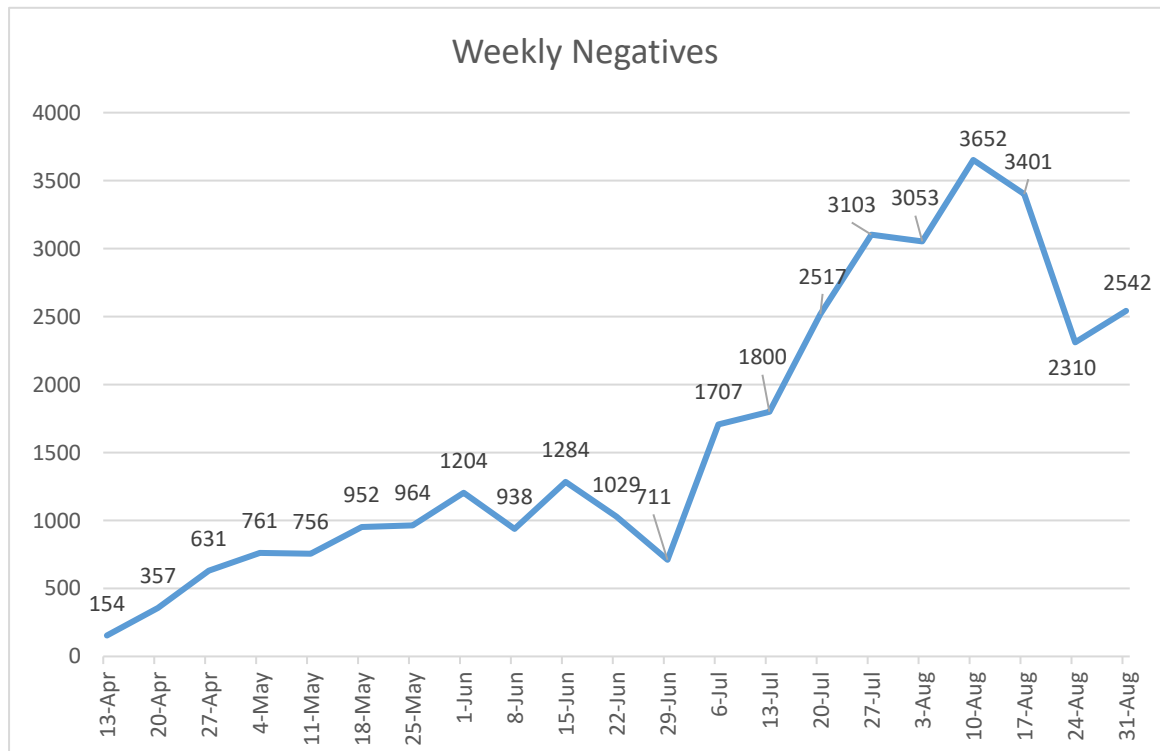
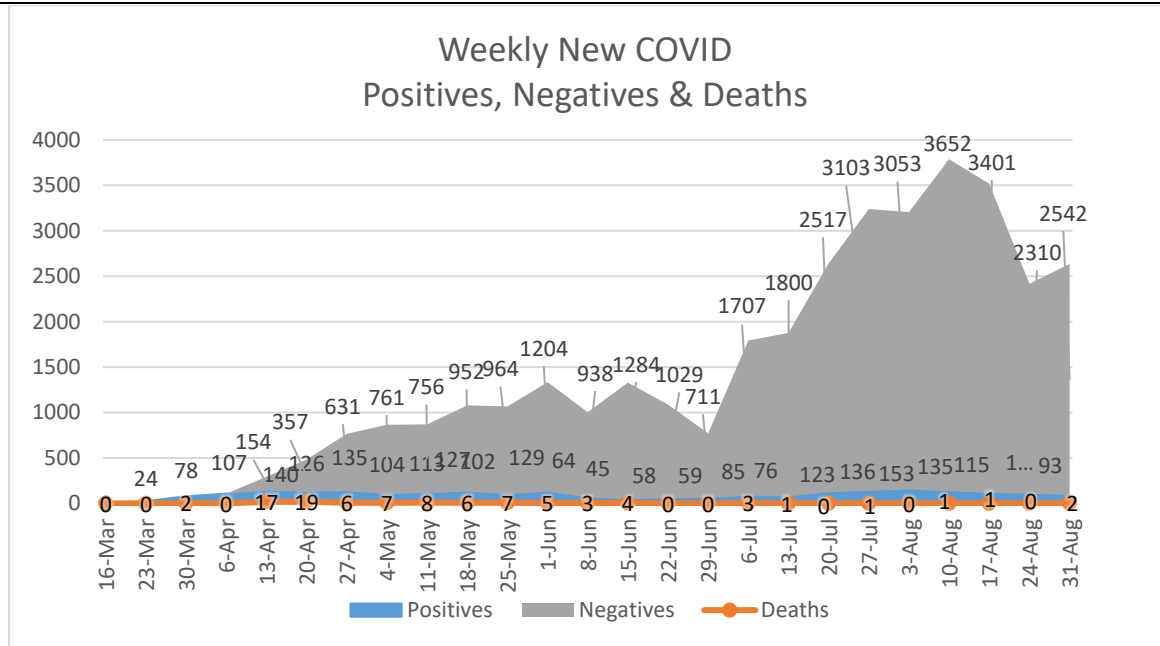
SITUATION

**Situation
Summary:**

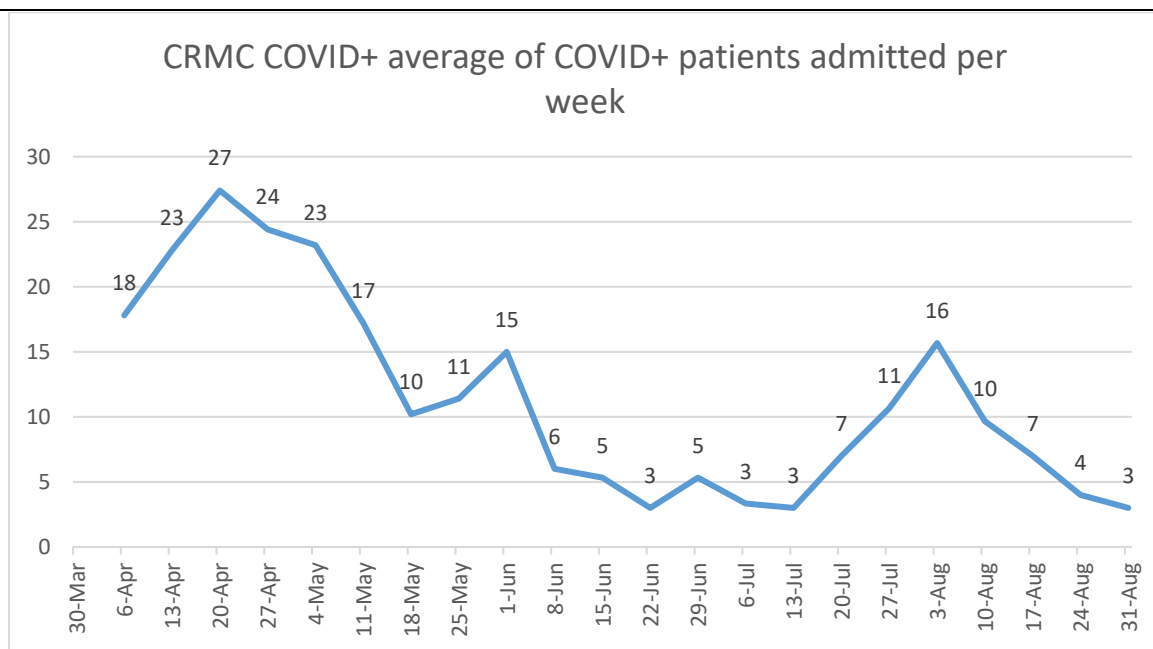
Global COVID-19 situation map [here](#)
Maryland summary map [here](#)



Sept 4, 2020 ~ COVID 19



Sept 4, 2020 ~ COVID 19



Charts based upon the data provided by the HD

Charles County Dept of Health Data:

2,439 cases total reported since the beginning of the event.

Among confirmed cases, 1391 (57.0%) Female; 1039 (43.0%) Male

Age range of positive COVID-19 cases: 0-100 years

Average age of confirmed cases: 45.1 years

Age Distribution for Charles County cases:

Under 18 years: 174 (7.1%)

18-64 years: 1898 (77.8%)

65+ years: 367 (15.1%)

35,226 negative tests results

7 day average case rate per 100,000 population:

Charles County:	Maryland:
-----------------	-----------

8/28: 9.8	8.9
-----------	-----

8/29: 10.15	8.91
-------------	------

8/30: 10.68	8.72
-------------	------

8/31: 10.15	8.46
-------------	------

9/1: 8.49	9.02
-----------	------

9/2: 8.05	9.06
-----------	------

9/3: 8.14	9.33
-----------	------

7 day average percent positivity rate:

Charles County:	Maryland:
-----------------	-----------

Sept 4, 2020 ~ COVID 19

	<p>8/31:4.25 3.39</p> <p>9/1: 3.99 3.36</p> <p>9/2: 4.14 3.41</p> <p>9/3: 3.83 3.48</p> <p>Total Number of negative lab results: 35226</p> <p>Number of negative lab results since 9/2: 948</p> <p>Total testing volume for Charles County (positive and negative): 37665</p> <p>Percentage of Charles County residents who have been tested for COVID-19: 18.5%</p> <p>Total Positivity Rate for all lab results thus far: 6.2% (state 5.3%)</p> <p>7 day positivity rate for all lab results: 3.83%</p> <p>Positivity Rate for all lab results since 9/2: 2.9%</p> <p>COVID Testing Rate per 1000 population by Race:</p> <p>Charles County Asian: 18.39 per 1000</p> <p>Charles County African American/Black: 44.62 per 1000</p> <p>Charles County Other Race: 50.15 per 1000</p> <p>Charles County White/Caucasian: 33.71</p> <p>Average number of days from specimen collection date to reporting to public health for all positive and negative lab results between August 25-31: 5.08 days</p> <p>Average number of days from specimen collection date to reporting to public health for all positive lab results between August 25-31: 2.81 days.</p> <p>Data on average number of days from specimen collection date to public health reporting will be done on a weekly basis and reported on the Wednesday or Friday report.</p> <p>Weekly data update for contact tracing. Updated information from the Infectious Disease Program should be available for the Friday report.</p> <p>1. Number of new positive cases from 08/16-08/22= 97</p> <p>2. Number of positives that have been contacted 08/16-08/22= 42</p> <p>3. Number of contacts identified from 08/16-08/22= 124</p> <p>4. Number of contacts that have been contacted by tracers 08/16-08/22= 34</p> <p>5 Open cases- still working</p> <p>418 from CCDOH</p> <p>652 from NORC</p> <p>Total: 1070</p> <p>6. Closed cases- no need for further tracing</p> <p>394 from CCDOH</p> <p>330 From NORC</p> <p>Total = 724</p> <p>7. Number of persons in isolation</p> <p>Unable to get this information</p> <p>298 or 12.2% required hospitalization. Hospitalization rate is steadily decreasing. Peak in hospitalization rate coincided with the peak in the skilled nursing facility outbreaks.</p>
	<p>93 confirmed deaths +1 since previous report</p>

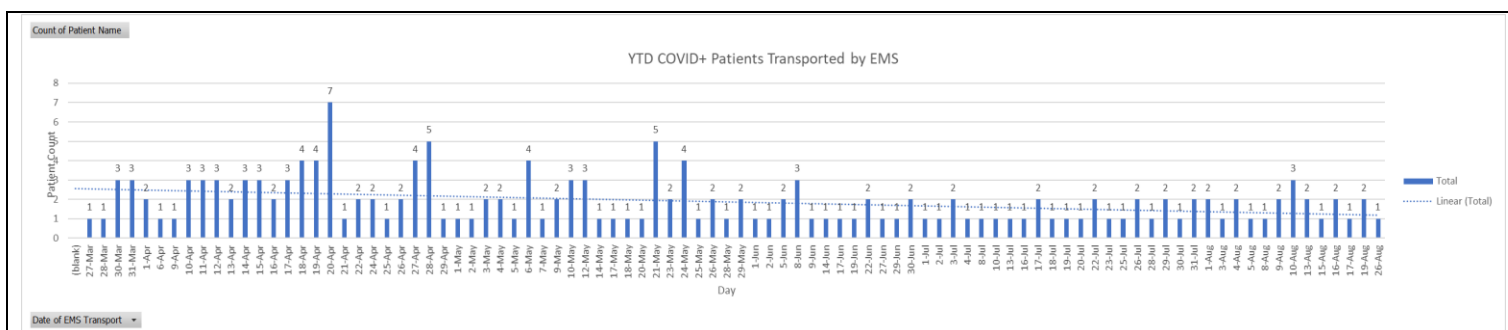
Sept 4, 2020 ~ COVID 19

	<p>There have been 93 confirmed deaths associated with COVID-19. This equates to 3.8% of total confirmed cases. The Charles County death rate of 3.8% is higher than the MD state average death rate of 3.3%, but this gap is closing. However, it should be noted that the majority of deaths in Charles County are associated with outbreaks in skilled nursing facilities. The death rate for Charles County is going down from a high of 7.3% now that the outbreaks at skilled nursing facilities have been contained and/or reduced.</p> <p>There were 2 probable COVID-19 deaths. COVID-19 is listed as the cause of death, but laboratory testing has not yet been confirmed.</p> <p>Average age of fatalities: 76.0 years</p> <p>Age Distribution of Fatalities:</p> <p>0-39 years: <7 (1.1%) Data is suppressed when the number of cases is less than 7.</p> <p>40-69 years: 21 (22.1%)</p> <p>70-79 years: 38 (40.0%)</p> <p>80+ years: 35 (36.8%)</p> <p>Gender breakdown among fatalities:</p> <p>50 or 52.6% Female</p> <p>45 or 47.4% Male</p> <p>Racial breakdown among fatalities:</p> <p>43.2% Non-Hispanic White</p> <p>48.4% Non-Hispanic Black</p> <p>3.1% Non-Hispanic Asian</p> <p>5.3% Hispanic</p> <p>Location of death:</p> <p>Hospital Inpatient: 59 or 62.1%</p> <p>Nursing Home: 24 or 25.3%</p> <p>Other/Home/Emergency Room/Outpatient: 12 or 12.6%</p>					
Countywide Race/Ethnicity demographics	<p>Statewide By Race and Ethnicity is available at https://coronavirus.maryland.gov/</p> <p>Asian: 26 (1.1%)</p> <p>Black/African American: 910 (37.3%)</p> <p>White: 445 (18.2%)</p> <p>Other /2+ races/American Indian/Alaskan Native: 161 (6.6%)</p> <p>Data not available/Declined to Answer: 897 (36.8%)</p> <p>Ethnicity:</p> <p>Hispanic 168 (6.9%)</p> <p>Non-Hispanic 1565 (64.2%)</p> <p>Data not available/Declined to Answer: 706 (28.9%)</p>					
Confirmed Cases by Zip Codes:	Zip code:	Total number of	Number of new positive cases in	Number of new negative	Case Rate per 1000 residents	

Sept 4, 2020 ~ COVID 19

Available information from State website. Not showing data from zip codes with less than 7 confirmed positives.		positive cases	last 24 hours	labs since 9/2	
	20601	453	4	131	16.44
	20602	452	1	183	17.56
	20603	530	12	195	16.69
	20604	9	0	7	NA
	20607	4	0	0	20.21
	20611	7	0	2	4.56
	20612	4	0	1	NA
	20613	36	2	0	19.99
	20616	106	1	29	17.36
	20622	31	0	0	3.33
	20632	7	0	4	NA
	20637	57	1	27	10.03
	20640	113	2	42	11.48
	20645	7	0	4	NA
	20646	304	3	175	14.21
	20658	11	0	3	NA
	20662	29	0	9	10.02
	20664	29	0	12	8.85
	20675	17	0	13	7.40
	20677	26	0	11	10.37
	20693	13	0	0	0
	20695	186	3	84	22.21
	The methodology for case rate calculations by CRISP has changed slightly. Therefore, the case rate calculations by zip code have changed. They cannot be compared to the rates that were previously reported due to differing methodologies.				
Case Rates for Zip Codes Shared by Charles County and Prince George’s County:					
20607, Accokeek: 20.21					
20613, Brandywine: 19.99					
These are two of the lowest rates in Prince George’s County. These rates are much closer to Waldorf and White Plains case rates.					
Case rates for other Prince George’s County Zip Codes that are near Charles County:					
20623, Rosaryville: 18.75					
20772, Upper Marlboro: 20.71					
20744, Fort Washington: 22.37					
Total COVID+ transported by Career & Volunteer EMS to date:					

Sept 4, 2020 ~ COVID 19



First Responders that have been exposed, are on quarantine or self-isolation	<p>Quarantine means exposed and they can't come to work. Self Isolation means sick or tested positive.</p> <p>0 Quarantine: means exposed and they can't come to work no change since last report 4 Self Isolation: means sick or tested positive +1 since the last report</p>
Volunteer Fire, Career & Volunteer EMS	<p><u>Stations/Apparatus:</u></p> <ul style="list-style-type: none"> - No Station with any contamination issues. - No Apparatus with any contamination issues. <p><u>Personnel Exposure:</u></p> <p>1 - Personnel in Isolation from a Positive Rapid Test at Work</p> <p><u>Incidents/Call Volume:</u></p> <ul style="list-style-type: none"> - No Major Incidents to Report related to COVID-19 - Wednesday September 2nd - EMS Call Volume was average, and Fire Call Volume was average 63 EMS Related Incidents ----- 18 Fire Related Incidents - Thursday September 3rd - EMS Call Volume was above average, and Fire Call Volume was average 73 EMS Related Incidents ----- 22 Fire Related Incidents <p><u>Other Information:</u></p> <ul style="list-style-type: none"> - Continue to push out information about Social Distancing in the Stations. - Continue to push out Peer Support Information. - All personnel need to continue to utilize proper PPE on incidents.
Schools # of meals served:	<p>CCPS has concluded its summer meal distribution.</p>
Charles Regional Medical Center:	<ul style="list-style-type: none"> • Hospital Bed Capacity = 166. Census = 70 • Hospital COVID Positive Census = 3 • PUI admissions = 3 • ICU Census = 10

Sept 4, 2020 ~ COVID 19

	<ul style="list-style-type: none"> • Hospital ICU in now a dedicated COVID-19 Unit, and 3 East is for regular ICU overflow and has 10 beds. • A section of the 3 South Patient Care unit has been modified to be dedicated to COVID-19 positive patients only. • Isolation Room Capacity = 12 • Isolation Rooms Occupied = 5 • Ventilated COVID-19 positive patients = 1 • Ventilators not in use = 19 • EMS staff transported to CRMC on 9/3/2020: Zero (0) Covid positive patients, and zero (0) PUI's.
Law Enforcement	<p>Charles County Sheriff's Office:</p> <ul style="list-style-type: none"> • 0 Sworn Officer quarantined • 1 Sworn Officers isolated • 0 Correctional Officer quarantined • 1 Correctional Officers isolated • 0 civilians quarantined • 1 civilians isolated. <p>Charles County Detention Center Population:</p> <ul style="list-style-type: none"> • 98 inmates • 0 COVID positive inmates • 0 Inmates with symptoms <p>Maryland State Police:</p> <ul style="list-style-type: none"> • 0 Officer Quarantined • 0 Officers Isolated <p>Maryland Transportation Authority: None local</p> <p>La Plata Police Department:</p> <ul style="list-style-type: none"> • 0 Officer Quarantined • 0 Officers Isolated • 0 Civilian Isolated <p>Natural Resources Police:</p> <ul style="list-style-type: none"> • 0 Officer Quarantined • 0 Officers Isolated

Sept 4, 2020 ~ COVID 19

- 0 Civilian Isolated

Definitions

Quarantine: Quarantine is the process of keeping an asymptomatic (no symptoms) person who had a reported exposure away from other people.

Isolation: Isolation is the process of keeping a symptomatic or positive person away from all other people.