

Sept 2, 2020 ~ COVID 19

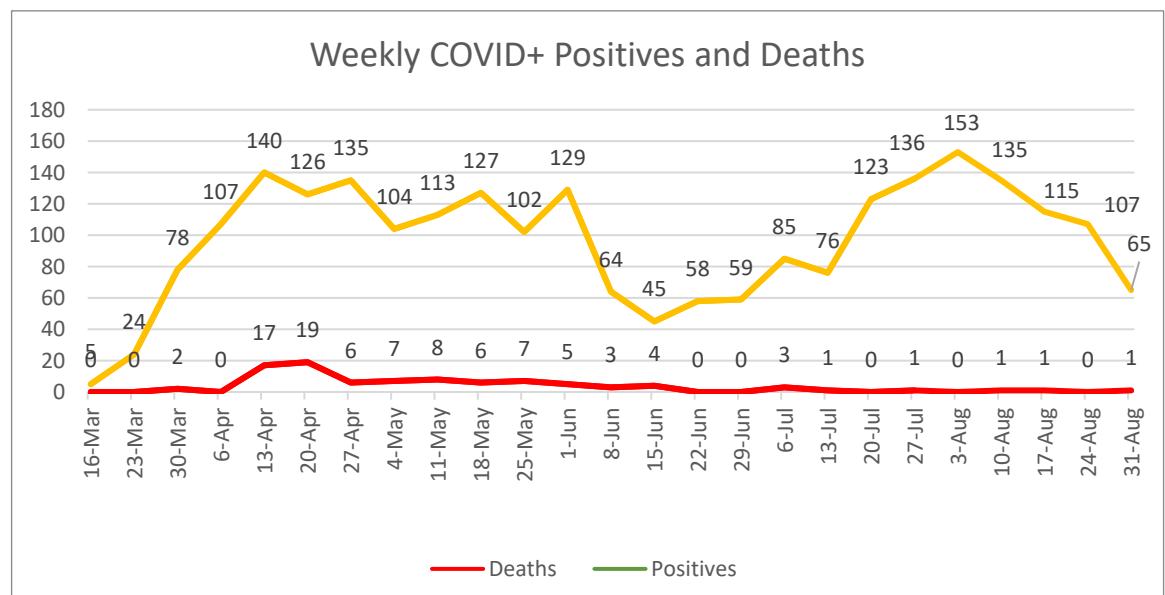
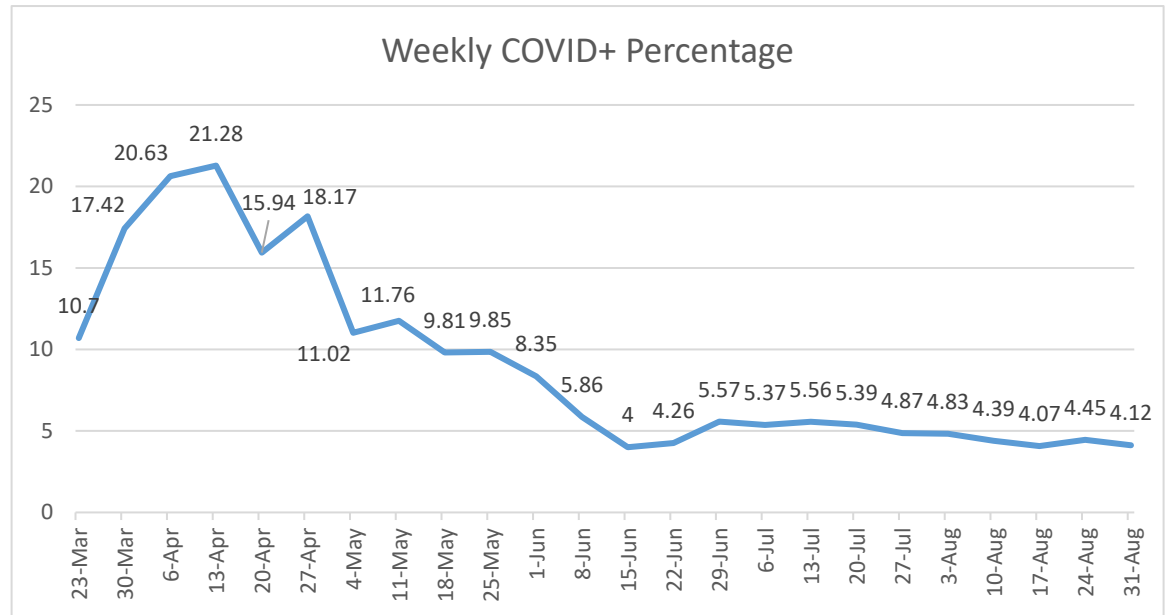
Charles County Emergency Services
Situation Report #98

SITUATION

**Situation
Summary:**

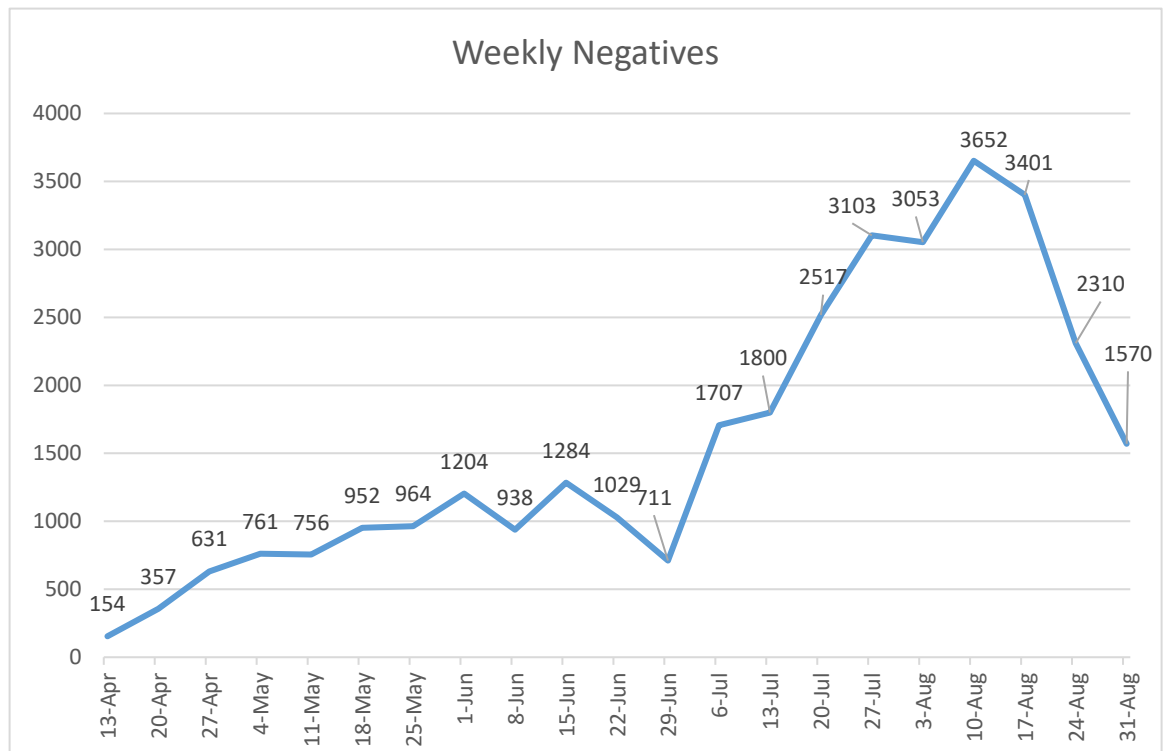
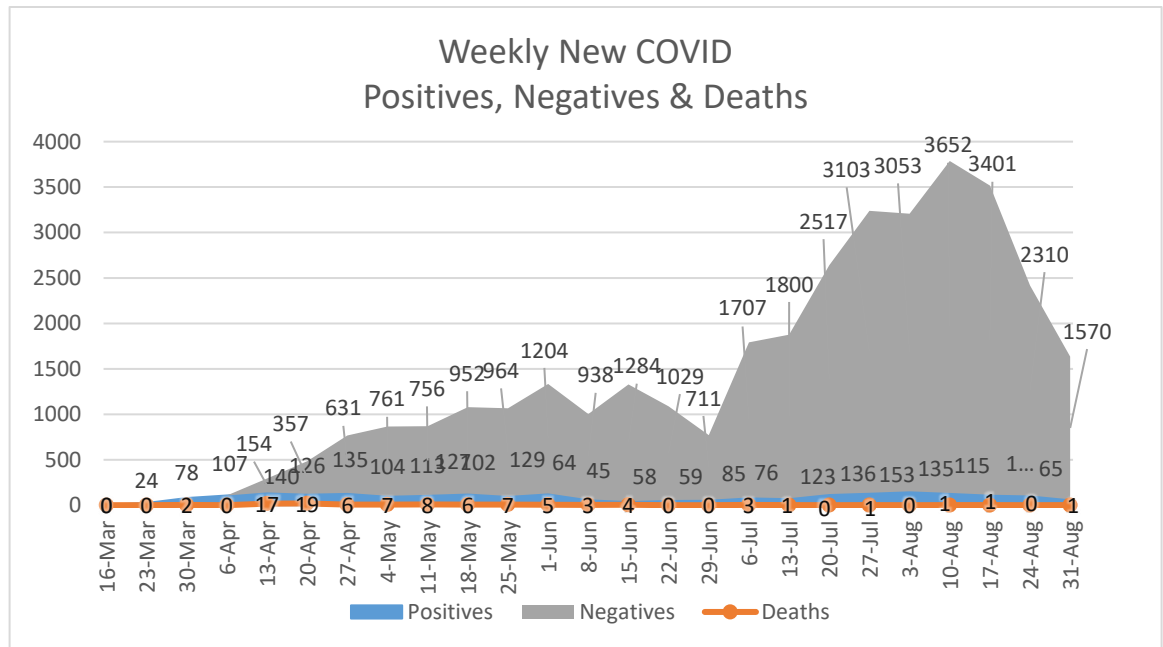
Global COVID-19 situation map [here](#)
Maryland summary map [here](#)

Week of Aug 31 includes 5 days of data.



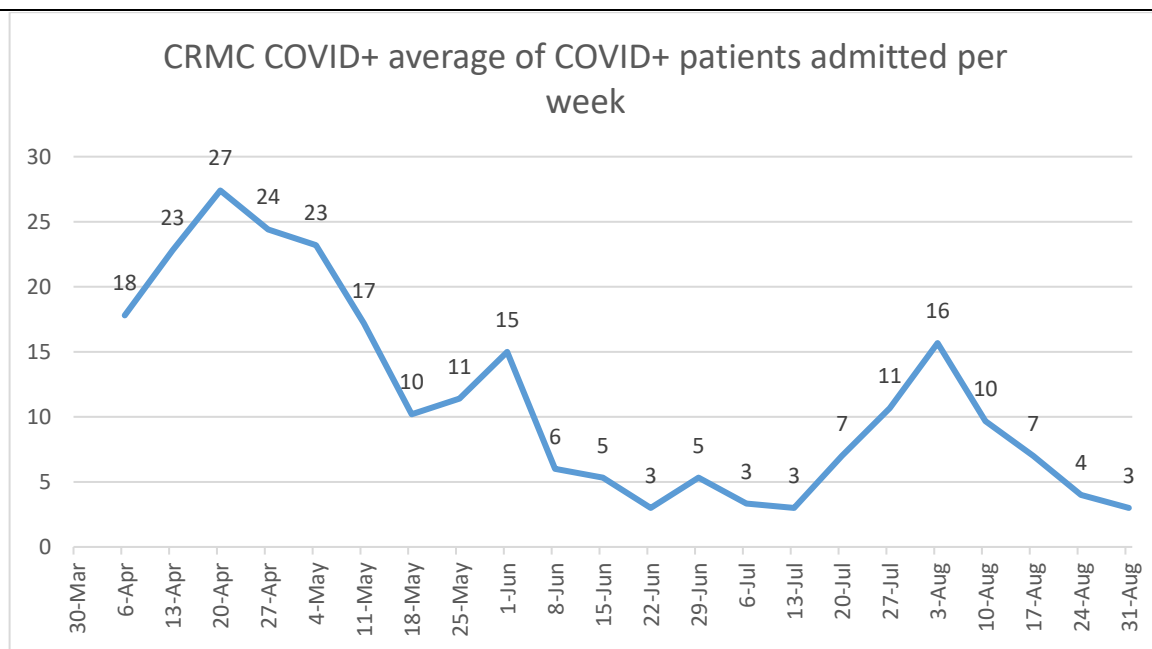
****SitRep #98 ~ Sept 3, 2020 – Next SitRep Sept 4, 2020****

Sept 2, 2020 ~ COVID 19



****SitRep #98 ~ Sept 3, 2020 – Next SitRep Sept 4, 2020****

Sept 2, 2020 ~ COVID 19



Charts based upon the data provided by the HD

Charles County Dept of Health Data:

2,411 cases total reported since the beginning of the event.
 Among confirmed cases, 1360 (56.8%) Female; 1034 (43.2%) Male
 Age range of positive COVID-19 cases: 0-100 years
 Average age of confirmed cases: 45.1 years
 Age Distribution for Charles County cases:
 Under 18 years: 168 (7.1%)
 18-64 years: 1861 (77.7%)
 65+ years: 365 (15.2%)

34,254 negative tests results

Total Number of negative lab results: 34254
 Number of negative lab results since 8/31: 426
 Total testing volume for Charles County (positive and negative): 36665
 Percentage of Charles County residents who have been tested for COVID-19: 18.2%

Total Positivity Rate for all lab results thus far: 6.5% (state 5.6%)
 7 day positivity rate for all lab results: 4.25%
 Positivity Rate for all lab results since 8/31: 3.8%
 Average number of days from specimen collection date to reporting to public health for all positive and negative lab results between August 19-25: 2.55 days
 Average number of days from specimen collection date to reporting to public health for all positive lab results between August 19-25: 4.23 days.

Sept 2, 2020 ~ COVID 19

	<p>92 confirmed deaths +1 since previous report</p> <p>There have been 92 confirmed deaths associated with COVID-19. This equates to 3.8% of total confirmed cases. The Charles County death rate of 3.8% is higher than the MD state average death rate of 3.3%, but this gap is closing. However, it should be noted that the majority of deaths in Charles County are associated with outbreaks in skilled nursing facilities. The death rate for Charles County is going down from a high of 7.3% now that the outbreaks at skilled nursing facilities have been contained and/or reduced.</p> <p>There were 2 probable COVID-19 deaths. COVID-19 is listed as the cause of death, but laboratory testing has not yet been confirmed.</p> <p>Average age of fatalities: 76.2 years</p> <p>Age Distribution of Fatalities:</p> <p>0-39 years: <7 (1.1%) Data is suppressed when the number of cases is less than 7.</p> <p>40-69 years: 21 (22.3%)</p> <p>70-79 years: 37 (39.4%)</p> <p>80+ years: 35 (37.2%)</p> <p>Gender breakdown among fatalities:</p> <p>50 or 53.2% Female</p> <p>44 or 46.8% Male</p> <p>Racial breakdown among fatalities:</p> <p>43.6% Non-Hispanic White</p> <p>48.9% Non-Hispanic Black</p> <p>3.2% Non-Hispanic Asian</p> <p>4.3% Hispanic</p> <p>Location of death:</p> <p>Hospital Inpatient: 58 or 61.7%</p> <p>Nursing Home: 24 or 25.5%</p> <p>Other/Home/Emergency Room/Outpatient: 12 or 12.8%</p>				
Countywide Race/Ethnicity demographics	<p>Statewide By Race and Ethnicity is available at https://coronavirus.maryland.gov/</p> <p>Asian: 26 (1.0%)</p> <p>Black/African American: 902 (37.7%)</p> <p>White: 445 (18.6%)</p> <p>Other /2+ races/American Indian/Alaskan Native: 157 (6.6%)</p> <p>Data not available/Declined to Answer: 864 (36.1%)</p> <p>Ethnicity:</p> <p>Hispanic 168 (7.0%)</p> <p>Non-Hispanic 1565 (65.4%)</p> <p>Data not available/Declined to Answer: 661 (27.6%)</p>				
Confirmed Cases by Zip Codes:	Zip code:	Total number of	Number of new positive cases in	Number of new negative labs in	Case Rate per 1000 residents

Sept 2, 2020 ~ COVID 19

Available information from State website. Not showing data from zip codes with less than 7 confirmed positives.

	positive cases	last 24 hours	last 24 hours	
20601	447	8	156	16.29
20602	450	8	248	17.49
20603	512	13	270	16.11
20604	9	0	5	NA
20611	7	0	51	4.56
20612	4	0	1	NA
20613	34	1	0	19.42
20616	104	3	34	17.03
20622	31	0	0	3.33
20632	7	0	4	NA
20637	55	1	25	9.68
20640	110	7	49	11.18
20645	7	0	6	NA
20646	298	1	116	13.97
20658	10	1	2	NA
20662	29	0	5	10.02
20664	29	0	12	8.85
20675	16	0	20	6.94
20677	26	1	19	10.37
20693	13	0	5	0
20695	183	3	109	21.83

The methodology for case rate calculations by CRISP has changed slightly. Therefore, the case rate calculations by zip code have changed. They cannot be compared to the rates that were previously reported due to differing methodologies.

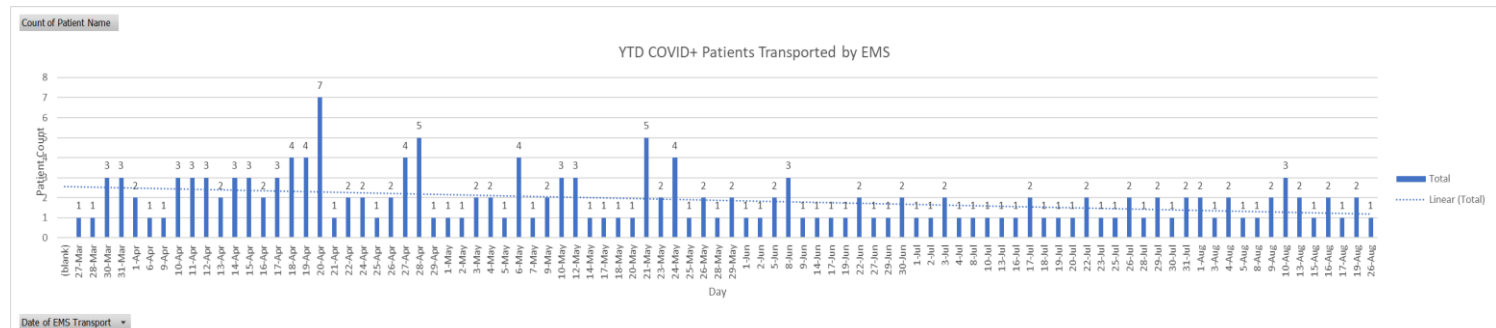
Case Rates for Zip Codes Shared by Charles County and Prince George's County:

20607, Accokeek: 18.87

20613, Brandywine: 19.42

These are two of the lowest rates in Prince George's County. These rates are much closer to Waldorf and White Plains case rates.

Total COVID+ transported by Career & Volunteer EMS to date:



****SitRep #98 ~ Sept 3, 2020 – Next SitRep Sept 4, 2020****

Sept 2, 2020 ~ COVID 19

First Responders that have been exposed, are on quarantine or self-isolation	<p>Quarantine means exposed and they can't come to work. Self Isolation means sick or tested positive.</p> <p>0 Quarantine: means exposed and they can't come to work no change since last report 3 Self Isolation: means sick or tested positive no change since the last report</p>
Volunteer Fire, Career & Volunteer EMS	<p><u>Stations/Apparatus:</u></p> <ul style="list-style-type: none"> - No Station with any contamination issues. - No Apparatus with any contamination issues. <p><u>Personnel Exposure:</u></p> <p>1 - Personnel in Isolation from a Positive Rapid Test at Work</p> <p><u>Incidents/Call Volume:</u></p> <ul style="list-style-type: none"> - No Major Incidents to Report related to COVID-19 - Monday August 31st - EMS Call Volume was average, and Fire Call Volume was average 54 EMS Related Incidents ----- 14 Fire Related Incidents - Tuesday September 1st - EMS Call Volume was average, and Fire Call Volume was average 67 EMS Related Incidents ----- 24 Fire Related Incidents <p><u>Other Information:</u></p> <ul style="list-style-type: none"> - Continue to push out information about Social Distancing in the Stations. - Continue to push out Peer Support Information. - All personnel need to continue to utilize proper PPE on incidents.
Schools # of meals served:	CCPS has concluded its summer meal distribution.
Charles Regional Medical Center:	<ul style="list-style-type: none"> • Hospital Bed Capacity = 166. Census = 72 • Hospital COVID Positive Census = 3 • PUI admissions = 0 • ICU Census = 11 • Hospital ICU in now a dedicated COVID-19 Unit, and 3 East is for regular ICU overflow and has 10 beds. • A section of the 3 South Patient Care unit has been modified to be dedicated to COVID-19 positive patients only. • Isolation Room Capacity = 12 • Isolation Rooms Occupied = 5 • Ventilated COVID-19 positive patients = 1

Sept 2, 2020 ~ COVID 19

	<ul style="list-style-type: none">• Ventilators not in use = 19• EMS staff transported to CRMC on 9/1/2020: Zero (0) Covid positive patients, and zero (0) PUI's.
Law Enforcement	No report today 9/2/2020