

Aug 24, 2020 ~ COVID 19

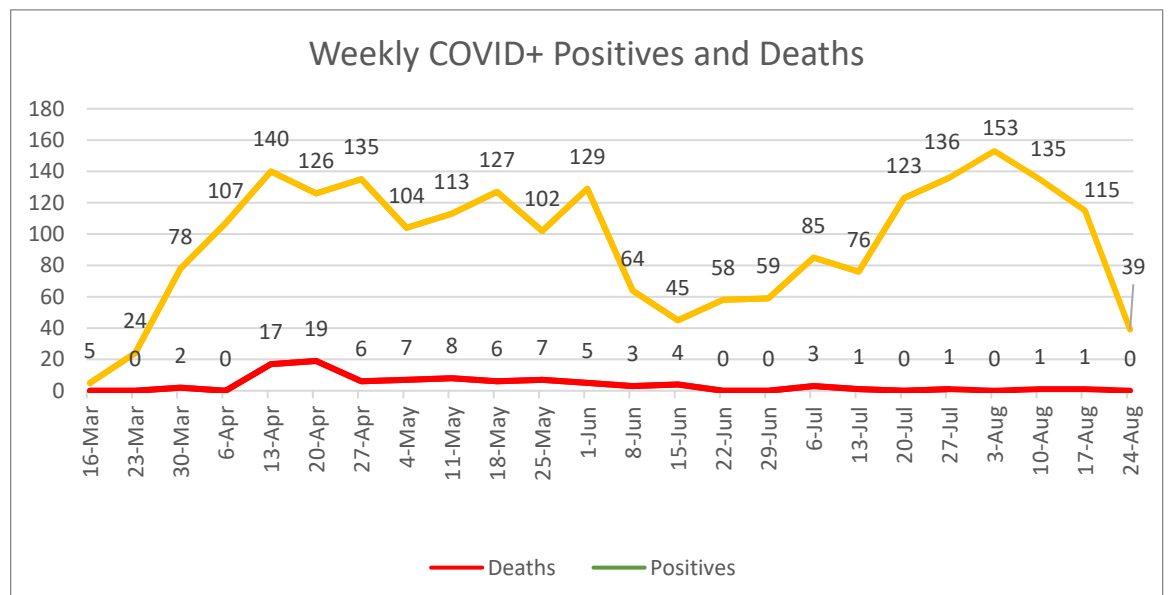
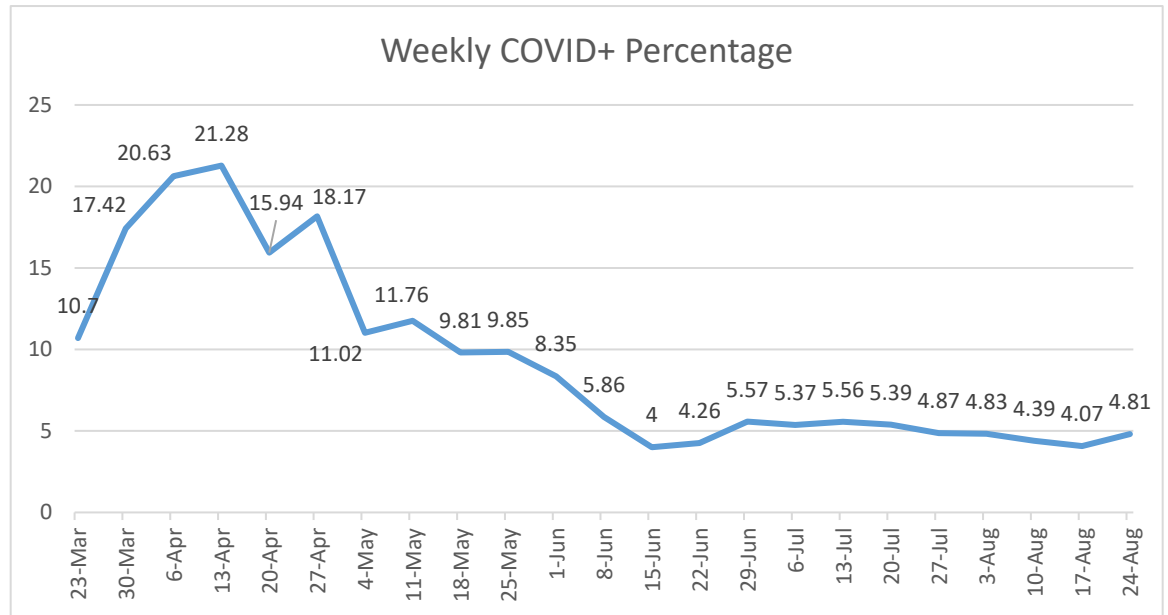
Charles County Emergency Services
Situation Report #94

SITUATION

**Situation
Summary:**

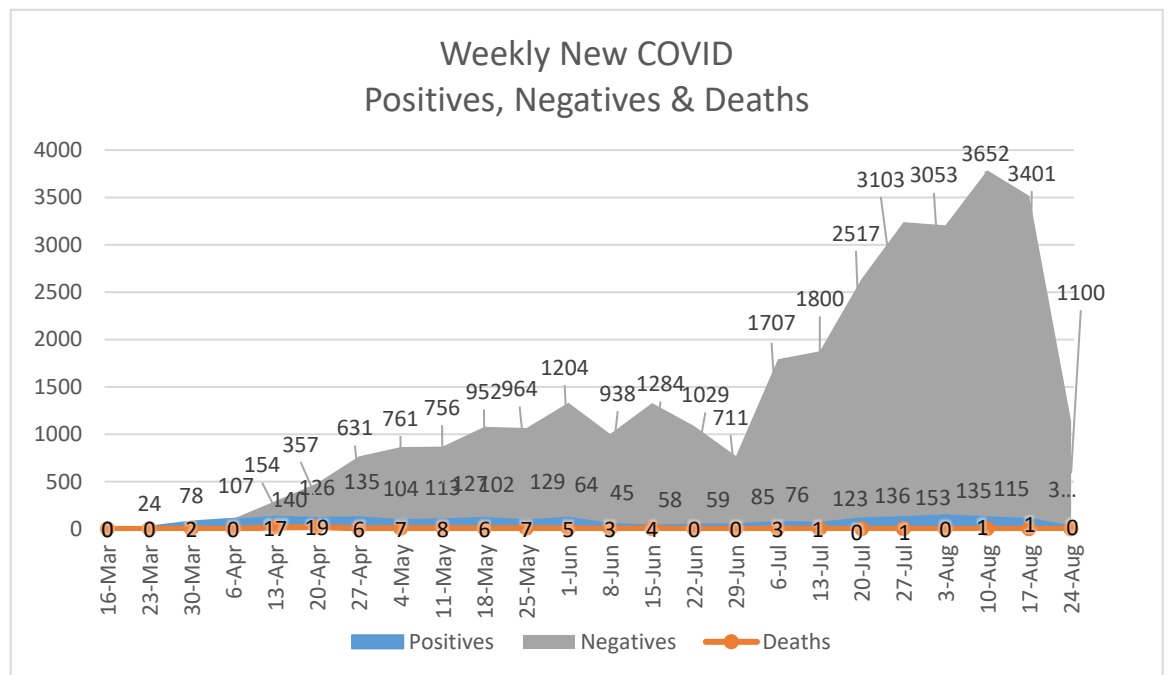
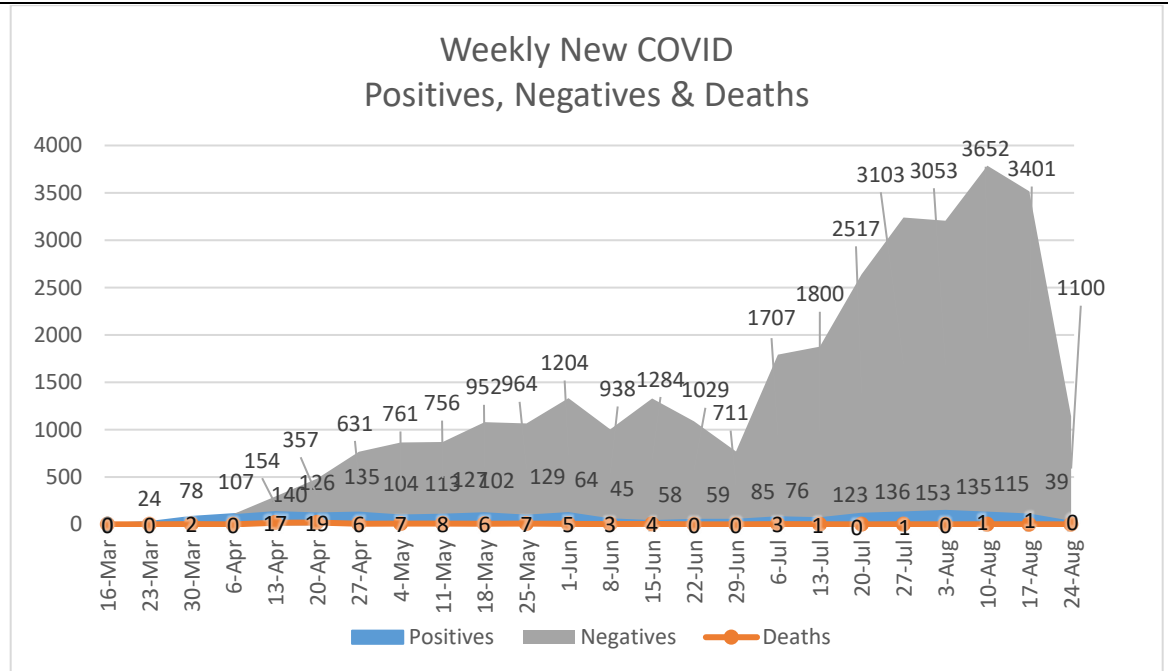
Global COVID-19 situation map [here](#)
Maryland summary map [here](#)

Week of Aug 24 includes 3 days of data, all other dates are 7 days.



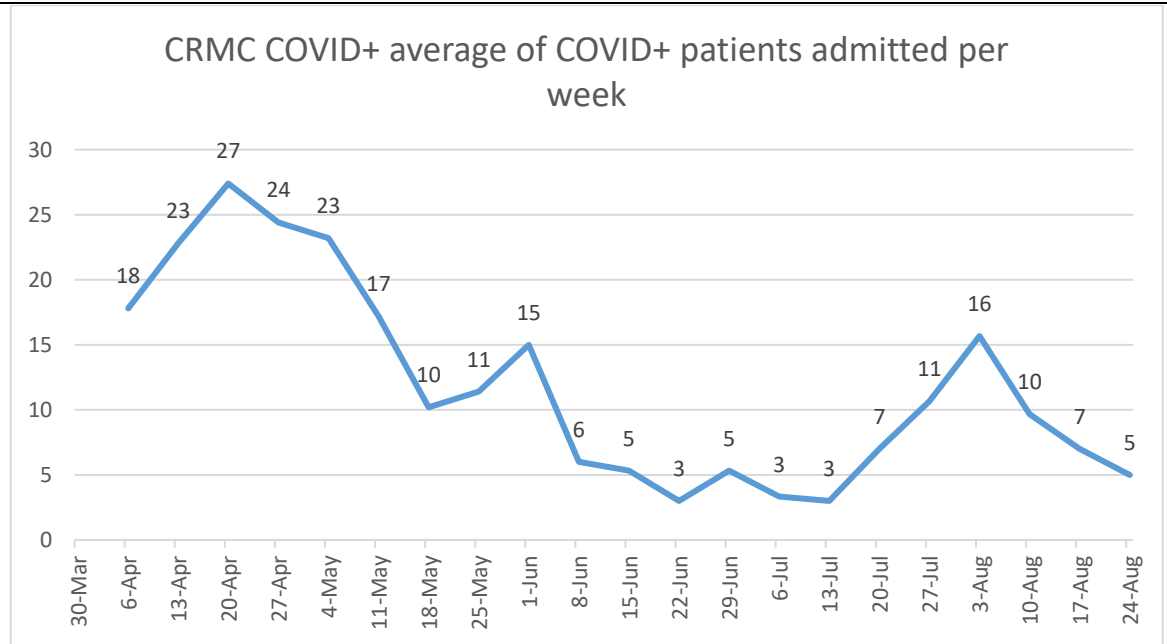
****SitRep #94 ~ Aug 24, 2020 – Next SitRep Aug 26, 2020****

Aug 24, 2020 ~ COVID 19



****SitRep #94 ~ Aug 24, 2020 – Next SitRep Aug 26, 2020****

Aug 24, 2020 ~ COVID 19



Charts based upon the data provided by the HD

Charles County Dept of Health Data:

2,278 cases total reported since the beginning of the event.
 Average age of confirmed cases: 47.0 years
 Age Distribution for Charles County cases:
 Under 18 years: 153 (6.7%)
 18-64 years: 1768 (77.6%)
 65+ years: 357 (15.7%)

31,474 negative tests results

Total Number of positive lab results: 2278
 Number of positive lab results since 8/21: 39

Total Number of negative lab results: 31474
 Number of negative lab results since 8/21: 1100
 Total testing volume for Charles County (positive and negative): 33752
 Percentage of Charles County residents who have been tested for COVID-19: 17.0%

Total Positivity Rate for all lab results thus far: 6.7% (state 5.8%)
 7 day positivity rate for all lab results: 4.81%
 Positivity Rate for all lab results since 8/21: 3.4%
 Average number of days from specimen collection date to reporting to public health for all positive and negative lab results between August 12-18: 4.58 days
 Average number of days from specimen collection date to reporting to public health for all positive lab results between August 12-18: 3.98 days. It ranged from 1-18 days.

Aug 24, 2020 ~ COVID 19

	<p>Data on average number of days from specimen collection date to public health reporting will be done on a weekly basis and reported on the Wednesday or Friday report.</p> <p>Recovered and released from isolation: 485</p> <p>Partially recovered with improved symptoms: 55</p> <p>Known asymptomatic cases: 40</p> <p>These numbers have not been updated by Infectious Disease Program since NORC took over for contact tracing.</p> <p>Here is the weekly data update for contact tracing:</p> <ol style="list-style-type: none">1. Number of new positive cases from 08/09-08/15= 1192. Number of positives that have been contacted 08/09-08/15 = 883. Number of contacts identified from 08/09-08/15= 1764. Number of contacts that have been contacted by tracers 08/09-08/15= 1065 Open cases- still working 418 from CCDOH 600 from NORC Total: 10186. Closed cases- no need for further tracing 394 from CCDOH 280 From NORC Total = 6747. Number of persons in isolation Unable to get this information <p>289 or 12.6% required hospitalization. Hospitalization rate is steadily decreasing. Peak in hospitalization rate coincided with the peak in the skilled nursing facility outbreaks.</p> <p>Among confirmed cases, 1295 (56.8%) Female; 983 (43.2%) Male</p> <p>8.4% Healthcare Workers</p> <p>1% First Responders: EMS, Fire, Law Enforcement</p> <p>65% have underlying health conditions</p> <p>These numbers have not been updated by Infectious Disease Program since NORC took over for contact tracing.</p>
	<p>91 confirmed deaths no changes since previous report</p> <p>There have been 91 confirmed deaths associated with COVID-19. This equates to 4.2% of total confirmed cases. The Charles County death rate of 4.2% is higher than the MD state average death rate of 3.5%. However, it should be noted that the majority of deaths in Charles County are associated with outbreaks in skilled nursing facilities. The death rate for Charles County is going down from a high of 7.3% now that the outbreaks at skilled nursing facilities have been contained and/or reduced.</p> <p>There were 2 probable COVID-19 deaths. COVID-19 is listed as the cause of death, but laboratory testing has not yet been confirmed.</p> <p>Average age of fatalities: 76.7 years</p>

Aug 24, 2020 ~ COVID 19

	<p>Age Distribution of Fatalities:</p> <p>0-39 years: <7 (1.0%)</p> <p>40-69 years: 21 (22.6%)</p> <p>70-79 years: 37 (39.8%)</p> <p>80+ years: 34 (36.6%)</p> <p>Gender breakdown among fatalities:</p> <p>50 or 53.8% Female</p> <p>43 or 46.2% Male</p> <p>Racial breakdown among fatalities:</p> <p>44.1% Non-Hispanic White</p> <p>48.4% Non-Hispanic Black</p> <p>3.2% Non-Hispanic Asian</p> <p>4.3% Hispanic</p> <p>Location of death:</p> <p>Hospital Inpatient: 58 or 62.4%</p> <p>Nursing Home: 24 or 25.8%</p> <p>Other/Home/Emergency Room/Outpatient: 11 or 11.8%</p>				
Countywide Race/Ethnicity demographics	Statewide By Race and Ethnicity is available at https://coronavirus.maryland.gov/				
Confirmed Cases by Zip Codes: Available information from State website. Not showing data from zip codes with less than 7 confirmed positives.	Zip code:	Total number of positive cases	Number of new positive cases since 8/21	Number of new negative labs since 8/21	Case Rate per 1000 residents
	20601	430	10	203	15.64
	20602	429	12	202	16.68
	20603	480	8	241	15.13
	20604	9	0	2	NA
	20611	7	1	6	4.56
	20613	23	0	0	NA
	20616	98	5	49	16.05

Aug 24, 2020 ~ COVID 19

20622	31	0	0	3.33
20632	7	0	2	NA
20637	53	0	37	9.50
20640	101	2	64	10.28
20646	295	2	118	13.83
20658	9	0	5	NA
20662	29	0	10	10.02
20664	29	0	11	8.85
20675	16	0	7	6.94
20677	25	0	21	9.99
20693	13	0	11	0
20695	175	1	87	20.82

The methodology for case rate calculations by CRISP has changed slightly. Therefore, the case rate calculations by zip code have changed. They cannot be compared to the rates that were previously reported due to differing methodologies.

Case Rates for Zip Codes Shared by Charles County and Prince George's County:

20607, Accokeek: 18.16

20613, Brandywine: 18.48

These are two of the lowest rates in Prince George's County. These rates are much closer to Waldorf and White Plains case rates.

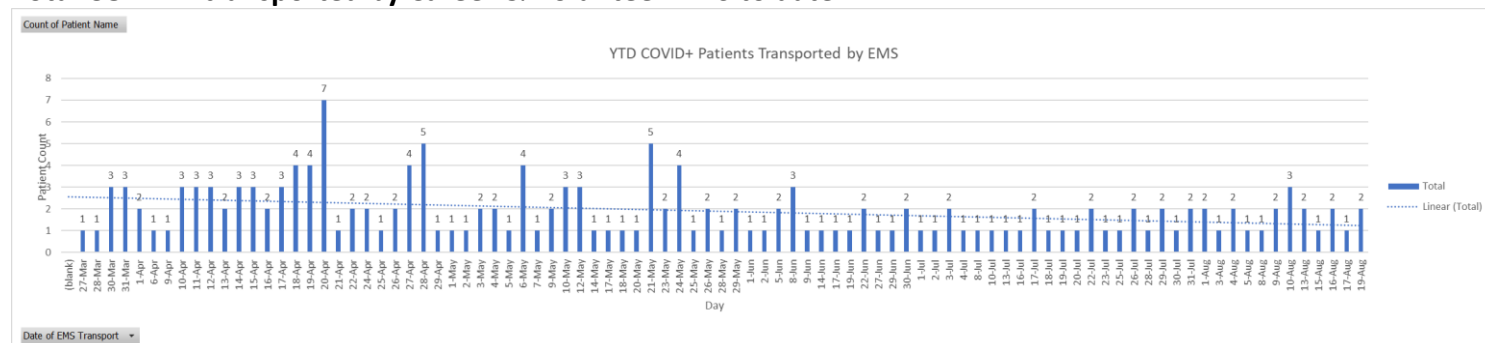
Case rates for other Prince George's County Zip Codes that are near Charles County:

20623, Rosaryville: 18.06

20772, Upper Marlboro: 19.87

20744, Fort Washington: 21.06

Total COVID+ transported by Career & Volunteer EMS to date:



First Responders that have been exposed, are on quarantine or self-isolation

Quarantine means exposed and they can't come to work.

Self Isolation means sick or tested positive.

1 Quarantine: means exposed and they can't come to work **+1 since last report**

2 Self Isolation: means sick or tested positive **+2 since the last report**

****SitRep #94 ~ Aug 24, 2020 – Next SitRep Aug 26, 2020****

Aug 24, 2020 ~ COVID 19

Volunteer Fire, Career & Volunteer EMS	<p>Stations/Apparatus:</p> <ul style="list-style-type: none"> - No Station with any contamination issues. - No Apparatus with any contamination issues. <p>Personnel Exposure: None</p> <p>Incidents/Call Volume:</p> <ul style="list-style-type: none"> - No Major Incidents to Report related to COVID-19 - Friday August 21st - EMS Call Volume was above average, and Fire Call Volume was average <p>73 EMS Related Incidents ----- 22 Fire Related Incidents</p> <ul style="list-style-type: none"> - Saturday August 22nd - EMS Call Volume was average, and Fire Call Volume was average <p>53 EMS Related Incidents ----- 13 Fire Related Incidents</p> <ul style="list-style-type: none"> - Sunday August 23rd – EMS Call Volume was above average, and Fire Call Volume was average <p>71 EMS Related Incidents ----- 19 Fire Related Incidents</p> <p>Other Information:</p> <ul style="list-style-type: none"> - Continue to push out information about Social Distancing in the Stations. - Continue to push out Peer Support Information. - All personnel need to continue to utilize proper PPE on incidents.
Schools # of meals served:	<p>CCPS has concluded its summer meal distribution.</p>
Charles Regional Medical Center:	<p><u>HOSPITAL BRIEF 8-24-2020</u></p> <ul style="list-style-type: none"> • Hospital Bed Capacity = 166. Census = 74 • Hospital COVID Positive Census = 5 • PUI admissions = 7 • ICU Census = 9 • Hospital ICU in now a dedicated COVID-19 Unit, and 3 East is for regular ICU overflow and has 10 beds. • A section of the 3 South Patient Care unit has been modified to be dedicated to COVID-19 positive patients only. • Isolation Room Capacity = 12 • Isolation Rooms Occupied = 7

Aug 24, 2020 ~ COVID 19

	<ul style="list-style-type: none">• Ventilated COVID-19 positive patients = 0• Ventilators not in use = 20• EMS staff transported to CRMC - 8/22/2020 & 8/23/2020: No Report Available today.
Law Enforcement	<p><u>Agency COVID-19 Numbers:</u></p> <p>Charles County Sheriff's Office:</p> <ul style="list-style-type: none">• 0 Sworn Officer quarantined• 1 Sworn Officers isolated• 1 Correctional Officer quarantined• 1 Correctional Officers isolated• 0 civilians quarantined• 0 civilians isolated. <p>Charles County Detention Center Population:</p> <ul style="list-style-type: none">• 98 inmates• 0 COVID positive inmates• 0 Inmates with symptoms <p>Maryland State Police:</p> <ul style="list-style-type: none">• 0 Officer Quarantined• 0 Officers Isolated <p>Maryland Transportation Authority: None local</p> <p>La Plata Police Department:</p> <ul style="list-style-type: none">• 0 Officer Quarantined• 0 Officers Isolated• 0 Civilian Isolated <p>Natural Resources Police:</p> <ul style="list-style-type: none">• 0 Officer Quarantined• 0 Officers Isolated• 0 Civilian Isolated <p>Definitions</p> <p><i>Quarantine:</i> Quarantine is the process of keeping an asymptomatic (no symptoms) person who had a reported exposure away from other people.</p> <p><i>Isolation:</i> Isolation is the process of keeping a symptomatic or positive person away from all other people.</p>

Aug 24, 2020 ~ COVID 19

****SitRep #94 ~ Aug 24, 2020 – Next SitRep Aug 26, 2020****