

Aug 19, 2020 ~ COVID 19

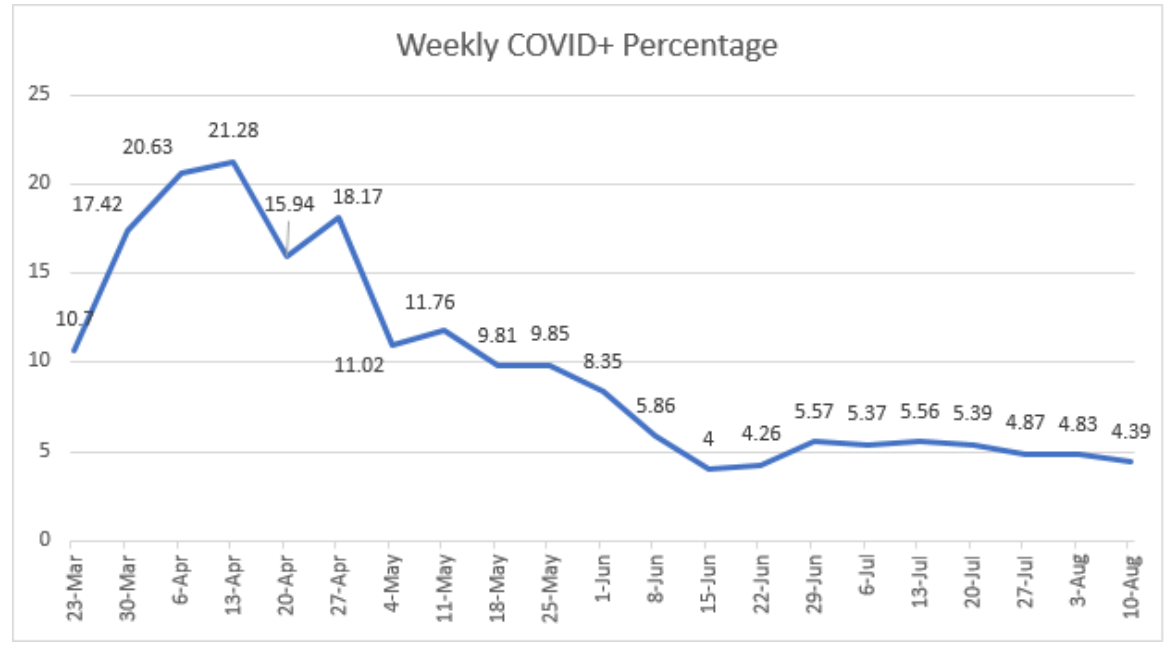
Charles County Emergency Services
Situation Report #92

SITUATION

**Situation
Summary:**

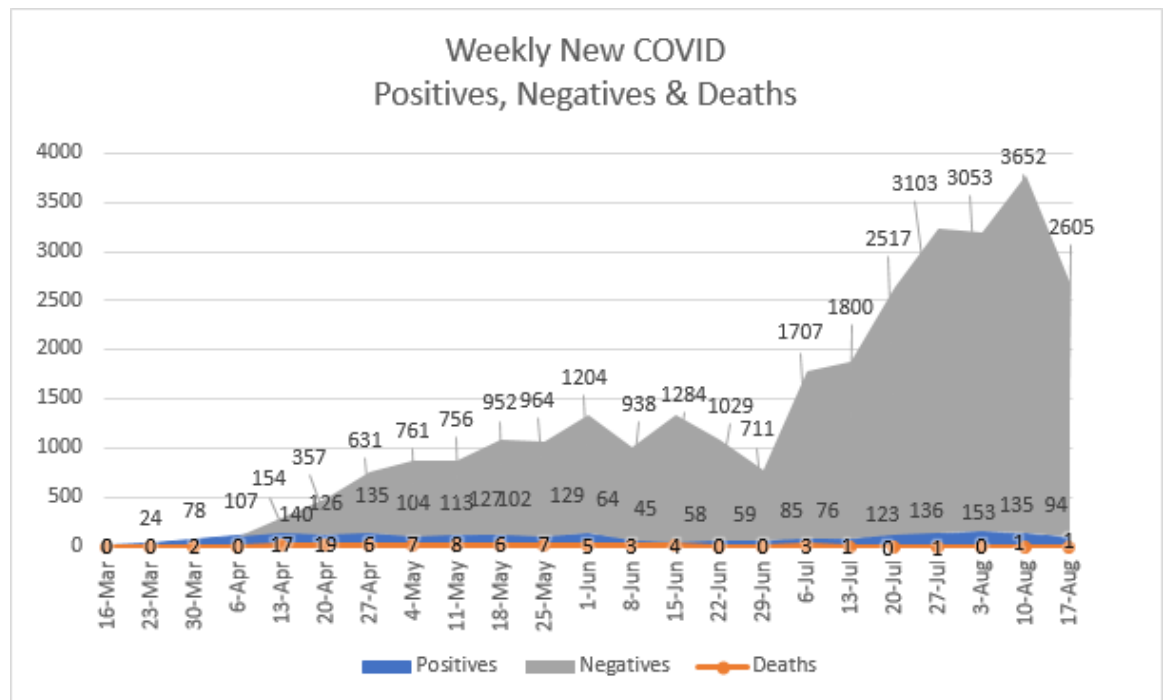
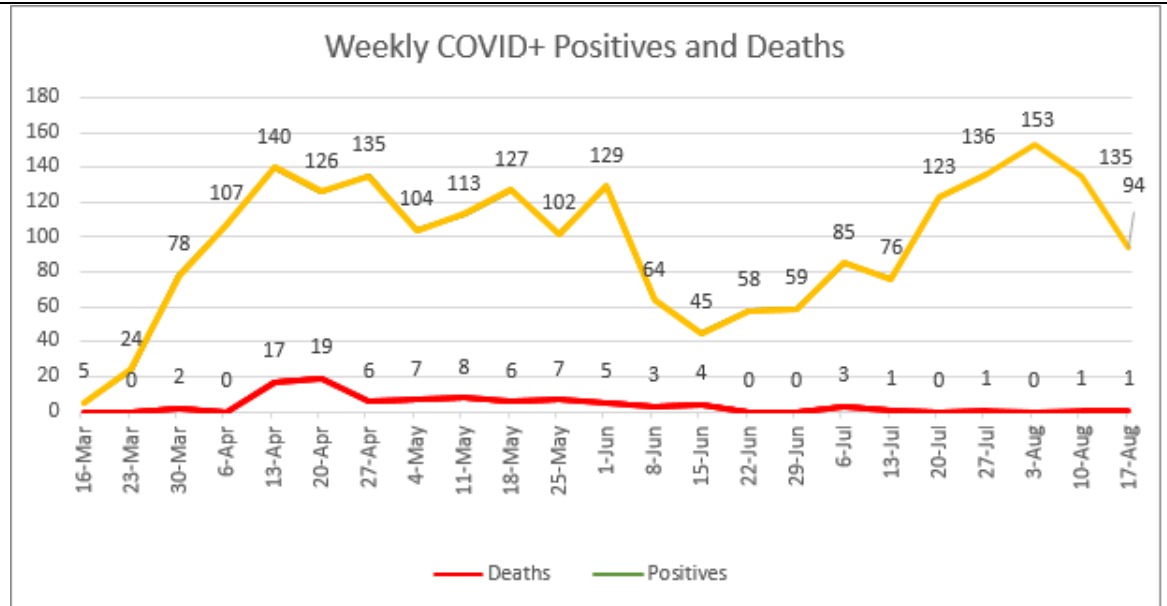
Global COVID-19 situation map [here](#)
Maryland summary map [here](#)

NEW CHART FOR POSITIVITY RATES FOR CHARLES. (last



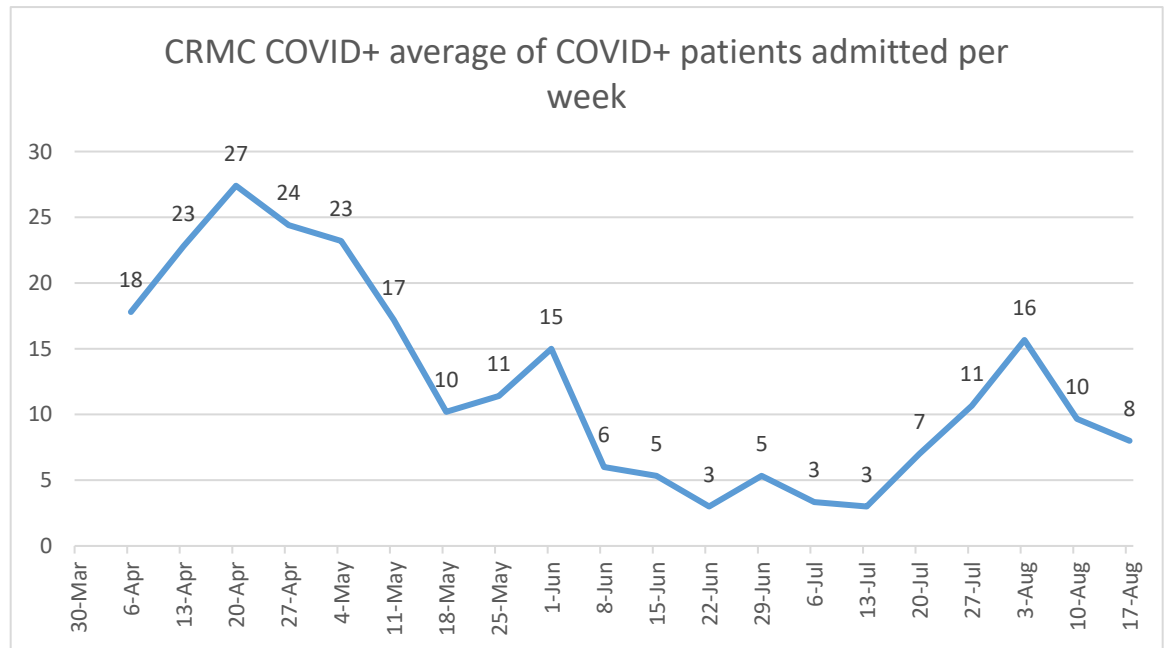
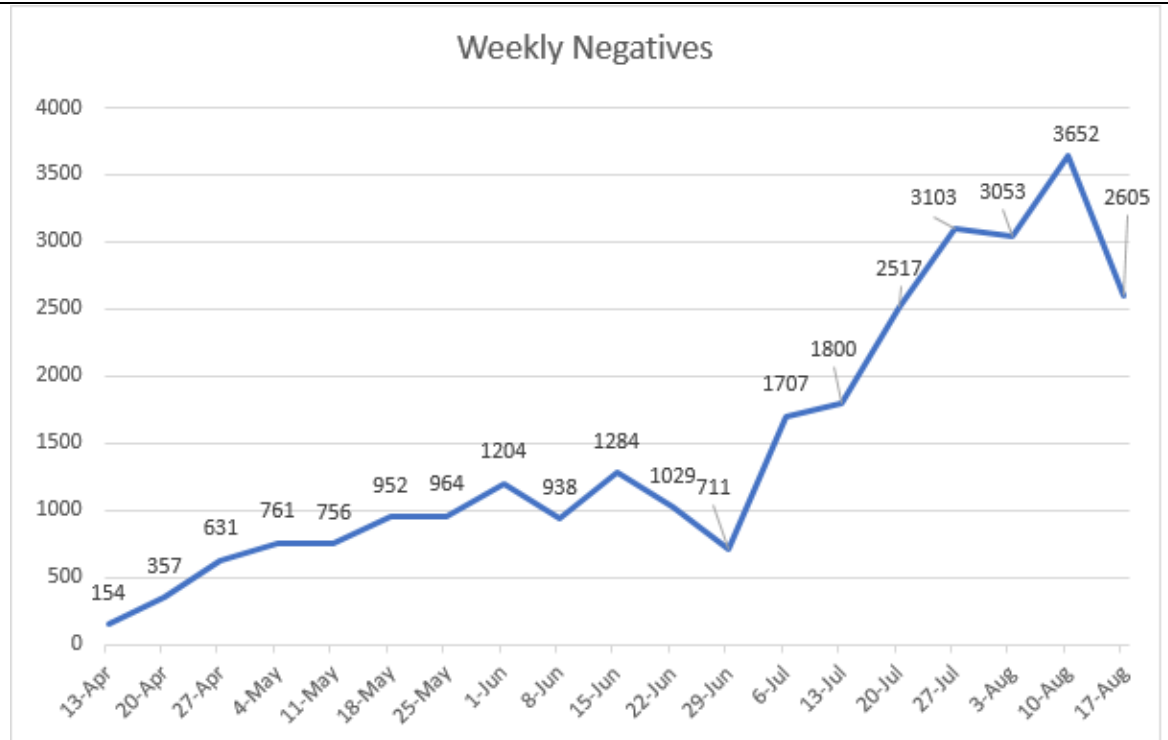
Week of Aug 17 represents 5 days of data, all other points are 7 days.

Aug 19, 2020 ~ COVID 19



****SitRep #92 ~ Aug 19, 2020 – Next SitRep Aug 21, 2020****

Aug 19, 2020 ~ COVID 19



Charts based upon the data provided by the HD

2218 cases total reported since the beginning of the event.

Average age of confirmed cases: 47.0 years

Age Distribution for Charles County cases:

****SitRep #92 ~ Aug 19, 2020 – Next SitRep Aug 21, 2020****

Aug 19, 2020 ~ COVID 19

Charles County Dept of Health Data:	Under 18 years: 146 (6.7%) 18-64 years: 1725 (77.7%) 65+ years: 347 (15.6%)
	29,002 negative tests results
	<p>Total Number of positive lab results: 2218 Number of positive lab results since 8/17: 36 Number of positive lab results in the last 24 hours: 15</p> <p>Total Number of negative lab results: 29578 Number of negative lab results since 8/17: 576 Total testing volume for Charles County (positive and negative): 31796 Percentage of Charles County residents who have been tested for COVID-19: 16.1%</p> <p>Total Positivity Rate for all lab results thus far: 6.9% (state 6.1%) 7 day positivity rate for all lab results: 4.46% Positivity Rate for all lab results since 8/17: 5.8% Average number of days from specimen collection date to reporting to public health for all positive and negative lab results between August 12-18: 4.58 days Average number of days from specimen collection date to reporting to public health for all positive lab results between August 12-18: 3.98 days. It ranged from 1-18 days. Data on average number of days from specimen collection date to public health reporting will be done on a weekly basis and reported on the Wednesday or Friday report. Recovered and released from isolation: 485 Partially recovered with improved symptoms: 55 Known asymptomatic cases: 40 This number has not been updated by Infectious Disease Program since NORC took over for contact tracing. Here is the weekly data update for contact tracing: 1. Number of new positive cases from 08/09-08/15= 119 2. Number of positives that have been contacted 08/09-08/15 = 88 3. Number of contacts identified from 08/09-08/15= 176 4. Number of contacts that have been contacted by tracers 08/09-08/15= 106 5 Open cases- still working 418 from CCDOH 600 from NORC Total: 1018</p> <p>6. Closed cases- no need for further tracing 394 from CCDOH 280 From NORC Total = 674</p> <p>7. Number of persons in isolation Unable to get this information</p>

Aug 19, 2020 ~ COVID 19

283 or 12.7% required hospitalization. Hospitalization rate is steadily decreasing. Peak in hospitalization rate coincided with the peak in the skilled nursing facility outbreaks.

Among confirmed cases, 1263 (56.9%) Female; 937 (43.1%) Male

8.4% Healthcare Workers

1% First Responders: EMS, Fire, Law Enforcement

65% have underlying health conditions

91 confirmed deaths **no changes since previous report**

There have been 91 confirmed deaths associated with COVID-19. This equates to 4.2% of total confirmed cases. The Charles County death rate of 4.2% is higher than the MD state average death rate of 3.5%. However, it should be noted that the majority of deaths in Charles County are associated with outbreaks in skilled nursing facilities. The death rate for Charles County is going down from a high of 7.3% now that the outbreaks at skilled nursing facilities have been contained and/or reduced.

There were 2 probable COVID-19 deaths. COVID-19 is listed as the cause of death, but laboratory testing has not yet been confirmed.

Average age of fatalities: 76.7 years

Age Distribution of Fatalities:

0-39 years: <7 (1.0%)

40-69 years: 21 (22.6%)

70-79 years: 37 (39.8%)

80+ years: 34 (36.6%)

Gender breakdown among fatalities:

50 or 53.8% Female

43 or 46.2% Male

Racial breakdown among fatalities:

44.1% Non-Hispanic White

48.4% Non-Hispanic Black

3.2% Non-Hispanic Asian

4.3% Hispanic

Location of death:

Hospital Inpatient: 58 or 62.4%

Aug 19, 2020 ~ COVID 19

	<p>Nursing Home: 24 or 25.8%</p> <p>Other/Home/Emergency Room/Outpatient: 11 or 11.8%</p>				
Countywide Race/Ethnicity demographics	<p>Statewide By Race and Ethnicity is available at https://coronavirus.maryland.gov/</p> <p>Asian: 26 (1.2%) Black/African American: 880 (39.7%) White: 429 (19.3%) Other /2+ races/American Indian/Alaskan Native: 155 (7.0%) Data not available/Declined to Answer: 728 (32.8%) Ethnicity: Hispanic 144 (6.6%) Non-Hispanic 1302 (59.7%) Data not available/Declined to Answer: 736 (33.7%)</p>				
Confirmed Cases by Zip Codes: Available information from State website. Not showing data from zip codes with less than 7 confirmed positives.	Zip code:	Total number of positive cases	Number of new positive cases since 8/17	Number of new negative labs since 8/17	Case Rate per 1000 residents
	20601	416	5	90	15.19
	20602	411	7	130	15.99
	20603	466	4	108	14.62
	20604	9	4	1	NA
	20611	8	0	5	4.56
	20613	23	0	0	NA
	20616	92	6	19	15.07
	20622	31	1	0	3.33
	20632	7	0	2	NA
	20637	53	0	12	9.50
	20640	98	2	21	9.98
	20646	291	0	94	13.54
	20658	8	0	3	NA
	20662	29	0	7	10.02
	20664	29	2	13	8.85
	20675	16	0	7	6.94
	20677	25	0	19	9.99
	20693	13	0	1	0
	20695	173	4	37	20.44
	<p>Case Rates for Zip Codes Shared by Charles County and Prince George's County: 20607, Accokeek: 17.54</p>				

Aug 19, 2020 ~ COVID 19

20613, Brandywine: 17.83

These are two of the lowest rates in Prince George's County. These rates are much closer to Waldorf and White Plains case rates.

Case rates for other Prince George's County Zip Codes that are near Charles County:

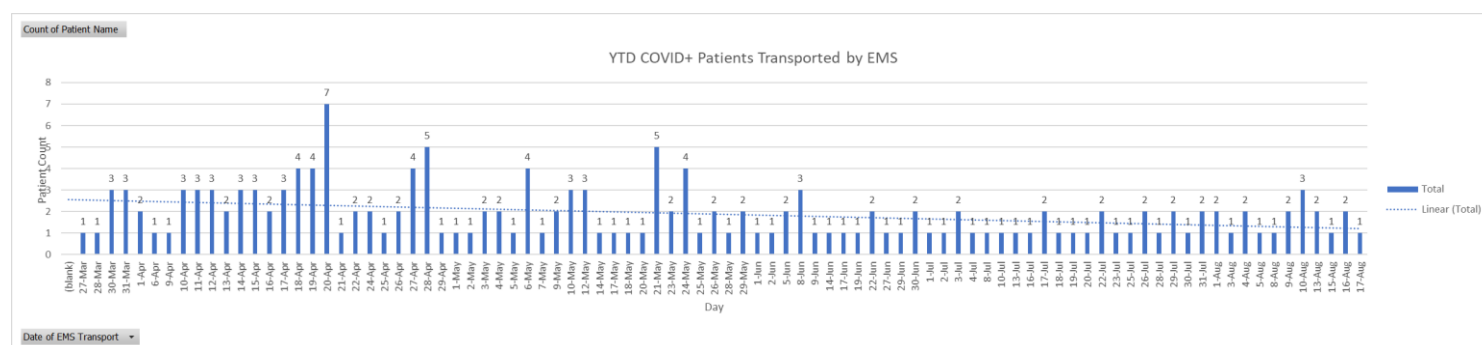
20623, Rosaryville: 17.72

20772, Upper Marlboro: 19.22

20744, Fort Washington: 20.44

Highest Case Rates among Zip Codes in Prince George's County are in the northern region of the county that surrounds Washington DC, including Hyattsville, Riverdale, Lanham, Brentwood, and Bladensburg. They are the areas of Prince George's County that are the furthest from Charles County.

Total COVID+ transported by Career & Volunteer EMS to date:



First Responders that have been exposed, are on quarantine or self-isolation

Quarantine means exposed and they can't come to work.

Self Isolation means sick or tested positive.

2 Quarantine: means exposed and they can't come to work **-4 since last report**

0 Self Isolation: means sick or tested positive **-2 since the last report**

Volunteer Fire, Career & Volunteer EMS

Stations/Apparatus:

- No Station with any contamination issues.

- No Apparatus with any contamination issues.

Personnel Exposure:

None

Incidents/Call Volume:

- No Major Incidents to Report related to COVID-19

- Monday August 10th - EMS Call Volume was above average, and Fire Call Volume was average

61 EMS Related Incidents ----- 16 Fire Related Incidents

- Tuesday August 11th - EMS Call Volume was above, and Fire Call Volume was above average

63 EMS Related Incidents ----- 13 Fire Related Incidents

Other Information:

- Continue to push out information about Social Distancing in the Stations.

****SitRep #92 ~ Aug 19, 2020 – Next SitRep Aug 21, 2020****

Aug 19, 2020 ~ COVID 19

	<ul style="list-style-type: none"> - Continue to push out Peer Support Information. - Continue to share the importance with providers about utilizing proper PPE.
Schools # of meals served:	CCPS has concluded its summer meal distribution.
Charles Regional Medical Center:	<ul style="list-style-type: none"> • Hospital Bed Capacity = 166. Census = 81 • Hospital COVID Positive Census = 7 • PUI admissions = 4 • ICU Census = 9 • Hospital ICU is now a dedicated COVID-19 Unit, and 3 East is for regular ICU overflow and has 10 beds. • A section of the 3 South Patient Care unit has been modified to be dedicated to COVID-19 positive patients only. • Isolation Room Capacity = 12 • Isolation Rooms Occupied = 8 • Ventilated COVID-19 positive patients = 2 • Ventilators not in use = 18 • EMS staff transported to CRMC on 8/18/2020: Zero (0) COVID-19 positive patients, and zero (0) PUI's.
Law Enforcement: MSP & CCSO:	<p><u>Agency COVID-19 Numbers:</u></p> <p>Charles County Sheriff's Office:</p> <ul style="list-style-type: none"> • 0 Sworn Officer quarantined • 0 Sworn Officers isolated • 0 Correctional Officer quarantined • 0 Correctional Officers isolated • 1 civilians quarantined • 0 civilians isolated. <p>Charles County Detention Center Population:</p> <ul style="list-style-type: none"> • 94 inmates • 0 COVID positive inmates • 0 Inmates with symptoms

Aug 19, 2020 ~ COVID 19

	<p>Maryland State Police:</p> <ul style="list-style-type: none">• 0 Officer Quarantined• 0 Officers Isolated <p>Maryland Transportation Authority: None local</p> <p>La Plata Police Department:</p> <ul style="list-style-type: none">• 0 Officer Quarantined• 0 Officers Isolated• 0 Civilian Isolated <p>Natural Resources Police:</p> <ul style="list-style-type: none">• 0 Officer Quarantined• 0 Officers Isolated• 0 Civilian Isolated
--	--