

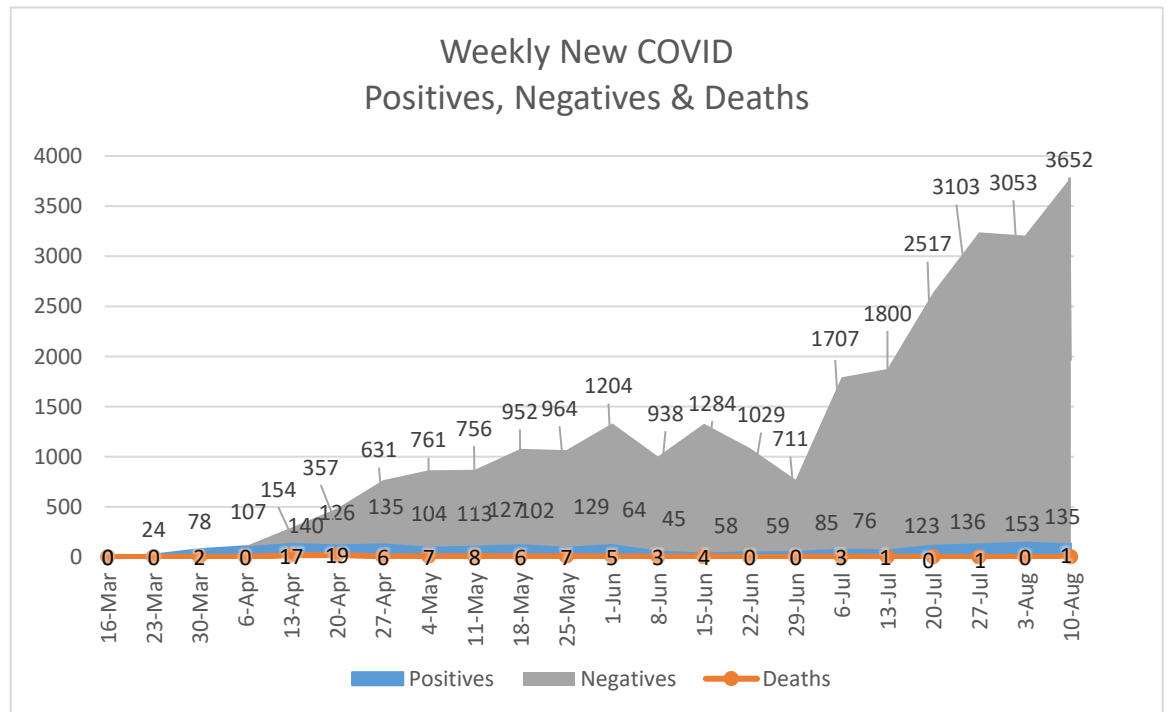
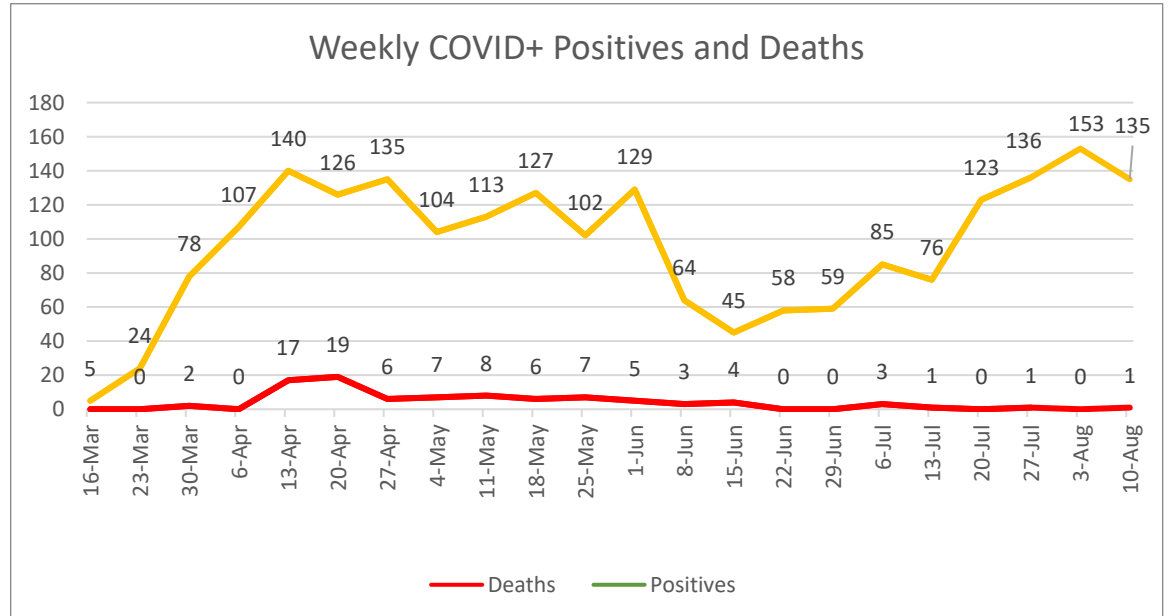
Aug 14, 2020 ~ COVID 19

Charles County Emergency Services  
Situation Report #90

**SITUATION**

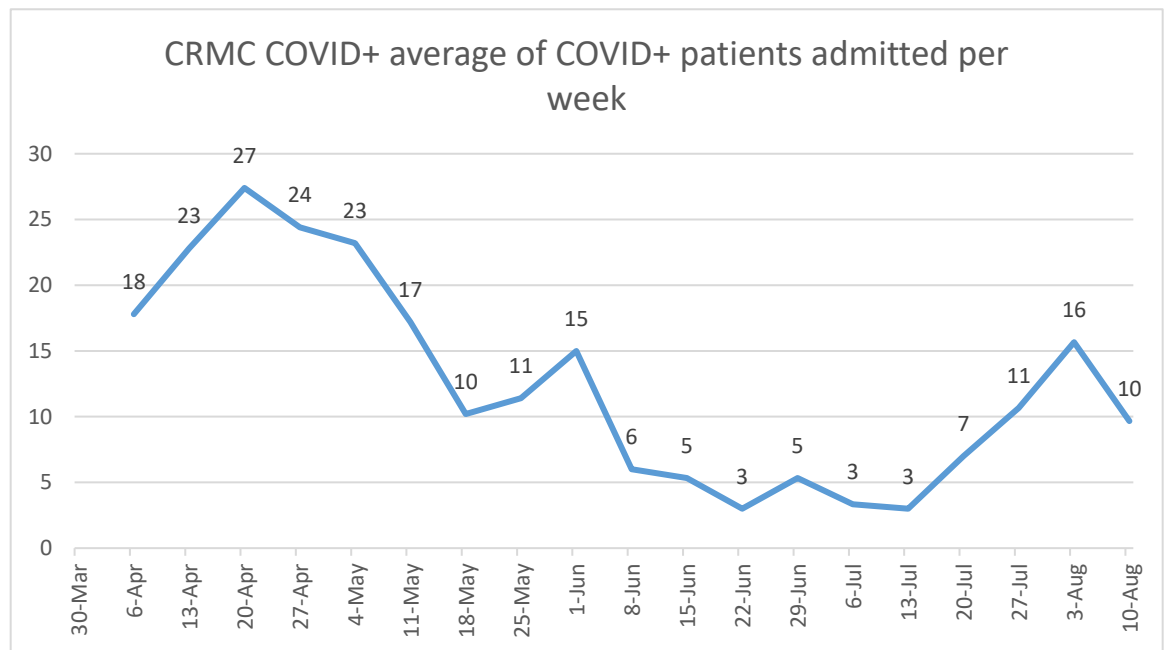
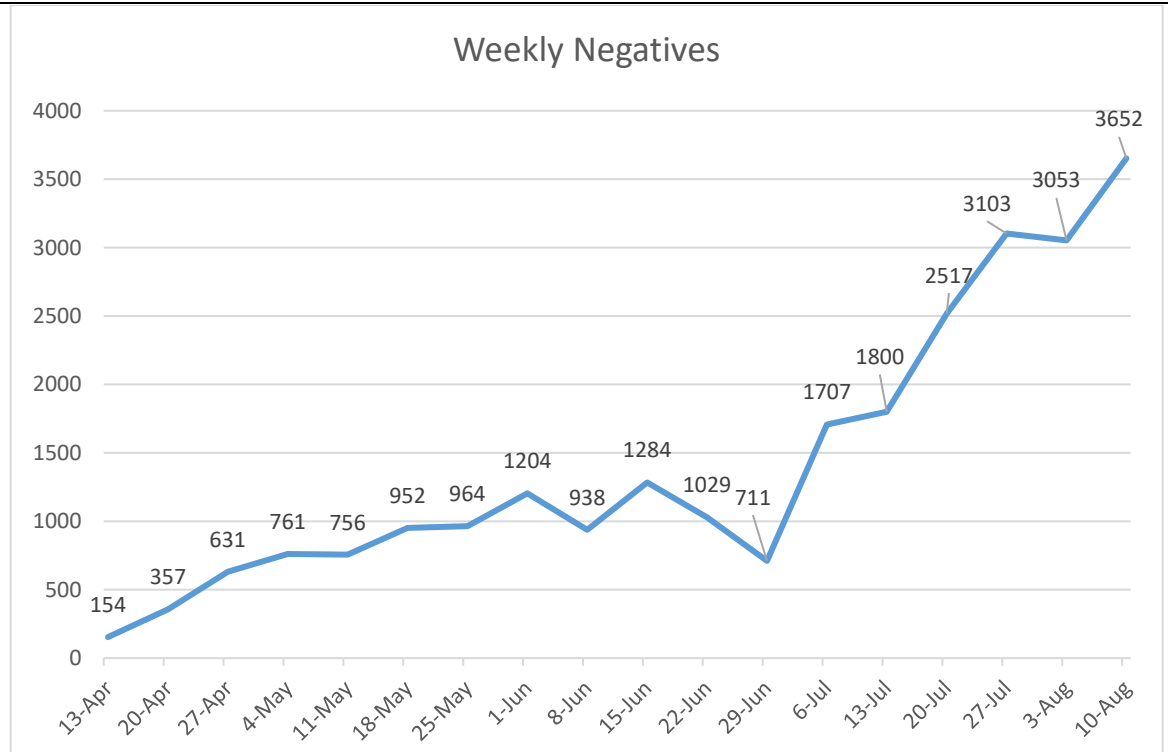
**Situation  
Summary:**

Global COVID-19 situation map [here](#)  
Maryland summary map [here](#)



**\*\*SitRep #89 ~ Aug 14, 2020 – Next SitRep Aug 17, 2020\*\***

## Aug 14, 2020 ~ COVID 19



Charts based upon the data provided by the HD

**2124 cases** total reported since the beginning of the event.  
 Average age of confirmed cases: 47.0 years  
 Age Distribution for Charles County cases:

**\*\*SitRep #89 ~ Aug 14, 2020 – Next SitRep Aug 17, 2020\*\***

## Aug 14, 2020 ~ COVID 19

<b>Charles County Dept of Health Data:</b>	Under 18 years: 130 (6.1%) 18-64 years: 1659 (78.1%) 65+ years: 335 (15.8%)
	26,973 negative tests results
	<p>Total Number of positive lab results: 2124  Number of positive lab results since 8/12: 35  Number of positive lab results in the last 24 hours: 17</p> <p>Total Number of negative lab results: 26973  Number of negative lab results since 8/12: 1088  Total testing volume for Charles County (positive and negative): 29097  Percentage of Charles County residents who have been tested for COVID-19: 15%</p> <p>Total Positivity Rate for all lab results thus far: 7.3% (state 6.3%)  7 day positivity rate for all lab results: 4.53%  Positivity Rate for all lab results since 8/12: 3.1%  Average number of days from specimen collection date to reporting to public health for all positive and negative lab results between August 5-12: 4.41 days  Average number of days from specimen collection date to reporting to public health for all positive lab results between August 5-12: 4.51 days. It ranged from 1-18 days.  Data on average number of days from specimen collection date to public health reporting will be done on a weekly basis and reported on the Wednesday or Friday report.  Recovered and released from isolation: 485  Partially recovered with improved symptoms: 55  Known asymptomatic cases: 40  This number has not been updated by Infectious Disease Program since NORC took over for contact tracing. Here is the weekly data update for contact tracing:</p> <ol style="list-style-type: none"> <li>1. Number of new positive cases from 07/26-08/01= 123</li> <li>2. Number of positives that have been contacted 07/26-08/01= 92</li> <li>3. Number of contacts identified from 07/26-08/01= 207</li> <li>4. Number of contacts that have been contacted by tracers 07/26-08/01= 86</li> </ol> <p>5 Open cases- still working  418 from CCDOH  524 from NORC  Total: 942</p> <p>6. Closed cases- no need for further tracing  394 from CCDOH  161 From NORC  Total = 555</p> <p>7. Number of persons in isolation  Unable to get this information</p>

## Aug 14, 2020 ~ COVID 19

	<p>280 or 13.1% required hospitalization. Hospitalization rate is steadily decreasing. Peak in hospitalization rate coincided with the peak in the skilled nursing facility outbreaks.</p> <p>Among confirmed cases, 1215 (57.2%) Female; 909 (42.8%) Male  8.4% Healthcare Workers  1% First Responders: EMS, Fire, Law Enforcement  65% have underlying health conditions</p> <hr/> <p>90 confirmed deaths <b>no changes since last report</b></p> <p>There have been 90 confirmed deaths associated with COVID-19. This equates to 4.2% of total confirmed cases. The Charles County death rate of 4.2% is higher than the MD state average death rate of 3.5%. However, it should be noted that the majority of deaths in Charles County are associated with outbreaks in skilled nursing facilities. The death rate for Charles County is going down from a high of 7.3% now that the outbreaks at skilled nursing facilities have been contained and/or reduced. There were 2 probable COVID-19 deaths. COVID-19 is listed as the cause of death, but laboratory testing has not yet been confirmed.</p> <p>Average age of fatalities: 76.7 years  Age Distribution of Fatalities:  0-39 years: &gt;7 (1.1%)  40-69 years: 20 (21.7%)  70-79 years: 37 (40.2%)  80+ years: 34 (37.0%)  Gender breakdown among fatalities:  49 or 53.3% Female  43 or 46.7% Male  Racial breakdown among fatalities:  43.5% Non-Hispanic White  48.9% Non-Hispanic Black  3.3% Non-Hispanic Asian  4.3% Hispanic</p>
<b>Countywide Race/Ethnicity demographics</b>	<p>Statewide By Race and Ethnicity is available at <a href="https://coronavirus.maryland.gov/">https://coronavirus.maryland.gov/</a></p> <p>Asian: 24 (1.2%)  Black/African American: 750 (35.3%)  White: 396 (18.6%)  Other /2+ races/American Indian/Alaskan Native: 141 (6.6%)  Data not available/Declined to Answer: 813 (38.3%)  Ethnicity:  Hispanic 144 (6.9%)  Non-Hispanic 1302 (62.3%)  Data not available/Declined to Answer: 643 (30.8%)</p>

## Aug 14, 2020 ~ COVID 19

**Confirmed Cases by Zip Codes:**  
Available information from State website. Not showing data from zip codes with less than 7 confirmed positives.

Zip code:	Total number of positive cases	Number of new positive cases in last 24 hours	Number of new negative labs since 8/10	Case Rate per 1000 residents
20601	403	4	97	14.66
20602	395	3	82	15.26
20603	446	4	134	14.01
20611	8	0	3	4.56
20613	23	0	0	NA
20616	81	2	17	13.27
20622	30	0	0	3.49
20632	7	0	1	NA
20637	53	0	16	9.50
20640	91	0	33	8.88
20646	283	2	69	13.16
20658	9	0	2	NA
20662	29	0	8	10.02
20664	27	0	10	8.28
20675	16	1	2	6.94
20677	25	0	13	9.99
20693	13	0	8	0
20695	162	1	39	19.43

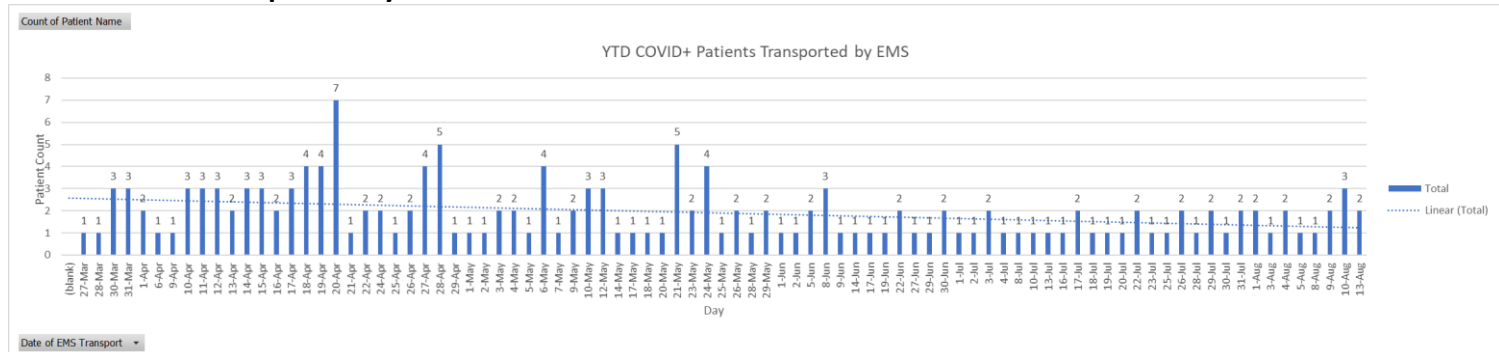
The methodology for case rate calculations by CRISP has changed slightly. Therefore, the case rate calculations by zip code have changed. They cannot be compared to the rates that were previously reported due to differing methodologies.

Case Rates for Zip Codes Shared by Charles County and Prince George's County:

20607, Accokeek: 16.65

20613, Brandywine: 16.24

### Total COVID+ transported by Career & Volunteer EMS to date:



**\*\*SitRep #89 ~ Aug 14, 2020 – Next SitRep Aug 17, 2020\*\***

## Aug 14, 2020 ~ COVID 19

<b>First Responders that have been exposed, are on quarantine or self-isolation</b>	<p>Quarantine means exposed and they can't come to work. Self Isolation means sick or tested positive.</p> <p>8 Quarantine: means exposed and they can't come to work <b>no change since last report</b> 5 Self Isolation: means sick or tested positive <b>-1 since the last report</b></p>
<b>Volunteer Fire, Career &amp; Volunteer EMS</b>	<p><b>Stations/Apparatus:</b></p> <ul style="list-style-type: none"> <li>- No Station with any contamination issues.</li> <li>- No Apparatus with any contamination issues.</li> </ul> <p><b>Personnel Exposure:</b> 2 – Providers in Quarantine</p> <p><b>Incidents/Call Volume:</b></p> <ul style="list-style-type: none"> <li>- No Major Incidents to Report related to COVID-19</li> <li>- Monday August 10<sup>th</sup> - EMS Call Volume was above average, and Fire Call Volume was average</li> </ul> <p>72 EMS Related Incidents ----- 18 Fire Related Incidents</p> <ul style="list-style-type: none"> <li>- Tuesday August 11<sup>th</sup> - EMS Call Volume was above, and Fire Call Volume was above average</li> </ul> <p>53 EMS Related Incidents ----- 20 Fire Related Incidents</p> <p><b>Other Information:</b></p> <ul style="list-style-type: none"> <li>- Continue to push out information about Social Distancing in the Stations.</li> <li>- Continue to push out Peer Support Information.</li> <li>- Continue to share the importance with providers about utilizing proper PPE.</li> </ul>
<b>Schools # of meals served:</b>	<p>On, Thursday, 8/13/20, CCPS CCPS FNS staff served 3624 meals at the 11 meal distribution sites. CCPS has served a total of 414,600 meals since schools closed on March 13. This is a combination of the COVID Closure meals (March 16 – June 12 – 321,307 meals) and Summer Meals (June 15<sup>th</sup> – August 13<sup>th</sup> – 93,293 meals). No meal distribution Friday, Saturday and Sunday</p>
<b>Charles Regional Medical Center:</b>	<ul style="list-style-type: none"> <li>• Hospital Bed Capacity = 166. Census = 83</li> <li>• Hospital COVID Positive Census = 7</li> <li>• PUI admissions = 3</li> <li>• ICU Census = 10</li> <li>• Hospital ICU in now a dedicated COVID-19 Unit, and 3 East is for regular ICU overflow and has 10 beds.</li> <li>• A section of the 3 South Patient Care unit has been modified to be dedicated to COVID-19 positive patients only.</li> <li>• Isolation Room Capacity = 12</li> </ul>

## Aug 14, 2020 ~ COVID 19

	<ul style="list-style-type: none"> <li>• Isolation Rooms Occupied = 7</li> <li>• Ventilated COVID-19 positive patients = 2</li> <li>• Ventilators not in use = 18</li> <li>• EMS staff transported to CRMC on 8/13/2020: Two (2) COVID-19 positive patients, and zero (0) PUI's.</li> </ul>
<b>Law Enforcement:</b> <b>MSP &amp; CCSO:</b>	<p>Charles County Sheriff's Office:</p> <ul style="list-style-type: none"> <li>• 0 Sworn Officer quarantined</li> <li>• 1 Sworn Officers isolated</li> <li>• 0 Correctional Officer quarantined</li> <li>• 2 Correctional Officers isolated</li> <li>• 1 civilians quarantined</li> <li>• 0 civilians isolated.</li> </ul> <p>Charles County Detention Center Population:</p> <ul style="list-style-type: none"> <li>• 100 inmates</li> <li>• 0 COVID positive inmates</li> <li>• 0 Inmates with symptoms</li> </ul> <p>Maryland State Police:</p> <ul style="list-style-type: none"> <li>• 0 Officer Quarantined</li> <li>• 0 Officers Isolated</li> </ul> <p>Maryland Transportation Authority: None local</p> <p>La Plata Police Department:</p> <ul style="list-style-type: none"> <li>• 0 Officer Quarantined</li> <li>• 0 Officers Isolated</li> <li>• 0 Civilian Isolated</li> </ul> <p>Natural Resources Police:</p> <ul style="list-style-type: none"> <li>• 0 Officer Quarantined</li> <li>• 0 Officers Isolated</li> <li>• 0 Civilian Isolated</li> </ul> <p><b>Definitions</b></p> <p><i>Quarantine:</i> Quarantine is the process of keeping an asymptomatic (no symptoms) person who had a reported exposure away from other people.</p>

**Aug 14, 2020 ~ COVID 19**

	<i>Isolation:</i> Isolation is the process of keeping a symptomatic or positive person away from all other people.
--	--