

Aug 12, 2020 ~ COVID 19

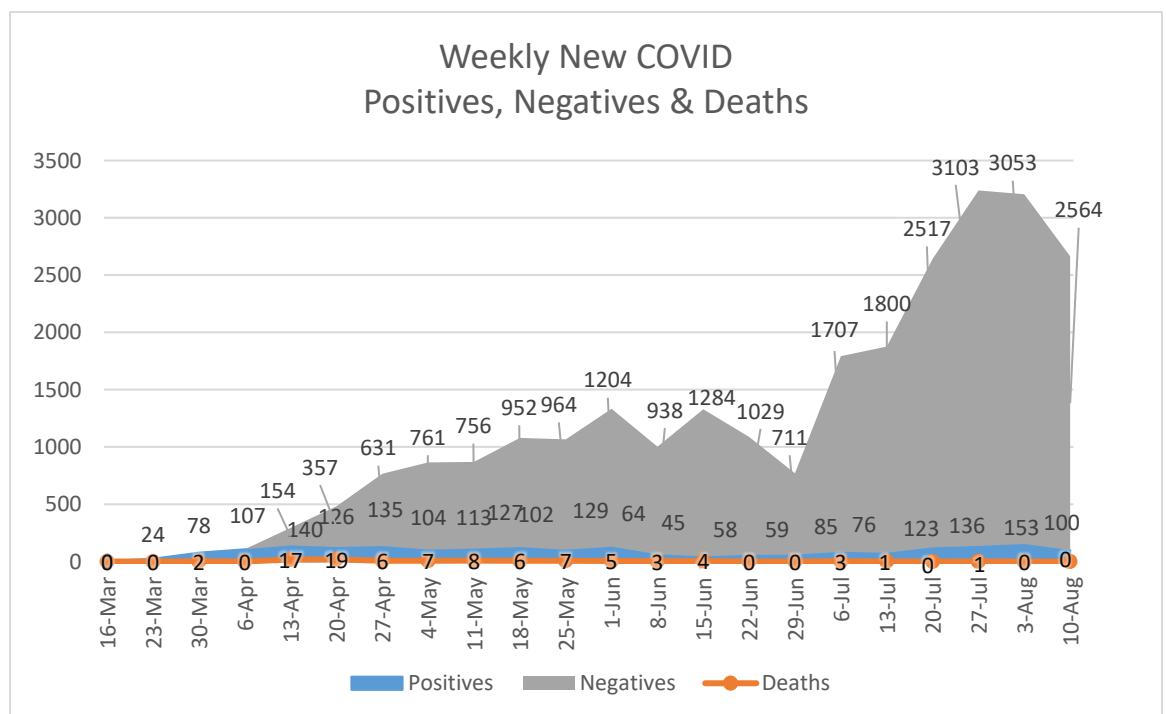
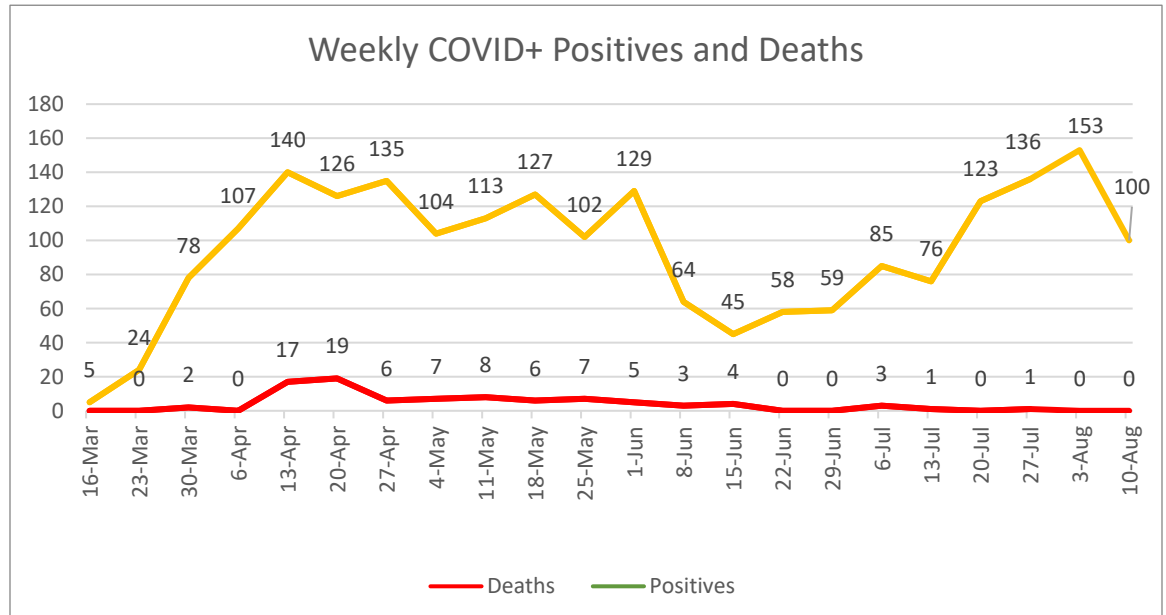
Charles County Emergency Services  
Situation Report #89

**SITUATION**

**Situation  
Summary:**

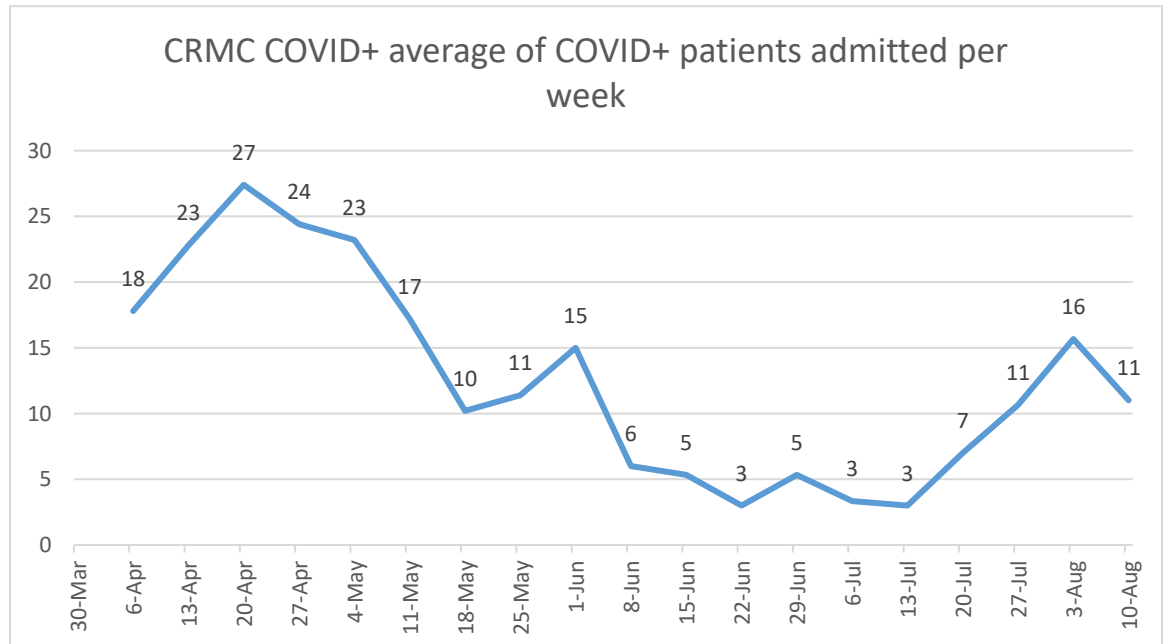
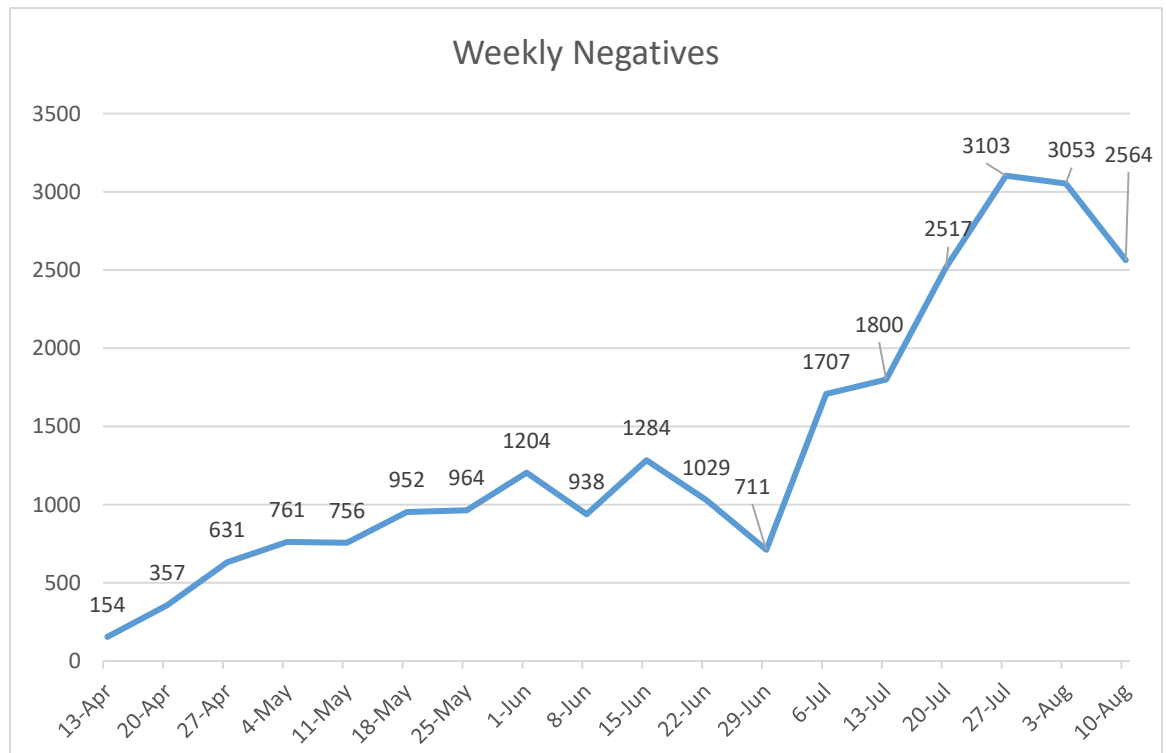
Global COVID-19 situation map [here](#)  
Maryland summary map [here](#)

Week of Aug 10 is displaying 5 days of data, all other points are 7 days of data.



**\*\*SitRep #89 ~ Aug 12, 2020 – Next SitRep Aug 14, 2020\*\***

## Aug 12, 2020 ~ COVID 19



Charts based upon the data provided by the HD

2089 cases total reported since the beginning of the event.

**\*\*SitRep #89 ~ Aug 12, 2020 – Next SitRep Aug 14, 2020\*\***

## Aug 12, 2020 ~ COVID 19

<b>Charles County Dept of Health Data:</b>	<p>Average age of confirmed cases: 47.0 years  Age Distribution for Charles County cases:  Under 18 years: 125 (6.0%)  18-64 years: 1633 (78.2%)  65+ years: 331 (15.8%)</p>
	<p>25,018 negative tests results</p>
	<p>Total Number of positive lab results: 2089  Number of positive lab results since 8/10: 44</p> <p>Total Number of negative lab results: 25885  Number of negative lab results since 8/10: 867  Total testing volume for Charles County (positive and negative): 29152  Percentage of Charles County residents who have been tested for COVID-19: 14.5%</p> <p>Total Positivity Rate for all lab results thus far: 7.1% (state 6.5%)  7 day positivity rate for all lab results: 4.45%  Positivity Rate for all lab results since 8/10: 4.8%  Average number of days from specimen collection date to reporting to public health for all positive and negative lab results between August 5-12: 4.41 days  Average number of days from specimen collection date to reporting to public health for all positive lab results between August 5-12: 4.51 days. It ranged from 1-18 days.  Data on average number of days from specimen collection date to public health reporting will be done on a weekly basis and reported on the Wednesday or Friday report.  Recovered and released from isolation: 485  Partially recovered with improved symptoms: 55  Known asymptomatic cases: 40  This number has not been updated by Infectious Disease Program since NORC took over for contact tracing. Here is the weekly data update for contact tracing:  1. Number of new positive cases from 07/26-08/01= 123  2. Number of positives that have been contacted 07/26-08/01= 92  3. Number of contacts identified from 07/26-08/01= 207  4. Number of contacts that have been contacted by tracers 07/26-08/01= 86  5 Open cases- still working  418 from CCDOH  524 from NORC  Total: 942</p> <p>6. Closed cases- no need for further tracing  394 from CCDOH  161 From NORC  Total = 555</p> <p>7. Number of persons in isolation  Unable to get this information</p>

## Aug 12, 2020 ~ COVID 19

	<p>276 or 13.2% required hospitalization. Hospitalization rate is steadily decreasing. Peak in hospitalization rate coincided with the peak in the skilled nursing facility outbreaks. There has been an increase in the number of people currently hospitalized for COVID-19, in both acute care and in the ICU. According to the MIEMSS FRED report in CRISP, there were 9 COVID-19 positive cases in acute care and 3 COVID-19 positive in the ICU on 8/11.</p> <p>89 confirmed deaths <b>no changes since last report</b></p> <p>Average age of fatalities: 76.8 years Age Distribution of Fatalities: 0-39 years: 0 40-69 years: 20 (21.9%) 70-79 years: 37 (40.7%) 80+ years: 34 (37.4%) Gender breakdown among fatalities: 49 or 53.9% Female 42 or 46.1% Male Racial breakdown among fatalities: 44.0% Non-Hispanic White 48.4% Non-Hispanic Black 3.2% Non-Hispanic Asian 4.4% Hispanic</p> <p>Location of death: Hospital Inpatient: 56 or 61.5% Nursing Home: 24 or 26.4% Other/Home/Emergency Room/Outpatient: 11 or 12.1%</p>					
Countywide Race/Ethnicity demographics	<p>Statewide By Race and Ethnicity is available at <a href="https://coronavirus.maryland.gov/">https://coronavirus.maryland.gov/</a></p> <p>Asian: 24 (1.2%) Black/African American: 748 (35.8%) White: 396 (19.0%) Other /2+ races/American Indian/Alaskan Native: 141 (6.7%) Data not available/Declined to Answer: 780 (37.3%) Ethnicity: Hispanic 144 (6.9%) Non-Hispanic 1302 (62.3%) Data not available/Declined to Answer: 643 (30.8%)</p>					
Confirmed Cases by Zip Codes: Available information from State website.	Zip code:	Total number of positive cases	Number of new positive cases in last 24 hours	Number of new negative labs since 8/10	Case Rate per 1000 residents	

**Aug 12, 2020 ~ COVID 19**

**Not showing data from zip codes with less than 7 confirmed positives.**

20601	396	5	117	14.43
20602	391	0	111	15.11
20603	442	4	124	13.92
20611	8	1	2	4.56
20613	23	0	0	NA
20616	75	0	34	12.28
20622	30	0	0	3.49
20632	7	0	1	NA
20637	53	0	27	9.50
20640	91	0	28	8.88
20646	281	4	250	13.06
20658	9	0	1	NA
20662	28	0	11	9.69
20664	27	0	13	8.28
20675	14	0	8	6.48
20677	22	0	17	8.84
20693	13	0	2	0
20695	156	1	108	13.06

Case Rates for Zip Codes Shared by Charles County and Prince George's County:

20607, Accokeek: 16.56

20613, Brandywine: 17.25

These are two of the lowest rates in Prince George's County. These rates are much closer to Waldorf and White Plains case rates.

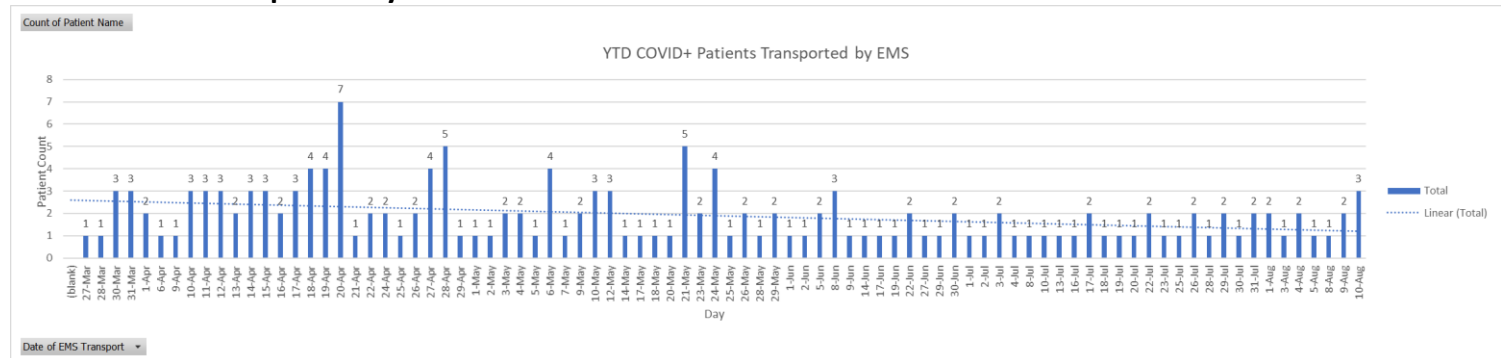
Case rates for other Prince George's County Zip Codes that are near Charles County:

20623, Rosaryville: 16.02

20772, Upper Marlboro: 18.35

20744, Fort Washington: 19.50

**Total COVID+ transported by Career & Volunteer EMS to date:**



**First Responders that have been exposed, are on quarantine or self-isolation**

Quarantine means exposed and they can't come to work.

Self Isolation means sick or tested positive.

8 Quarantine: means exposed and they can't come to work -1 since last report

6 Self Isolation: means sick or tested positive -2 since the last report.

**Aug 12, 2020 ~ COVID 19**

<b>Volunteer Fire, Career &amp; Volunteer EMS</b>	<p><b>Stations/Apparatus:</b></p> <ul style="list-style-type: none"> <li>- No Station with any contamination issues.</li> <li>- No Apparatus with any contamination issues.</li> </ul> <p><b>Personnel Exposure:</b> 2 – Providers in Quarantine</p> <p><b>Incidents/Call Volume:</b></p> <ul style="list-style-type: none"> <li>- No Major Incidents to Report related to COVID-19</li> <li>- Monday August 10<sup>th</sup> - EMS Call Volume was average, and Fire Call Volume was average</li> </ul> <p>53 EMS Related Incidents ----- 15 Fire Related Incidents</p> <ul style="list-style-type: none"> <li>- Tuesday August 11<sup>th</sup> - EMS Call Volume was above, and Fire Call Volume was above average</li> </ul> <p>68 EMS Related Incidents ----- 16 Fire Related Incidents</p> <p><b>Other Information:</b></p> <ul style="list-style-type: none"> <li>- Continue to push out information about Social Distancing in the Stations.</li> <li>- Continue to push out Peer Support Information.</li> </ul>
<b>Schools # of meals served:</b>	On, Tuesday, 8/11/20, CCPS served 1444 meals at our 11 distribution sites. This total was -108 from meals distributed on Monday, 8/10/20.
<b>Charles Regional Medical Center:</b>	<ul style="list-style-type: none"> <li>• Hospital Bed Capacity = 166. Census = 87</li> <li>• Hospital COVID Positive Census = 11</li> <li>• PUI admissions = 5</li> <li>• ICU Census = 11</li> <li>• Hospital ICU is now a dedicated COVID-19 Unit, and 3 East is for regular ICU overflow and has 10 beds.</li> <li>• A section of the 3 South Patient Care unit has been modified to be dedicated to COVID-19 positive patients only.</li> <li>• Isolation Room Capacity = 12</li> <li>• Isolation Rooms Occupied = 7</li> <li>• Ventilated COVID-19 positive patients = 3</li> <li>• Ventilators not in use = 17</li> </ul>

**Aug 12, 2020 ~ COVID 19**

	<ul style="list-style-type: none"><li>• EMS staff transported to CRMC on 8/11/2020: Zero (0) COVID-19 positive patients, and zero (0) PUI's.</li></ul>
<b>Law Enforcement: MSP &amp; CCSO:</b>	<p><b><u>Agency COVID-19 Numbers:</u></b></p> <p>Charles County Sheriff's Office:</p> <ul style="list-style-type: none"><li>• 0 Sworn Officer quarantined</li><li>• 2 Sworn Officers isolated</li><li>• 0 Correctional Officer quarantined</li><li>• 2 Correctional Officers isolated</li><li>• 1 civilians quarantined</li><li>• 1 civilians isolated.</li></ul> <p>Charles County Detention Center Population:</p> <ul style="list-style-type: none"><li>• 100 inmates</li><li>• 0 COVID positive inmates</li><li>• 0 Inmates with symptoms</li></ul> <p>Maryland State Police:</p> <ul style="list-style-type: none"><li>• 0 Officer Quarantined</li><li>• 0 Officers Isolated</li></ul> <p>Maryland Transportation Authority: None local</p> <p>La Plata Police Department:</p> <ul style="list-style-type: none"><li>• 0 Officer Quarantined</li><li>• 0 Officers Isolated</li><li>• 0 Civilian Isolated</li></ul> <p>Natural Resources Police:</p> <ul style="list-style-type: none"><li>• 0 Officer Quarantined</li><li>• 0 Officers Isolated</li><li>• 0 Civilian Isolated</li></ul> <p><b>Definitions</b></p> <p><i>Quarantine:</i> Quarantine is the process of keeping an asymptomatic (no symptoms) person who had a reported exposure away from other people.</p> <p><i>Isolation:</i> Isolation is the process of keeping a symptomatic or positive person away from all other people.</p>

**Aug 12, 2020 ~ COVID 19**

**\*\*SitRep #89 ~ Aug 12, 2020 – Next SitRep Aug 14, 2020\*\***