

Aug 10, 2020 ~ COVID 19

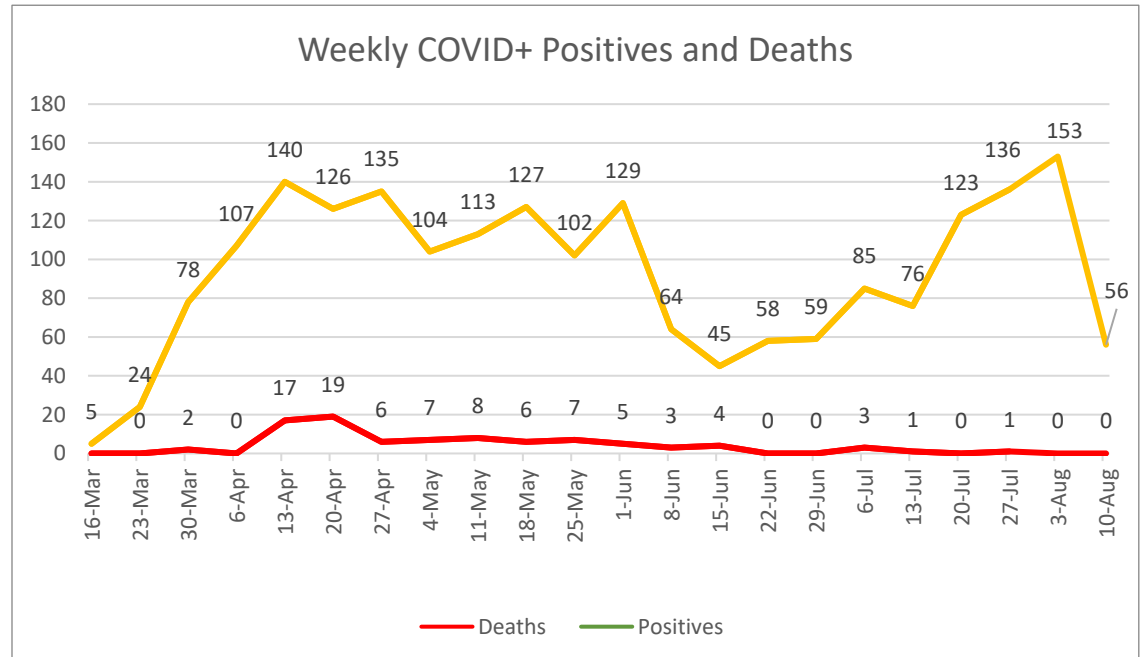
Charles County Emergency Services  
Situation Report #88

**SITUATION**

**Situation  
Summary:**

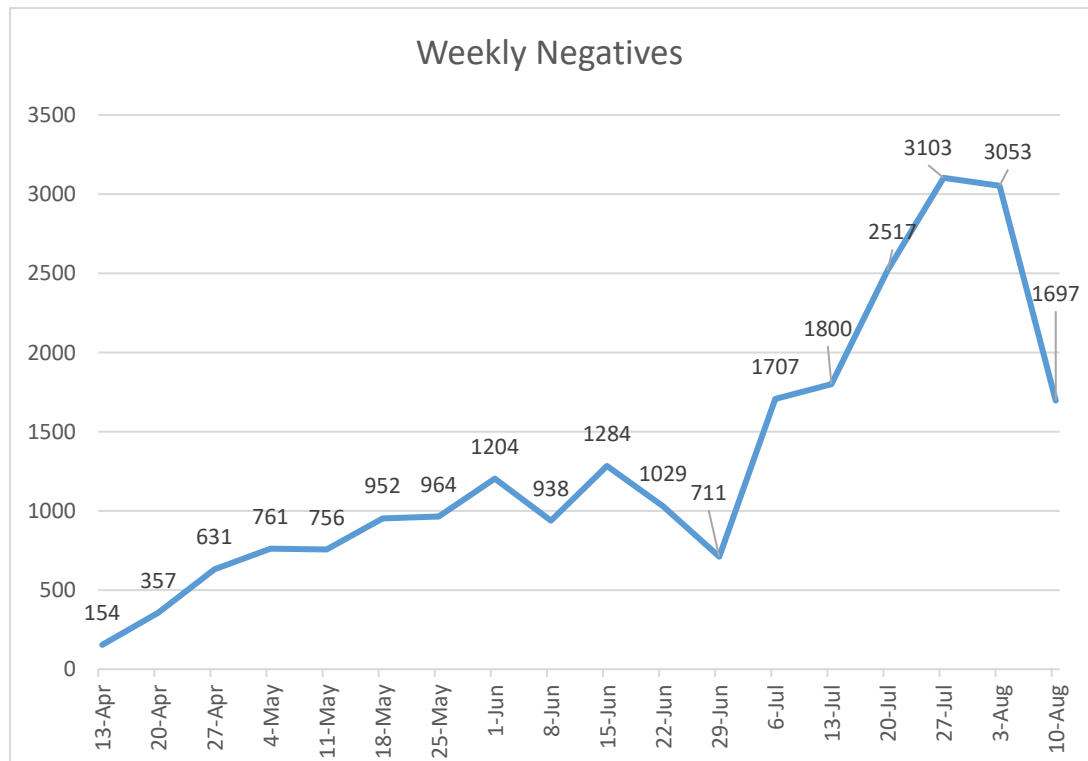
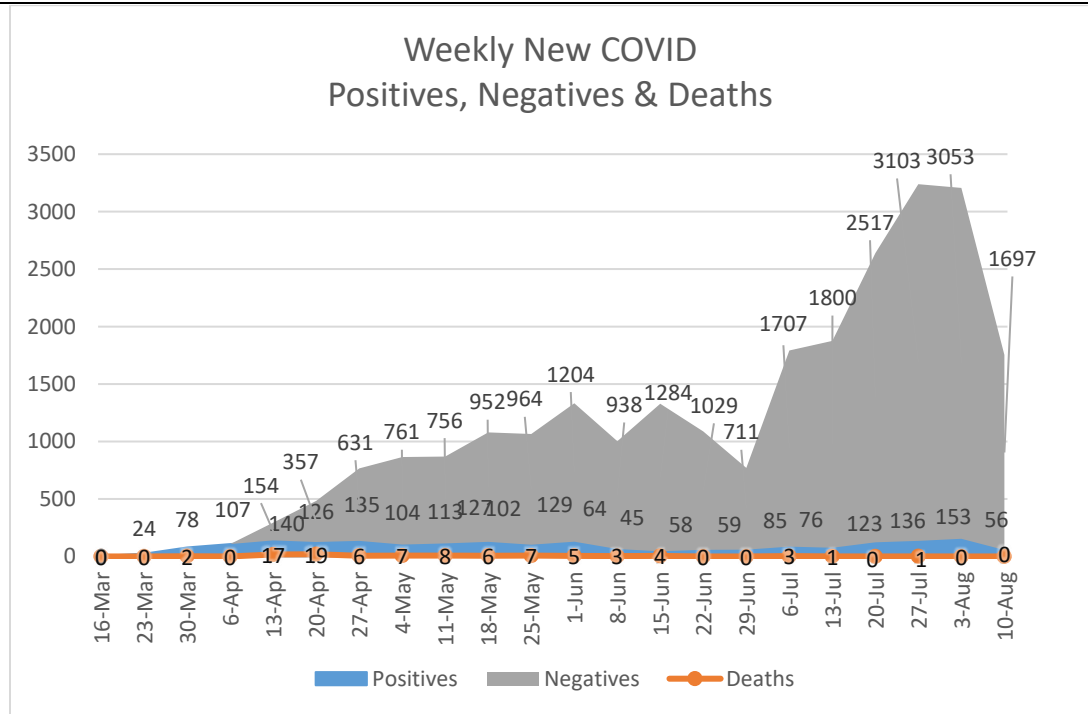
Global COVID-19 situation map [here](#)  
Maryland summary map [here](#)

Week of Aug 10 is displaying 3 days of data, all other points are 7 days of data.



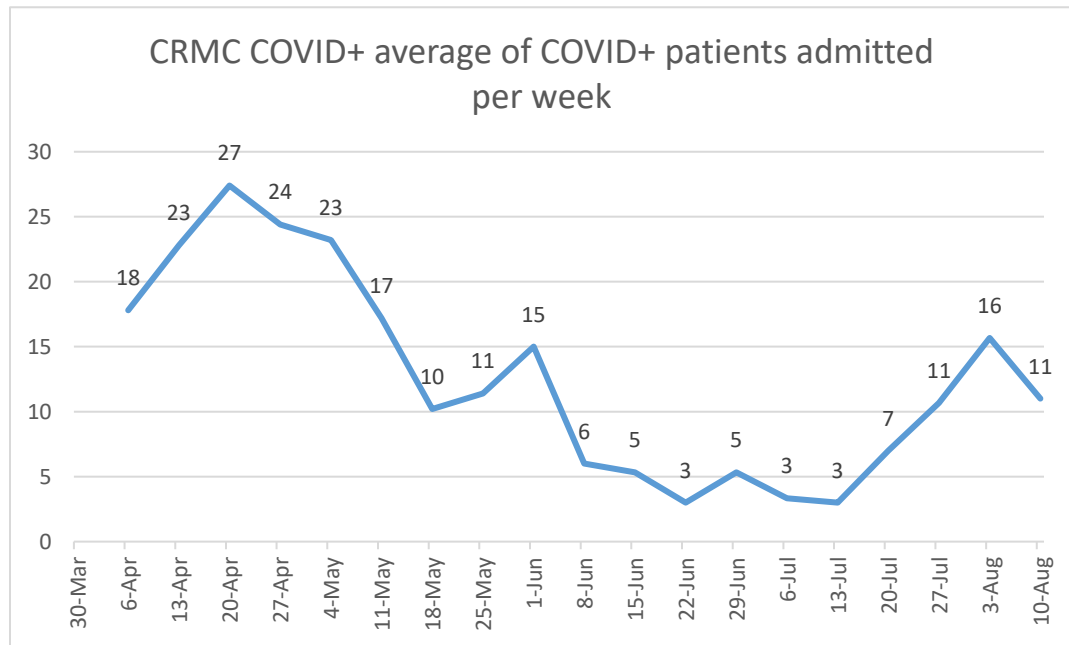
**\*\*SitRep #88 ~ Aug 10, 2020 – Next SitRep Aug 12, 2020\*\***

## Aug 10, 2020 ~ COVID 19



**\*\*SitRep #88 ~ Aug 10, 2020 – Next SitRep Aug 12, 2020\*\***

## Aug 10, 2020 ~ COVID 19



Charts based upon the data provided by the HD

### Charles County Dept of Health Data:

**2045 cases** total reported since the beginning of the event.

Average age of confirmed cases: 47.0 years

Age Distribution for Charles County cases:

Under 18 years: 121 (5.9%)

18-64 years: 1599 (78.2%)

65+ years: 325 (15.9%)

**25,018 negative tests results**

Total Number of negative lab results: 25018

Number of negative lab results since 8/7: 1697

Total testing volume for Charles County (positive and negative): 27063

Percentage of Charles County residents who have been tested for COVID-19: 14.1%

Total Positivity Rate for all lab results thus far: 7.5% (state 6.6%)

7 day positivity rate for all lab results: 4.18%

Positivity Rate for all lab results since 8/7: 3.2%

Average number of days from specimen collection date to reporting to public health for all positive and negative lab results between July 22-29: 7.02 days

Average number of days from specimen collection date to reporting to public health for all positive lab results between July 22-29: 8.48 days

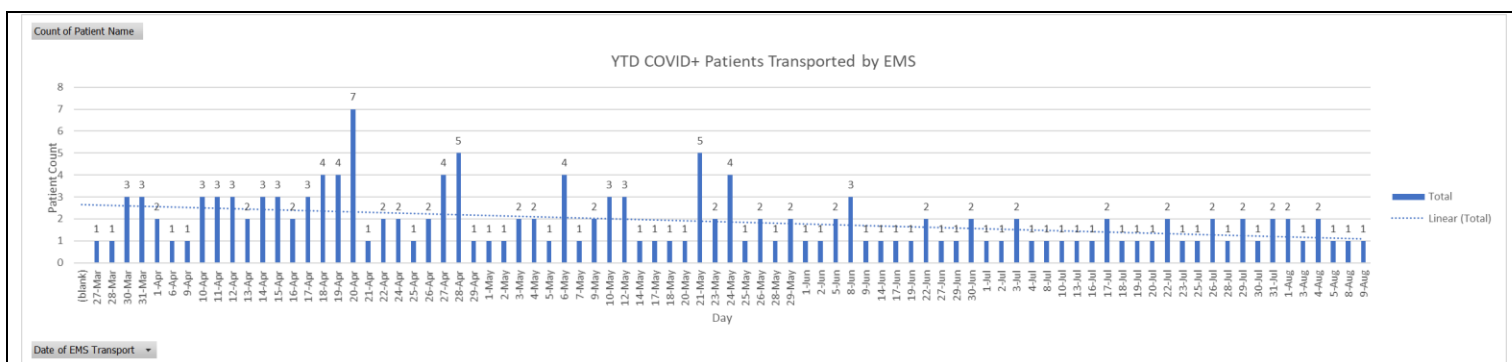
## Aug 10, 2020 ~ COVID 19

	<p>Data on average number of days from specimen collection date to public health reporting will be done on a weekly basis and reported on the Friday report. Updated numbers will be provided on the Wednesday report.</p> <p>Recovered and released from isolation: 485</p> <p>Partially recovered with improved symptoms: 55</p> <p>Known asymptomatic cases: 40</p> <p>272 or 13.3% required hospitalization. Hospitalization rate is steadily decreasing. Peak in hospitalization rate coincided with the peak in the skilled nursing facility outbreaks.</p> <p>There has been an increase in the number of people currently hospitalized for COVID-19, in both acute care and in the ICU. According to the MIEMSS FRED report in CRISP, there were 10 COVID-19 positive cases in acute care and 3 COVID-19 positive in the ICU on 8/9.</p> <p>Among confirmed cases, 1171 (57.3%) Female; 874 (42.7%) Male</p> <p>8.4% Healthcare Workers</p> <p>1% First Responders: EMS, Fire, Law Enforcement</p> <p>65% have underlying health conditions</p>
	<p>89 confirmed deaths <b>no changes since last report</b></p> <p>Average age of fatalities: 76.8 years</p> <p>Age Distribution of Fatalities:</p> <p>0-39 years: 0</p> <p>40-69 years: 20 (21.9%)</p> <p>70-79 years: 37 (40.7%)</p> <p>80+ years: 34 (37.4%)</p> <p>Gender breakdown among fatalities:</p> <p>49 or 53.9% Female</p> <p>42 or 46.1% Male</p> <p>Racial breakdown among fatalities:</p> <p>44.0% Non-Hispanic White</p> <p>48.4% Non-Hispanic Black</p> <p>3.2% Non-Hispanic Asian</p> <p>4.4% Hispanic</p> <p>Location of death:</p> <p>Hospital Inpatient: 56 or 61.5%</p> <p>Nursing Home: 24 or 26.4%</p> <p>Other/Home/Emergency Room/Outpatient: 11 or 12.1%</p>
<b>Countywide Race/Ethnicity demographics</b>	<p>Statewide By Race and Ethnicity is available at <a href="https://coronavirus.maryland.gov/">https://coronavirus.maryland.gov/</a></p> <p>Asian: 24 (1.2%)</p> <p>Black/African American: 745 (36.4%)</p> <p>White: 395 (19.3%)</p> <p>Other /2+ races/American Indian/Alaskan Native: 141 (6.9%)</p> <p>Data not available/Declined to Answer: 740 (36.2%)</p> <p>Ethnicity:</p> <p>Hispanic 144 (7.0%)</p> <p>Non-Hispanic 1302 (63.7%)</p>

# Aug 10, 2020 ~ COVID 19

	Data not available/Declined to Answer: 599 (29.3%)				
<b>Confirmed Cases by Zip Codes:</b> <b>Available information from State website.</b> <b>Not showing data from zip codes with less than 7 confirmed positives.</b>	Zip code:	Total number of positive cases	Number of new positive cases since 8/7	Number of new negative labs since 8/7	Case Rate per 1000 residents
	20601	384	10	231	13.90
	20602	388	10	334	14.96
	20603	433	9	255	13.60
	20611	7	0	7	3.91
	20613	23	0	0	NA
	20616	74	7	47	11.79
	20622	28	0	0	3.02
	20632	7	0	5	NA
	20637	53	5	54	9.33
	20640	91	2	191	8.88
	20646	274	9	306	12.63
	20658	9	0	4	NA
	20662	28	0	20	9.69
	20664	27	0	23	8.28
	20675	13	1	6	6.02
	20677	22	0	26	8.84
	20693	13	1	5	0
	20695	150	3	161	17.79
	<p>Case Rates for Zip Codes Shared by Charles County and Prince George’s County: 20607, Accokeek: 15.84 20613, Brandywine: 16.89 These are two of the lowest rates in Prince George’s County. These rates are much closer to Waldorf and White Plains case rates. Case rates for other Prince George’s County Zip Codes that are near Charles County: 20623, Rosaryville: 16.02 20772, Upper Marlboro: 17.78 20744, Fort Washington: 19.14</p>				
<b>Total COVID+ transported by Career &amp; Volunteer EMS to date:</b>					

## Aug 10, 2020 ~ COVID 19



### First Responders that have been exposed, are on quarantine or self-isolation

Quarantine means exposed and they can't come to work.  
Self Isolation means sick or tested positive.

9 Quarantine: means exposed and they can't come to work **+1 since last report**  
8 Self Isolation: means sick or tested positive **+4 since the last report**

### Volunteer Fire, Career & Volunteer EMS

#### Stations/Apparatus:

- No Station with any contamination issues.
- No Apparatus with any contamination issues.

#### Personnel Exposure:

- 1 – Isolation due to positive COVID Test
- 2 – Quarantine due to Patient Exposure on an Incident

#### Incidents/Call Volume:

- No Major Incidents to Report related to COVID-19
- Friday August 7<sup>th</sup> - EMS Call Volume was average, and Fire Call Volume was average

48 EMS Related Incidents ----- 20 Fire Related Incidents

- Saturday August 8<sup>th</sup> - EMS Call Volume was average, and Fire Call Volume was average

59 EMS Related Incidents ----- 14 Fire Related Incidents

- Sunday August 9<sup>th</sup> – EMS Call Volume was average, and Fire Call Volume was average

47 EMS Related Incidents ----- 16 Fire Related Incidents

#### Other Information:

- Continue to push out information about Social Distancing in the Stations.
- Continue to push out Peer Support Information.

### Schools # of meals served:

No meal distribution Friday, Saturday and Sunday.

### Charles Regional Medical Center:

- Hospital Bed Capacity = 166. Census = 75
- Hospital COVID Positive Census = 11

**Aug 10, 2020 ~ COVID 19**

	<ul style="list-style-type: none"><li>• PUI admissions = 4</li><li>• ICU Census = 13</li><li>• Hospital ICU in now a dedicated COVID-19 Unit, and 3 East is for regular ICU overflow and has 10 beds.</li><li>• A section of the 3 South Patient Care unit has been modified to be dedicated to COVID-19 positive patients only.</li><li>• Isolation Room Capacity = 12</li><li>• Isolation Rooms Occupied = 6</li><li>• Ventilated COVID-19 positive patients = 2</li><li>• Ventilators not in use = 18</li><li>• EMS staff transported to CRMC over the time period of 8/8/2020 &amp; 8/9/2020: Two (2) COVID-19 positive patients.</li></ul>
<b>Law Enforcement: MSP &amp; CCSO:</b>	<p><b><u>Agency COVID-19 Numbers:</u></b></p> <p>Charles County Sheriff's Office:</p> <ul style="list-style-type: none"><li>• 0 Sworn Officer quarantined</li><li>• 2 Sworn Officers isolated</li><li>• 0 Correctional Officer quarantined</li><li>• 2 Correctional Officers isolated</li><li>• 1 civilians quarantined</li><li>• 1 civilians isolated.</li></ul> <p>Charles County Detention Center Population:</p> <ul style="list-style-type: none"><li>• 98 inmates</li><li>• 0 COVID positive inmates</li><li>• 0 Inmates with symptoms</li></ul> <p>Maryland State Police:</p> <ul style="list-style-type: none"><li>• 0 Officer Quarantined</li><li>• 0 Officers Isolated</li></ul> <p>Maryland Transportation Authority: None local</p> <p>La Plata Police Department:</p>

**Aug 10, 2020 ~ COVID 19**

- 0 Officer Quarantined
- 0 Officers Isolated
- 0 Civilian Isolated

Natural Resources Police:

- 0 Officer Quarantined
- 0 Officers Isolated
- 0 Civilian Isolated

**Definitions**

*Quarantine:* Quarantine is the process of keeping an asymptomatic (no symptoms) person who had a reported exposure away from other people.

*Isolation:* Isolation is the process of keeping a symptomatic or positive person away from all other people.