

Aug 5, 2020 ~ COVID 19

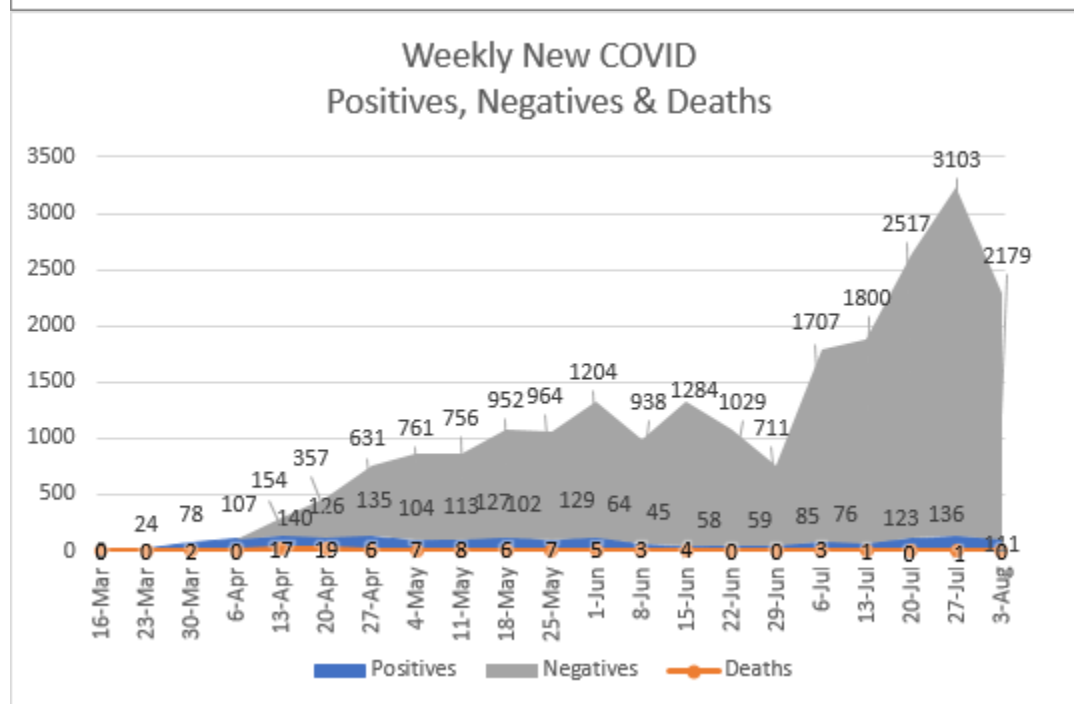
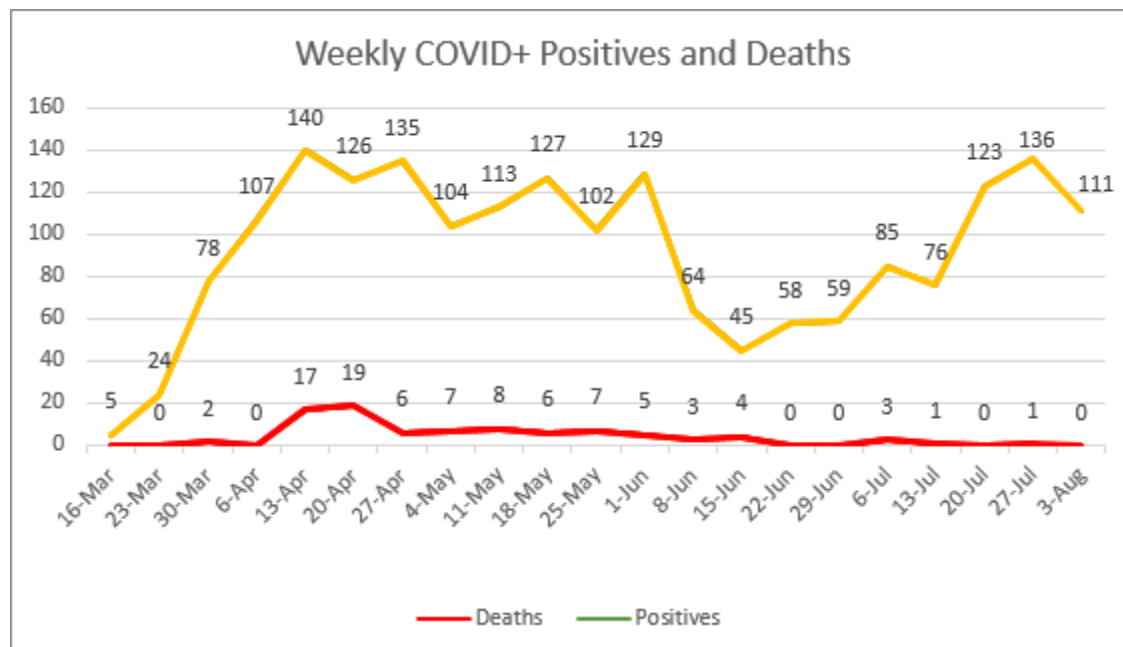
Charles County Emergency Services Situation Report #86

SITUATION

Situation Summary:

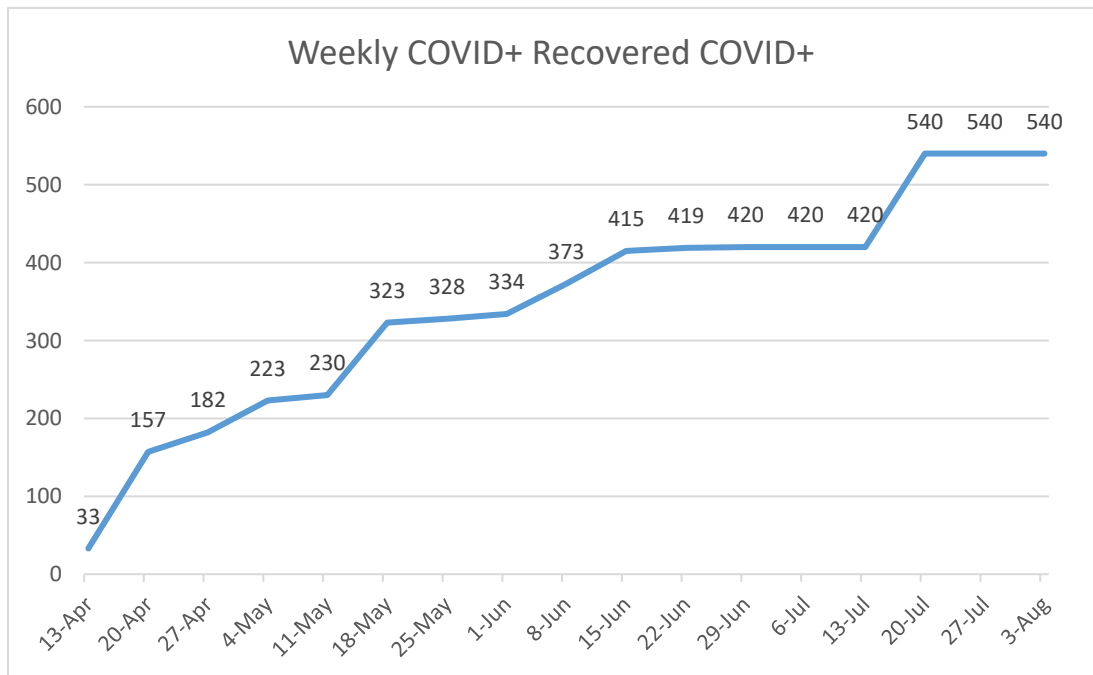
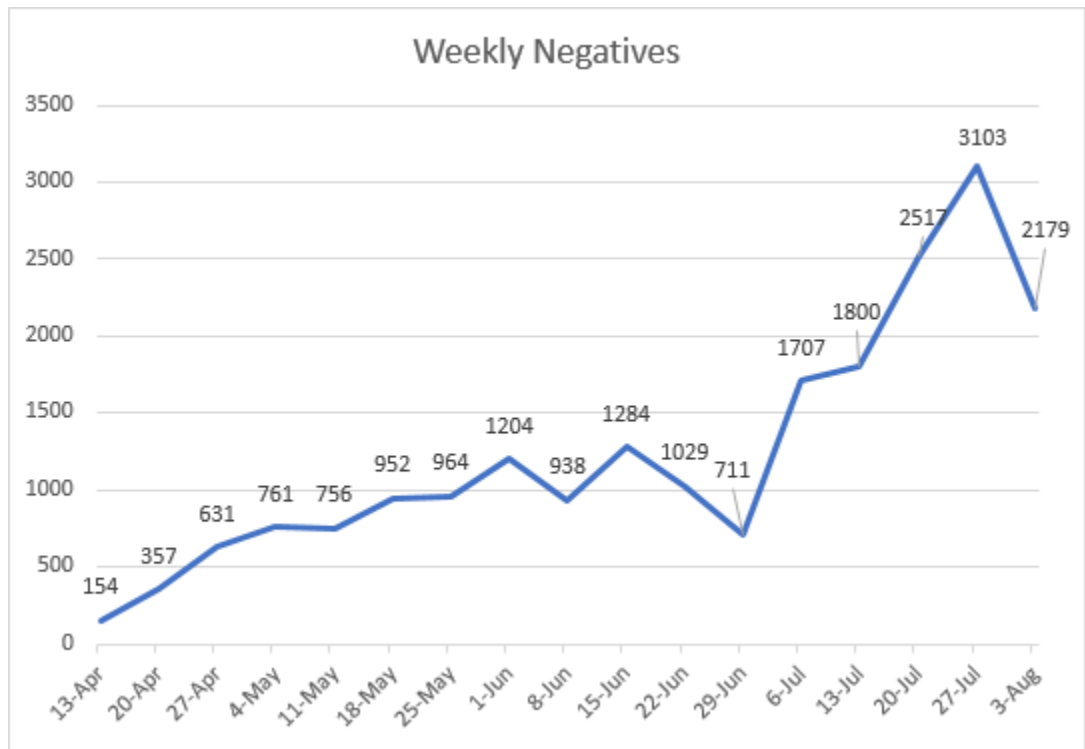
Global COVID-19 situation map [here](#)
Maryland summary map [here](#)

Data for Aug 3 is 5 days of data, all other points at 7 days.



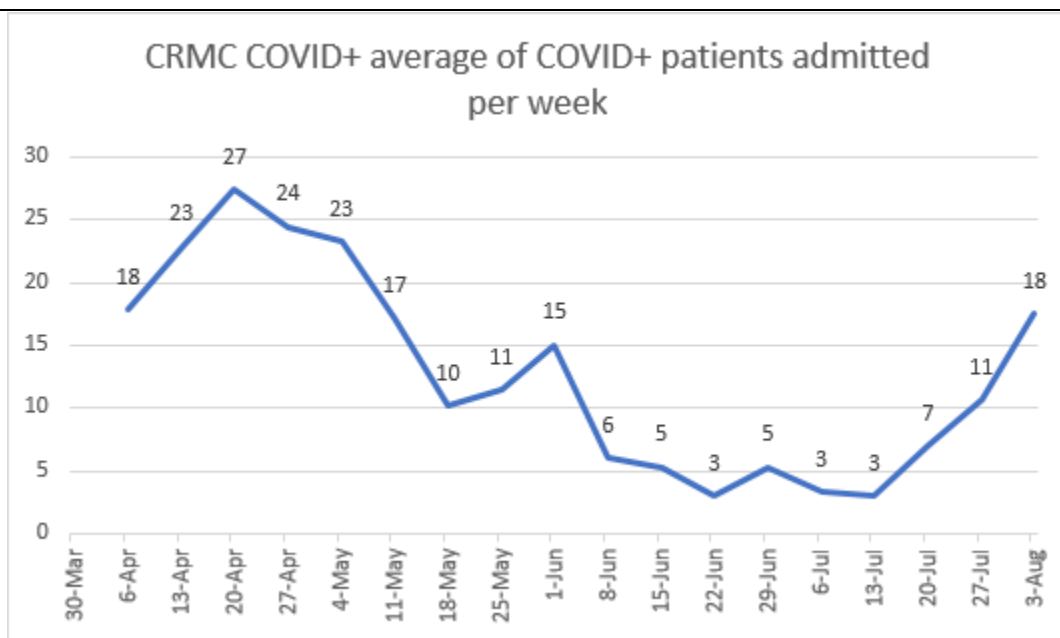
****SitRep #86 ~ Aug , 2020 – Next SitRep Aug 7, 2020****

Aug 5, 2020 ~ COVID 19



****SitRep #86 ~ Aug , 2020 – Next SitRep Aug 7, 2020****

Aug 5, 2020 ~ COVID 19



Charts based upon the data provided by the HD

Charles County Dept of Health Data:

1947 cases total reported since the beginning of the event.

Average age of confirmed cases: 47.0 years

Age Distribution for Charles County cases:

Under 18 years: 106 (5.5%)

18-64 years: 1521 (78.1%)

65+ years: 320 (16.4%)

22,447 negative tests results

Total Number of positive lab results: 1947

Number of positive lab results since 8/3: 34

Total Number of negative lab results: 22447

Number of negative lab results since 8/3: 866

Total testing volume for Charles County (positive and negative): 24395

Percentage of Charles County residents who have been tested for COVID-19: 13%

Total Positivity Rate for all lab results thus far: 7.9% (state 6.9%)

7 day positivity rate for all lab results: 5.03%

Positivity Rate for all lab results since 8/3: 3.8%

Average number of days from specimen collection date to reporting to public health for all positive and negative lab results between July 22-29: 7.02 days

Aug 5, 2020 ~ COVID 19

	<p>Average number of days from specimen collection date to reporting to public health for all positive lab results between July 22-29: 8.48 days</p> <p>Data on average number of days from specimen collection date to public health reporting will be done on a weekly basis and reported on the Friday report.</p> <p>Recovered and released from isolation: 485</p> <p>Partially recovered with improved symptoms: 55</p> <p>Known asymptomatic cases: 40</p> <p>This number has not been updated by Infectious Disease Program. When I get back from vacation, I will be working with the other epidemiologists in the state to get more information from COVIDlink on how to build reports so I can get this information out of the system on my own. A meeting is scheduled for August 11th.</p> <p>268 or 13.8% required hospitalization. Hospitalization rate is steadily decreasing. Peak in hospitalization rate coincided with the peak in the skilled nursing facility outbreaks.</p> <p>There has been an increase in the number of people currently hospitalized for COVID-19, in both acute care and in the ICU. According to the MIEMSS FRED report in CRISP, there were 13 COVID-19 positive cases in acute care and 6 COVID-19 positive in the ICU on 8/4.</p> <p>Among confirmed cases, 1114 (57.2%) Female; 833 (42.8%) Male</p> <p>8.4% Healthcare Workers</p> <p>1% First Responders: EMS, Fire, Law Enforcement</p> <p>65% have underlying health conditions</p>
	<p>89 confirmed deaths no changes since last report</p> <p>Average age of fatalities: 76.8 years</p> <p>Age Distribution of Fatalities:</p> <p>0-39 years: 0</p> <p>40-69 years: 20 (21.9%)</p> <p>70-79 years: 37 (40.7)</p> <p>80+ years: 34 (37.4%)</p> <p>Gender breakdown among fatalities:</p> <p>49 or 53.9% Female</p> <p>42 or 46.1% Male</p> <p>Racial breakdown among fatalities:</p> <p>44.0% Non-Hispanic White</p> <p>48.4% Non-Hispanic Black</p> <p>3.2% Non-Hispanic Asian</p> <p>4.4% Hispanic</p> <p>Location of death:</p> <p>Hospital Inpatient: 56 or 61.5%</p> <p>Nursing Home: 24 or 26.4%</p> <p>Other/Home/Emergency Room/Outpatient: 11 or 12.1%</p>

Aug 5, 2020 ~ COVID 19

Countywide Race/Ethnicity demographics	Statewide By Race and Ethnicity is available at https://coronavirus.maryland.gov/ Asian: 24 (1.0%) Black/African American: 723 (37.1%) White: 378 (19.4%) Other /2+ races/American Indian/Alaskan Native: 136 (7.0%) Data not available/Declined to Answer: 691 (35.5%) Ethnicity: Hispanic 136 (7.0%) Non-Hispanic 1274 (65.4%) Data not available/Declined to Answer: 537 (27.6%)					
Confirmed Cases by Zip Codes: Available information from State website. Not showing data from zip codes with less than 7 confirmed positives.	Zip code:	Total number of positive cases	Number of new positive cases since 8/3	Number of new negative labs since 8/3	Case Rate per 1000 residents	
	20601	370	8	91	15.15	
	20602	367	5	170	14.91	
	20603	412	9	110	14.15	
	20613	23	0	0	NA	
	20616	65	0	24	11.10	
	20622	28	0	0	5.92	
	20632	7	0	1	NA	
	20637	47	0	21	8.85	
	20640	88	5	38	8.43	
	20646	259	3	313	13.61	
	20658	9	1	2	NA	
	20662	28	1	7	9.54	
	20664	27	1	8	9.04	
	20675	12	0	5	7.18	
	20677	22	1	10	9.47	
	20693	12	0	6	11.03	
	20695	140	3	46	20.90	
	Case Rates for Zip Codes Shared by Charles County and Prince George’s County: 20607, Accokeek: 17.24 20613, Brandywine: 19.31 These are two of the lowest rates in Prince George’s County. These rates are much closer to Waldorf and White Plains case rates. Case rates for other Prince George’s County Zip Codes that are near Charles County: 20623, Rosaryville: 17.13 20772, Upper Marlboro: 17.95 20744, Fort Washington: 20.13					

Aug 5, 2020 ~ COVID 19

Total COVID+ transported by Career & Volunteer EMS to date: <div style="text-align: center;"> <p>YTD COVID+ Patients Transported by EMS</p> </div>	
First Responders that have been exposed, are on quarantine or self-isolation	<p>Quarantine means exposed and they can't come to work. Self Isolation means sick or tested positive.</p> <p>4 Quarantine: means exposed and they can't come to work -4 since last report 4 Self Isolation: means sick or tested positive -5 since the last report</p>
Volunteer Fire, Career & Volunteer EMS	<p>Stations/Apparatus:</p> <ul style="list-style-type: none"> - No Station with any contamination issues. - No Apparatus with any contamination issues. <p>Personnel Exposure:</p> <p>Incidents/Call Volume:</p> <ul style="list-style-type: none"> - No Major Incidents to Report related to COVID-19 - Monday August 3rd - EMS Call Volume was average, and Fire Call Volume was average <p>53 EMS Related Incidents ----- 37 Fire Related Incidents</p> <ul style="list-style-type: none"> - Tuesday August 4th - EMS Call Volume was above average, and Fire Call Volume was above average <p>78 EMS Related Incidents ----- 120 Fire Related Incidents</p> <p><i>Tuesday August 4th – Departments across the County responded to high number of incidents related to Tropical Storm Isaias.</i></p> <p>Other Information:</p> <ul style="list-style-type: none"> - Continue to push out information about Social Distancing in the Stations. - Continue to push out Peer Support Information.
Schools # of meals served:	<p>Meal sites were closed Tuesday , due to the storm closure on Tuesday, There were social media messages as well as an email and text that were sent out prior to service to let customers know that we would be closed on Tuesday and that they could obtain “double meals” on Monday. As a result, the 11 distribution sites served a total of 4,220 meals on Monday, August 3rd. This is the highest number of meals served in one day since July 2nd.</p>

Aug 5, 2020 ~ COVID 19

Charles Regional Medical Center:	<ul style="list-style-type: none"> • Hospital Bed Capacity = 166. Census = 90 • Hospital COVID Positive Census = 18 • PUI admissions = 5 • ICU Census = 9 • Hospital ICU in now a dedicated COVID-19 Unit, and 3 East is for regular ICU overflow and has 10 beds. • A section of the 3 South Patient Care unit has been modified to be dedicated to COVID-19 positive patients only. • Isolation Room Capacity = 12 • Isolation Rooms Occupied = 9 • Ventilated COVID-19 positive patients = 8 • Ventilators not in use = 12 • EMS staff transported to CRMC on 8-4-2020: One (1) COVID positive patient, and zero (0) PUI patients.
Law Enforcement: MSP & CCSO:	<p><u>Agency COVID-19 Numbers:</u></p> <p>Charles County Sheriff's Office:</p> <ul style="list-style-type: none"> • 0 Sworn Officer quarantined • 2 Sworn Officers isolated • 4 Correctional Officer quarantined • 1 Correctional Officers isolated • 0 civilians quarantined • 1 civilians isolated. <p>Charles County Detention Center Population:</p> <ul style="list-style-type: none"> • 97 inmates • 0 COVID positive inmates • 0 Inmates with symptoms <p>Maryland State Police:</p> <ul style="list-style-type: none"> • 0 Officer Quarantined • 0 Officers Isolated <p>Maryland Transportation Authority: None local</p>

Aug 5, 2020 ~ COVID 19

	<p>La Plata Police Department:</p> <ul style="list-style-type: none">• 0 Officer Quarantined• 0 Officers Isolated• 0 Civilian Isolated <p>Natural Resources Police:</p> <ul style="list-style-type: none">• 0 Officer Quarantined• 0 Officers Isolated• 0 Civilian Isolated
--	---