

Aug 3, 2020 ~ COVID 19

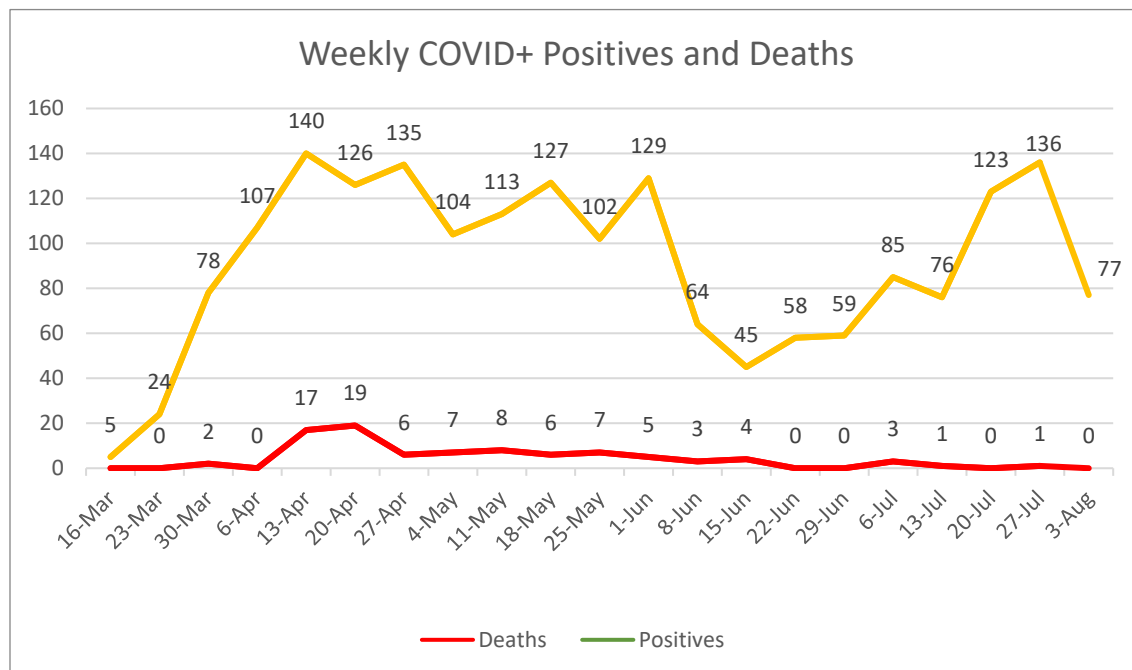
Charles County Emergency Services
Situation Report #85

SITUATION

**Situation
Summary:**

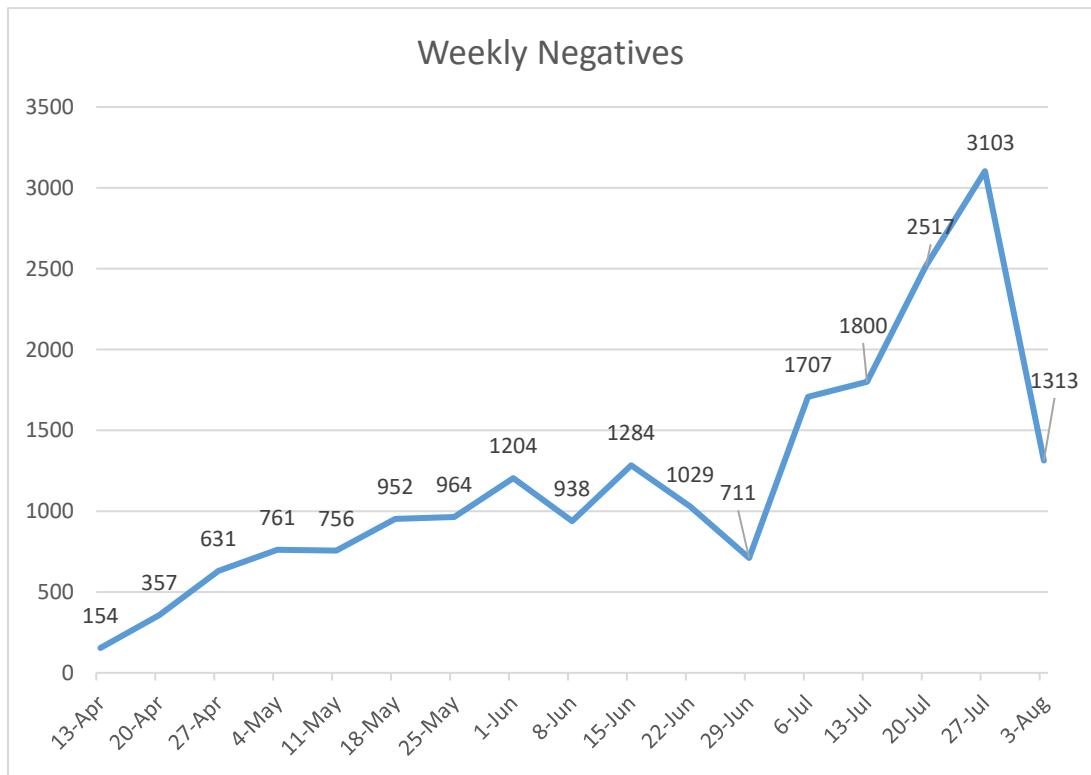
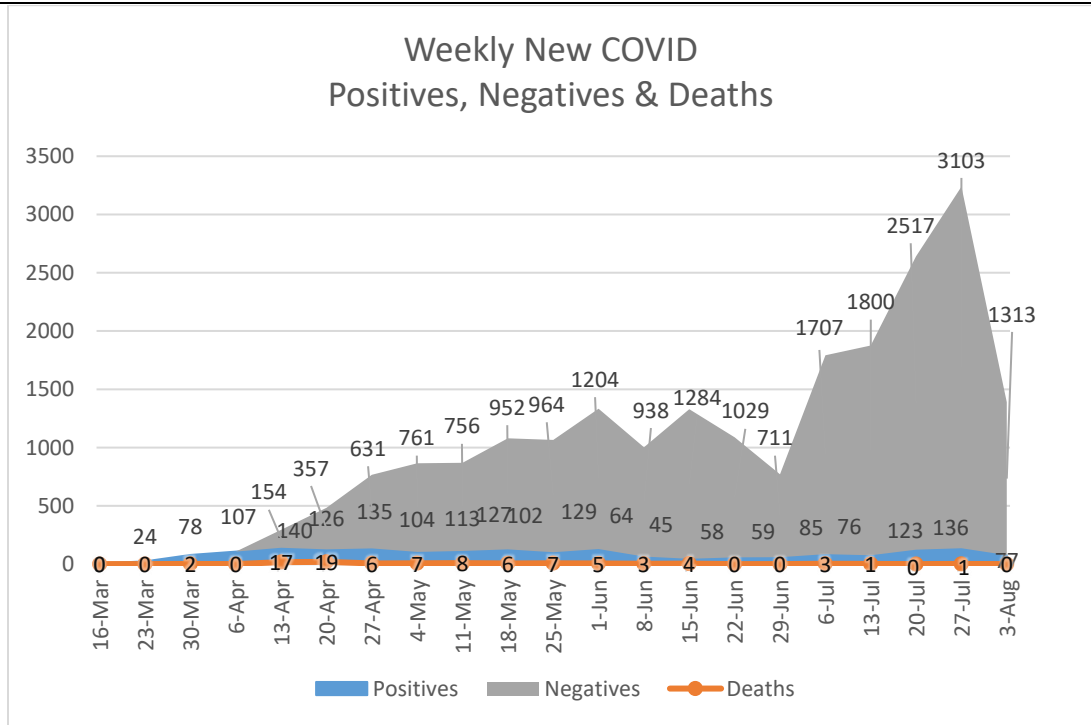
Global COVID-19 situation map [here](#)
Maryland summary map [here](#)

Data for Aug 3 is 3 days of data, all other points at 7 days.



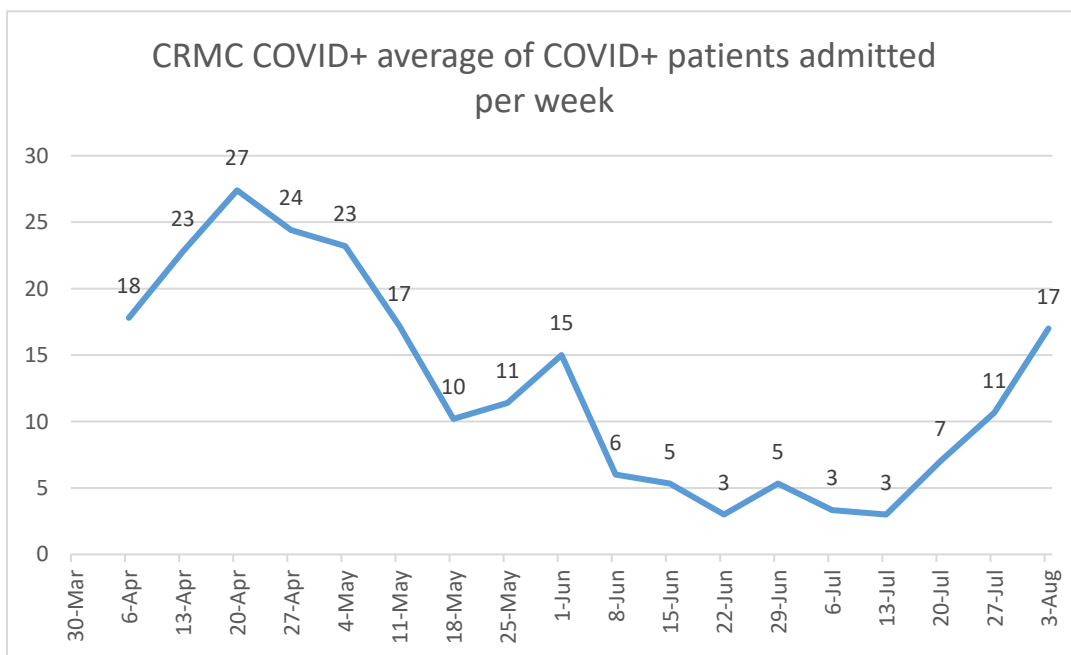
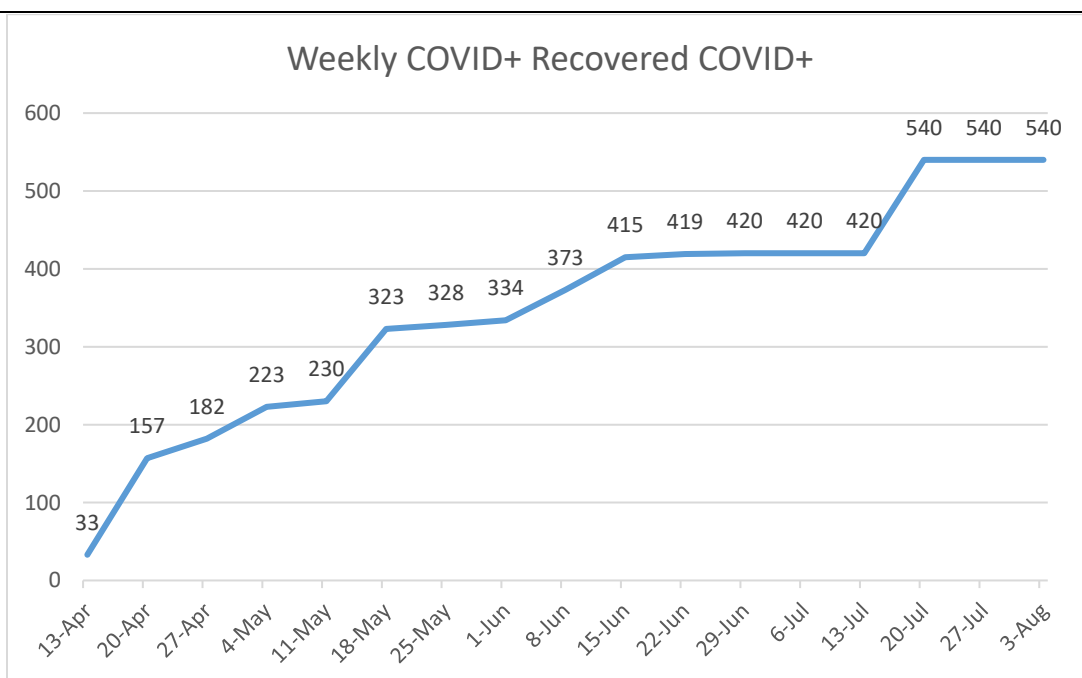
****SitRep #85 ~ Aug 3, 2020 – Next SitRep Aug 5, 2020****

Aug 3, 2020 ~ COVID 19



****SitRep #85 ~ Aug 3, 2020 – Next SitRep Aug 5, 2020****

Aug 3, 2020 ~ COVID 19



Charts based upon the data provided by the HD

Charles County Dept of Health Data:

1913 cases total reported since the beginning of the event.
 Average age of confirmed cases: 47.0 years
 Age Distribution for Charles County cases:
 Under 18 years: 101 (5.3%)
 18-64 years: 1495 (78.1%)
 65+ years: 317 (16.6%)

Aug 3, 2020 ~ COVID 19

	21,581 negative tests results
	<p>Total Number of positive lab results: 1913 Number of positive lab results since 7/31: 77</p> <p>Total Number of negative lab results: 21581 Number of negative lab results since 7/31: 1313 Total testing volume for Charles County (positive and negative): 23494 Percentage of Charles County residents who have been tested for COVID-19: 12.7%</p> <p>Total Positivity Rate for all lab results thus far: 8.1% (state 7.3%) 7 day positivity rate for all lab results: 5.35% Positivity Rate for all lab results since 7/31: 5.5% Average number of days from specimen collection date to reporting to public health for all positive and negative lab results between July 22-29: 7.02 days Average number of days from specimen collection date to reporting to public health for all positive lab results between July 22-29: 8.48 days Data on average number of days from specimen collection date to public health reporting will be done on a weekly basis and reported on the Friday report. Recovered and released from isolation: 485 Partially recovered with improved symptoms: 55 Known asymptomatic cases: 40</p> <p>266 or 13.9% required hospitalization. Hospitalization rate is steadily decreasing. Peak in hospitalization rate coincided with the peak in the skilled nursing facility outbreaks. There has been an increase in the number of people currently hospitalized for COVID-19, in both acute care and in the ICU. According to the MIEMSS FRED report in CRISP, there were 9 COVID-19 positive cases in acute care and 6 COVID-19 positive in the ICU on 8/2.</p> <p>Among confirmed cases, 1093 (57.1%) Female; 820 (42.9%) Male 8.4% Healthcare Workers 1% First Responders: EMS, Fire, Law Enforcement 65% have underlying health conditions</p>
	<p>89 confirmed deaths no changes since last report</p> <p>Average age of fatalities: 76.8 years Age Distribution of Fatalities: 0-39 years: 0 40-69 years: 20 (21.9%) 70-79 years: 37 (40.7%) 80+ years: 34 (37.4%)</p>

Aug 3, 2020 ~ COVID 19

	<p>Gender breakdown among fatalities: 49 or 53.9% Female 42 or 46.1% Male</p> <p>Racial breakdown among fatalities: 44.0% Non-Hispanic White 48.4% Non-Hispanic Black 3.2% Non-Hispanic Asian 4.4% Hispanic</p> <p>Location of death: Hospital Inpatient: 56 or 61.5% Nursing Home: 24 or 26.4% Other/Home/Emergency Room/Outpatient: 11 or 12.1%</p>																																																																										
Countywide Race/Ethnicity demographics	<p>Statewide By Race and Ethnicity is available at https://coronavirus.maryland.gov/</p> <p>Asian: 22 (1.2%) Black/African American: 651 (34.0%) White: 360 (18.8%) Other /2+ races/American Indian/Alaskan Native: 127 (6.6%) Data not available/Declined to Answer: 753 (39.4%) Ethnicity: Hispanic 129 (6.8%) Non-Hispanic 1087 (56.8%) Data not available/Declined to Answer: 697 (36.4%)</p>																																																																										
Confirmed Cases by Zip Codes: Available information from State website. Not showing data from zip codes with less than 7 confirmed positives.	<table><tr><th>Zip code:</th><th>Total number of positive cases</th><th>Number of new positive cases since 7/31</th><th>Number of new negative labs since 7/31</th><th>Case Rate per 1000 residents</th></tr><tr><td>20601</td><td>362</td><td>13</td><td>207</td><td>14.82</td></tr><tr><td>20602</td><td>362</td><td>12</td><td>239</td><td>14.67</td></tr><tr><td>20603</td><td>403</td><td>20</td><td>229</td><td>13.84</td></tr><tr><td>20613</td><td>23</td><td>0</td><td>0</td><td>NA</td></tr><tr><td>20616</td><td>65</td><td>0</td><td>33</td><td>11.10</td></tr><tr><td>20622</td><td>28</td><td>2</td><td>0</td><td>5.92</td></tr><tr><td>20632</td><td>7</td><td>0</td><td>5</td><td>NA</td></tr><tr><td>20637</td><td>47</td><td>2</td><td>35</td><td>8.85</td></tr><tr><td>20640</td><td>83</td><td>4</td><td>38</td><td>7.95</td></tr><tr><td>20646</td><td>256</td><td>13</td><td>227</td><td>13.45</td></tr><tr><td>20658</td><td>8</td><td>0</td><td>5</td><td>NA</td></tr><tr><td>20662</td><td>27</td><td>0</td><td>14</td><td>9.20</td></tr><tr><td>20664</td><td>26</td><td>0</td><td>18</td><td>8.70</td></tr></table>					Zip code:	Total number of positive cases	Number of new positive cases since 7/31	Number of new negative labs since 7/31	Case Rate per 1000 residents	20601	362	13	207	14.82	20602	362	12	239	14.67	20603	403	20	229	13.84	20613	23	0	0	NA	20616	65	0	33	11.10	20622	28	2	0	5.92	20632	7	0	5	NA	20637	47	2	35	8.85	20640	83	4	38	7.95	20646	256	13	227	13.45	20658	8	0	5	NA	20662	27	0	14	9.20	20664	26	0	18	8.70
Zip code:	Total number of positive cases	Number of new positive cases since 7/31	Number of new negative labs since 7/31	Case Rate per 1000 residents																																																																							
20601	362	13	207	14.82																																																																							
20602	362	12	239	14.67																																																																							
20603	403	20	229	13.84																																																																							
20613	23	0	0	NA																																																																							
20616	65	0	33	11.10																																																																							
20622	28	2	0	5.92																																																																							
20632	7	0	5	NA																																																																							
20637	47	2	35	8.85																																																																							
20640	83	4	38	7.95																																																																							
20646	256	13	227	13.45																																																																							
20658	8	0	5	NA																																																																							
20662	27	0	14	9.20																																																																							
20664	26	0	18	8.70																																																																							

Aug 3, 2020 ~ COVID 19

20675	12	0	12	7.18
20677	21	1	21	9.04
20693	12	3	4	11.03
20695	137	4	210	20.46

Case Rates for Zip Codes Shared by Charles County and Prince George's County:

20607, Accokeek: 17.04

20613, Brandywine: 19.22

These are two of the lowest rates in Prince George's County. These rates are much closer to Waldorf and White Plains case rates.

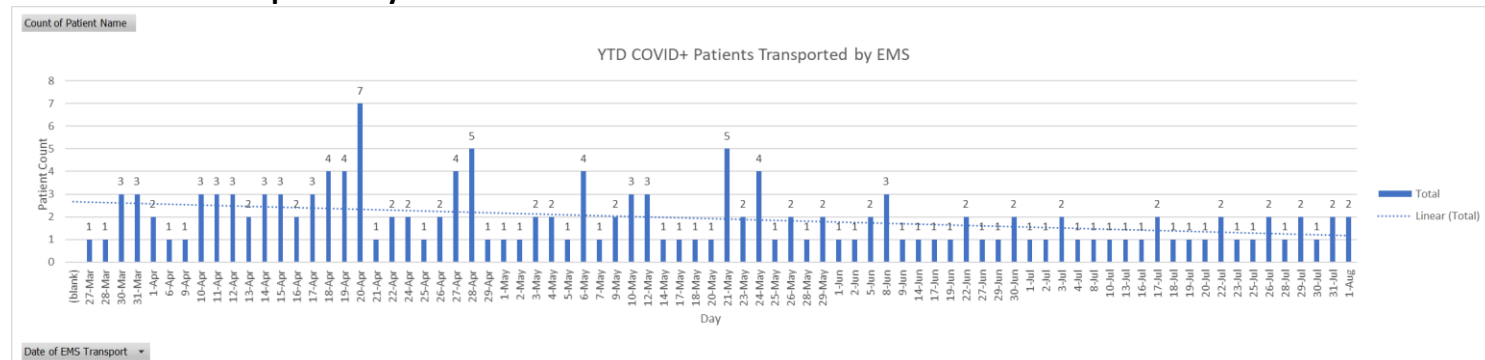
Case rates for other Prince George's County Zip Codes that are near Charles County:

20623, Rosaryville: 17.13

20772, Upper Marlboro: 17.55

20744, Fort Washington: 19.77

Total COVID+ transported by Career & Volunteer EMS to date:



First Responders that have been exposed, are on quarantine or self-isolation

Quarantine means exposed and they can't come to work.
Self Isolation means sick or tested positive.

8 Quarantine: means exposed and they can't come to work **-3 since last report**

9 Self Isolation: means sick or tested positive **+2 since the last report**

Volunteer Fire, Career & Volunteer EMS

Personnel Exposure:

1 – Isolation due to positive COVID Test

Incidents/Call Volume:

- No Major Incidents to Report related to COVID-19

- Friday July 31st - EMS Call Volume was average, and Fire Call Volume was average

61 EMS Related Incidents ----- 28 Fire Related Incidents

- Saturday August 1st - EMS Call Volume was average, and Fire Call Volume was average

61 EMS Related Incidents ----- 25 Fire Related Incidents

- Sunday August 2nd - EMS Call Volume was average, and Fire Call Volume was average

Aug 3, 2020 ~ COVID 19

	<p>64 EMS Related Incidents ----- 16 Fire Related Incidents</p> <p>Other Information:</p> <ul style="list-style-type: none"> - Continue to push out information about Social Distancing in the Stations. - Continue to push out Peer Support Information. - Departments are prepping for Tropical Storm Isaias
Schools # of meals served:	The 11 Charles County Public Schools (CCPS) meal sites will be closed Tuesday, Aug. 4, 2020, due to the projected path of Tropical Storm Isaias. Today, 8/3/20, CCPS Food and Nutrition Staff will give out two meals for each child.
Charles Regional Medical Center:	<ul style="list-style-type: none"> • Hospital Bed Capacity = 166. Census = 90 • Hospital COVID Positive Census = 17 • PUI admissions = 6 • ICU Census = 5 • Hospital ICU is now a dedicated COVID-19 Unit, and 3 East is for regular ICU overflow and has 10 beds. • A section of the 3 South Patient Care unit has been modified to be dedicated to COVID-19 positive patients only. • Isolation Room Capacity = 12 • Isolation Rooms Occupied = 7 • Ventilated COVID-19 positive patients = 6 • Ventilators not in use = 14 • EMS staff transported to CRMC over the weekend of 8/1 – 8/2/2020: Five (5) COVID positive patients, and one (1) PUI patient that converted to COVID positive (included in number above of COVID positive patients).
Law Enforcement: MSP & CCSO:	<p><u>Agency COVID-19 Numbers:</u></p> <p>Charles County Sheriff's Office:</p> <ul style="list-style-type: none"> • 1 Sworn Officer quarantined • 1 Sworn Officers isolated • 4 Correctional Officer quarantined • 1 Correctional Officers isolated • 0 civilians quarantined • 1 civilians isolated.

****SitRep #85 ~ Aug 3, 2020 – Next SitRep Aug 5, 2020****

Aug 3, 2020 ~ COVID 19

Charles County Detention Center Population:

- 98 inmates
- 0 COVID positive inmates
- 0 Inmates with symptoms

Maryland State Police:

- 0 Officer Quarantined
- 0 Officers Isolated

Maryland Transportation Authority: None local

La Plata Police Department:

- 0 Officer Quarantined
- 1 Officers Isolated
- 0 Civilian Isolated

Natural Resources Police:

- 1 Officer Quarantined
- 0 Officers Isolated
- 0 Civilian Isolated