

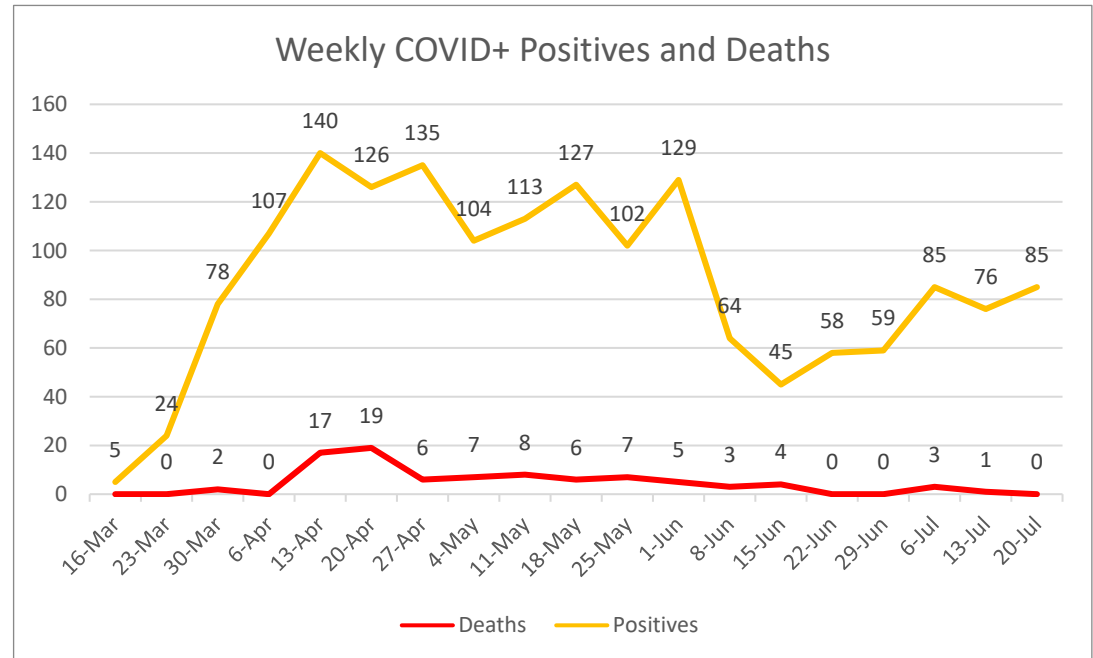
July 22, 2020 ~ COVID 19

Charles County Emergency Services
Situation Report #80

SITUATION

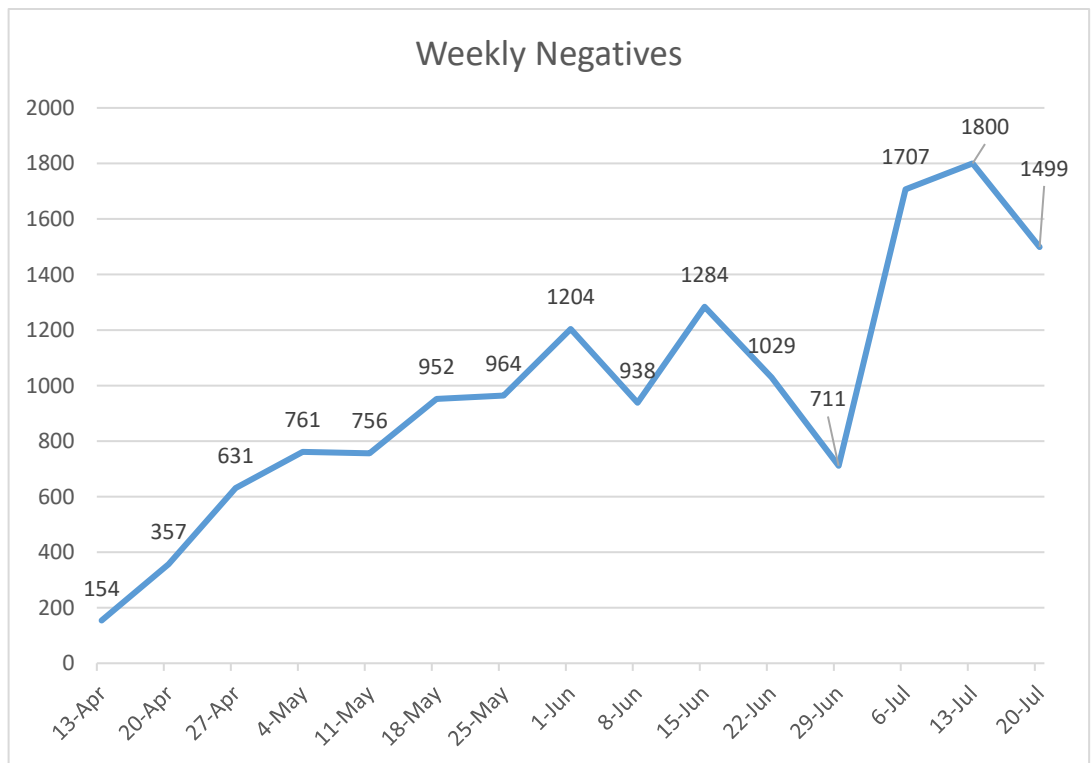
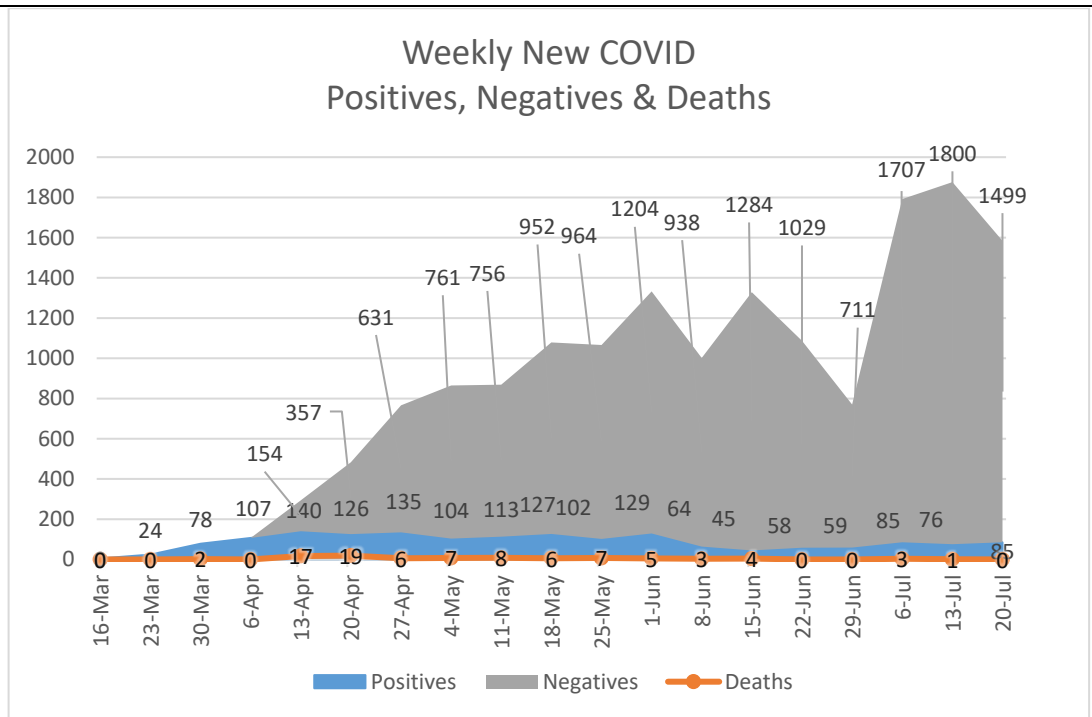
Situation Summary:

Global COVID-19 situation map [here](#)
Maryland summary map [here](#)



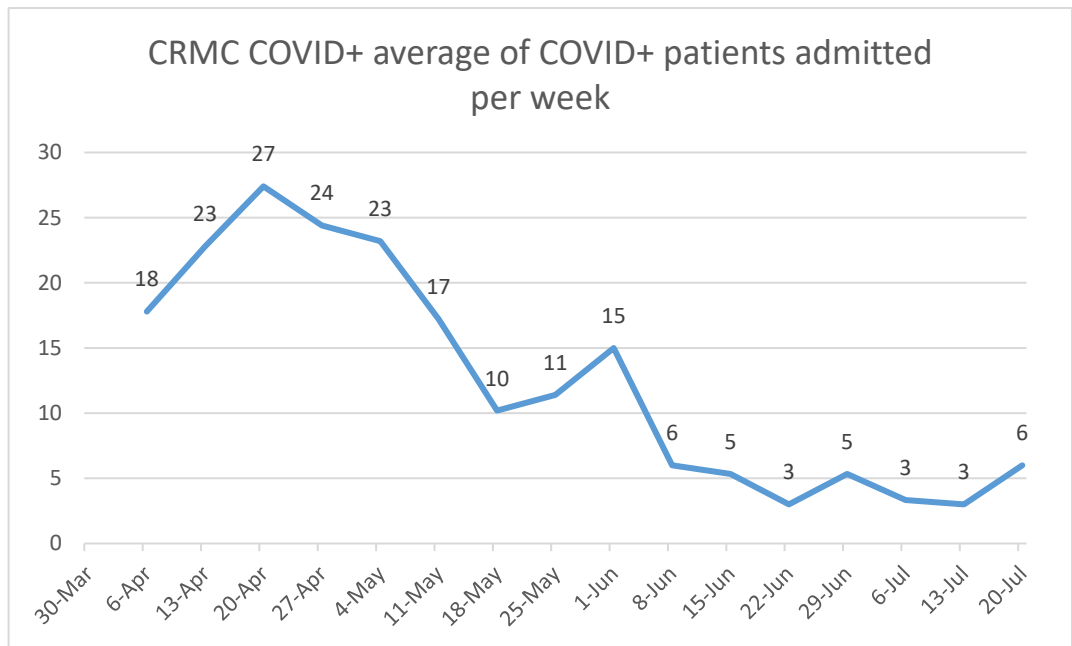
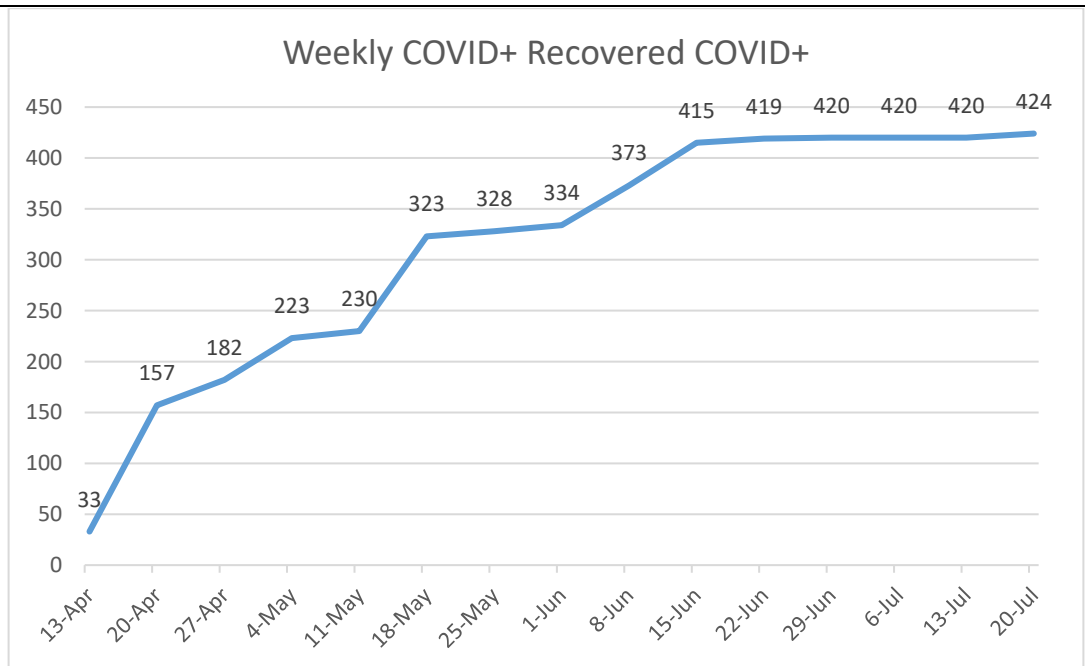
****SitRep #80 ~ July 22, 2020 – Next SitRep July 24, 2020****

July 22, 2020 ~ COVID 19



****SitRep #80 ~ July 22, 2020 – Next SitRep July 24, 2020****

July 22, 2020 ~ COVID 19



Charts based upon the data provided by the HD

Charles County Dept of Health Data:

1,662 cases total reported since the beginning of the event.

Average age of confirmed cases: 47.3 years

Age Distribution for Charles County cases:

Under 18 years: 75 (4.5%)

18-64 years: 1298 (78.1%)

65+ years: 289 (17.4%)

****SitRep #80 ~ July 22, 2020 – Next SitRep July 24, 2020****

July 22, 2020 ~ COVID 19

	<p>16,147 negative tests results</p>
	<p>Number of negative lab results since 7/20: 858 Total testing volume for Charles County (positive and negative): 17809</p> <p>Percentage of Charles County residents who have been tested for COVID-19: 9.8%</p> <p>Total Positivity Rate for all lab results thus far: 9.3% (state 8.0%) 7 day positivity rate for all lab results: 5.68% Positivity Rate for all lab results since 7/20: 4.2% Average number of days from specimen collection date to reporting to public health for all positive and negative lab results between July 8-14: 4.50 days Average number of days from specimen collection date to reporting to public health for all positive lab results between July 8-14: 4.86 days Data on average number of days from specimen collection date to public health reporting will be done on a weekly basis and reported on the Wednesday or Friday report, depending on the epidemiologist's schedule. Recovered and released from isolation: 364 Partially recovered with improved symptoms: 60 Known asymptomatic cases: 40 This data has not been updated recently on the master list by the Infectious Disease Program. The individual in charge of updating these numbers was out of vacation and is catching up with responsibilities. Hopefully, the list will be updated this week. 251 or 15.1% required hospitalization. Hospitalization rate is steadily decreasing. Peak in hospitalization rate coincided with the peak in the skilled nursing facility outbreaks. Among confirmed cases, 948 (57.0%) Female; 714 (43.0%) Male 8.4% Healthcare Workers 1% First Responders: EMS, Fire, Law Enforcement 65% have underlying health conditions</p>
	<p>88 Fatalities no changes since last report</p> <p>Average age of fatalities: 77.0 years</p> <p>Age Distribution of Fatalities:</p> <ul style="list-style-type: none"> • 0-39 years: 0 • 40-69 years: 22 (24.4%) • 70-79 years: 40 (44.4%) • 80+ years: 28 (31.2%) <p>Gender breakdown among fatalities:</p> <ul style="list-style-type: none"> • 48 or 53.9% Female • 41 or 46.1% Male <p>Race breakdown among fatalities:</p> <ul style="list-style-type: none"> • 44.5% Non-Hispanic White

July 22, 2020 ~ COVID 19

	<ul style="list-style-type: none">• 47.8% Non-Hispanic Black• 3.3% Non-Hispanic Asian• 4.4% Hispanic <p>Location of deaths:</p> <ul style="list-style-type: none">• Hospital Inpatient: 56 or 62.2%• Nursing Home: 23 or 25.6%• Other/Home/Emergency Room/Outpatient: 11 or 12.2%																																																																											
Countywide Race/Ethnicity demographics	<p>Statewide By Race and Ethnicity is available at https://coronavirus.maryland.gov/</p> <p>Asian: 20 (1.1%) Black/African American: 617 (37.1%) White: 330 (19.9%) Other /2+ races/American Indian/Alaskan Native: 124 (7.5%) Data not available/Declined to Answer: 571 (34.4%)</p> <p>Ethnicity: Hispanic 129 (7.8%) Non-Hispanic 1084 (65.2%) Data not available/Declined to Answer: 449 (27.0%)</p>																																																																											
Confirmed Cases by Zip Codes: Available information from State website. Not showing data from zip codes with less than 7 confirmed positives.	<table><tr><th>Zip code:</th><th>Total number of positive cases</th><th>Number of new positive cases in last 24 hours</th><th>Number of new negative labs in last 24 hours</th><th>Case Rate per 1000 residents</th></tr><tr><td>20601</td><td>312</td><td>1</td><td>46</td><td>12.75</td></tr><tr><td>20602</td><td>323</td><td>3</td><td>58</td><td>13.02</td></tr><tr><td>20603</td><td>354</td><td>0</td><td>56</td><td>12.12</td></tr><tr><td>20613</td><td>23</td><td>0</td><td>0</td><td>NA</td></tr><tr><td>20616</td><td>57</td><td>0</td><td>11</td><td>9.73</td></tr><tr><td>20622</td><td>23</td><td>0</td><td>0</td><td>4.90</td></tr><tr><td>20637</td><td>39</td><td>1</td><td>12</td><td>7.38</td></tr><tr><td>20640</td><td>73</td><td>0</td><td>17</td><td>7.09</td></tr><tr><td>20646</td><td>206</td><td>8</td><td>227</td><td>10.69</td></tr><tr><td>20662</td><td>24</td><td>0</td><td>2</td><td>8.18</td></tr><tr><td>20664</td><td>22</td><td>0</td><td>5</td><td>7.70</td></tr><tr><td>20675</td><td>12</td><td>1</td><td>1</td><td>6.58</td></tr><tr><td>20677</td><td>17</td><td>0</td><td>7</td><td>7.32</td></tr><tr><td>20695</td><td>115</td><td>1</td><td>29</td><td>17.22</td></tr></table> <p>Case Rates for Zip Codes Shared by Charles County and Prince George’s County: 20607, Accokeek: 14.89 20613, Brandywine: 15.68</p>	Zip code:	Total number of positive cases	Number of new positive cases in last 24 hours	Number of new negative labs in last 24 hours	Case Rate per 1000 residents	20601	312	1	46	12.75	20602	323	3	58	13.02	20603	354	0	56	12.12	20613	23	0	0	NA	20616	57	0	11	9.73	20622	23	0	0	4.90	20637	39	1	12	7.38	20640	73	0	17	7.09	20646	206	8	227	10.69	20662	24	0	2	8.18	20664	22	0	5	7.70	20675	12	1	1	6.58	20677	17	0	7	7.32	20695	115	1	29	17.22
Zip code:	Total number of positive cases	Number of new positive cases in last 24 hours	Number of new negative labs in last 24 hours	Case Rate per 1000 residents																																																																								
20601	312	1	46	12.75																																																																								
20602	323	3	58	13.02																																																																								
20603	354	0	56	12.12																																																																								
20613	23	0	0	NA																																																																								
20616	57	0	11	9.73																																																																								
20622	23	0	0	4.90																																																																								
20637	39	1	12	7.38																																																																								
20640	73	0	17	7.09																																																																								
20646	206	8	227	10.69																																																																								
20662	24	0	2	8.18																																																																								
20664	22	0	5	7.70																																																																								
20675	12	1	1	6.58																																																																								
20677	17	0	7	7.32																																																																								
20695	115	1	29	17.22																																																																								

July 22, 2020 ~ COVID 19

	<p>These are two of the lowest rates in Prince George's County. These rates are much closer to Waldorf and White Plains case rates.</p> <p>Case rates for other Prince George's County Zip Codes that are near Charles County:</p> <p>20623, Rosaryville: 13.85</p> <p>20772, Upper Marlboro: 14.55</p> <p>20744, Fort Washington: 17.41</p>
Total COVID+ transported by Career & Volunteer EMS to date:	
First Responders that have been exposed, are on quarantine or self-isolation	<p>Quarantine means exposed and they can't come to work.</p> <p>Self Isolation means sick or tested positive.</p> <p>3 Quarantine: means exposed and they can't come to work +1 since last report</p> <p>7 Self Isolation: means sick or tested positive +2 since the last report</p>
Volunteer Fire, Career & Volunteer EMS	<p>Stations/Apparatus:</p> <ul style="list-style-type: none"> - One station was deconned due to a PUI Employee. No other issues reported - No Apparatus with any contamination issues. <p>Personnel Exposure:</p> <p>1 – On 14 Day Quarantine due to possible exposure</p> <p>1 – On 14 Day Isolation due to Positive Test. None Fire/EMS Related</p> <p>Incidents/Call Volume:</p> <ul style="list-style-type: none"> - No Major Incidents to Report related to COVID-19 - Monday July 20th - EMS Call Volume was average, and Fire Call Volume was average <p>60 EMS Related Incidents ----- 15 Fire Related Incidents</p> <ul style="list-style-type: none"> - Tuesday July 21st - EMS Call Volume was average, and Fire Call Volume was above average <p>62 EMS Related Incidents ----- 88 Fire Related Incidents</p> <p><i>The past week has shown a steady increase in Overdose Incidents.</i></p> <p><i>Tuesday Evening – Strong Storms came through the County creating significant damage throughout. Most Damage was in the Pomfret Area.</i></p> <p>Other Information:</p> <ul style="list-style-type: none"> - Continue to push out information about Social Distancing in the Stations. - Continue to push out Peer Support Information.
Schools # of meals served:	<p>On Tuesday, 7/21/20, CCPS served 1542 meals at the 11 distribution sites. This number was +116 from the meals distributed on Monday, 7/20/20.</p>
Charles Regional Medical Center:	<ul style="list-style-type: none"> • Hospital Bed Capacity = 166. Census = 70 • Hospital COVID Positive Census = 7 • PUI admissions = 9

July 22, 2020 ~ COVID 19

	<ul style="list-style-type: none"> • ICU Census = 5 • Hospital ICU in now a dedicated COVID-19 Unit, and 3 East is for regular ICU overflow and has 10 beds. • Isolation Room Capacity = 12 • Isolation Rooms Occupied = 6 • Ventilated COVID-19 positive patients = 1 • Ventilators not in use = 19 • EMS staff transport to CRMC Tuesday 7/21/2020: Zero (0) COVID positive patients, and zero (0) PUI's.
Law Enforcement: MSP & CCSO:	<p>Charles County Sheriff's Office:</p> <ul style="list-style-type: none"> • 1 Sworn Officer quarantined • 0 Sworn Officers isolated • 1 Correctional Officer quarantined • 0 Correctional Officers isolated • 0 civilians quarantined • 1 civilians isolated. <p>Charles County Detention Center Population:</p> <ul style="list-style-type: none"> • 94 inmates • 0 COVID positive inmates • 0 Inmates with symptoms <p>Maryland State Police:</p> <ul style="list-style-type: none"> • 0 Officer Quarantined • 0 Officers Isolated <p>Maryland Transportation Authority: None local</p> <p>La Plata Police Department:</p> <ul style="list-style-type: none"> • 0 Officer Quarantined • 2 Officers Isolated • 1 Civilian Isolated <p>Natural Resources Police: None local</p> <p>Definitions</p>

July 22, 2020 ~ COVID 19

	<p><i>Quarantine:</i> Quarantine is the process of keeping an asymptomatic (no symptoms) person who had a reported exposure away from other people.</p> <p><i>Isolation:</i> Isolation is the process of keeping a symptomatic or positive person away from all other people.</p>
--	---