

July 10, 2020 ~ COVID 19

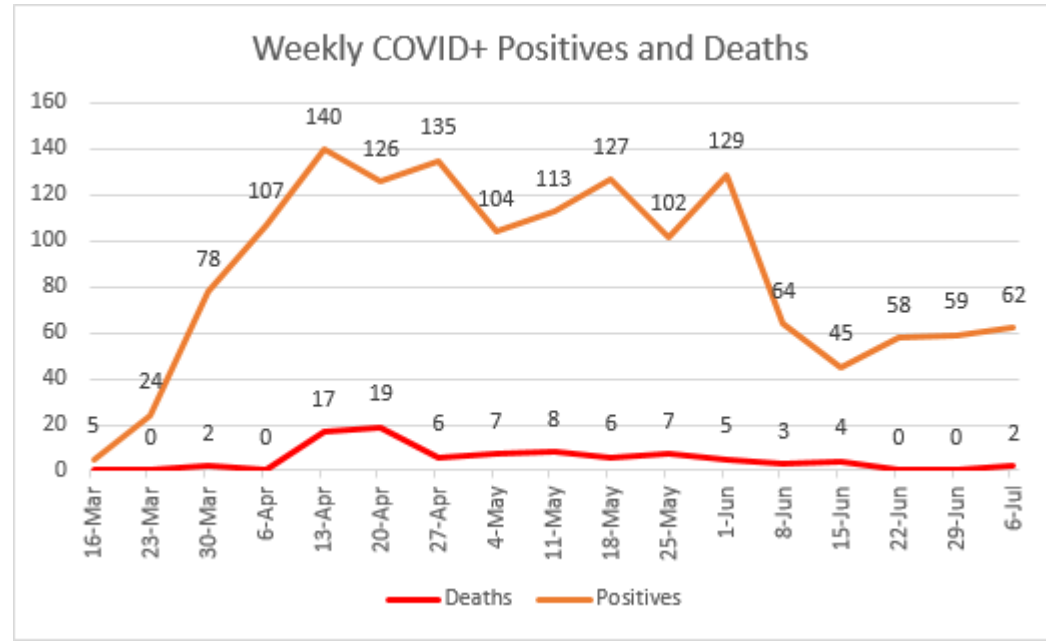
Charles County Emergency Services
Situation Report #75

SITUATION

Situation Summary:

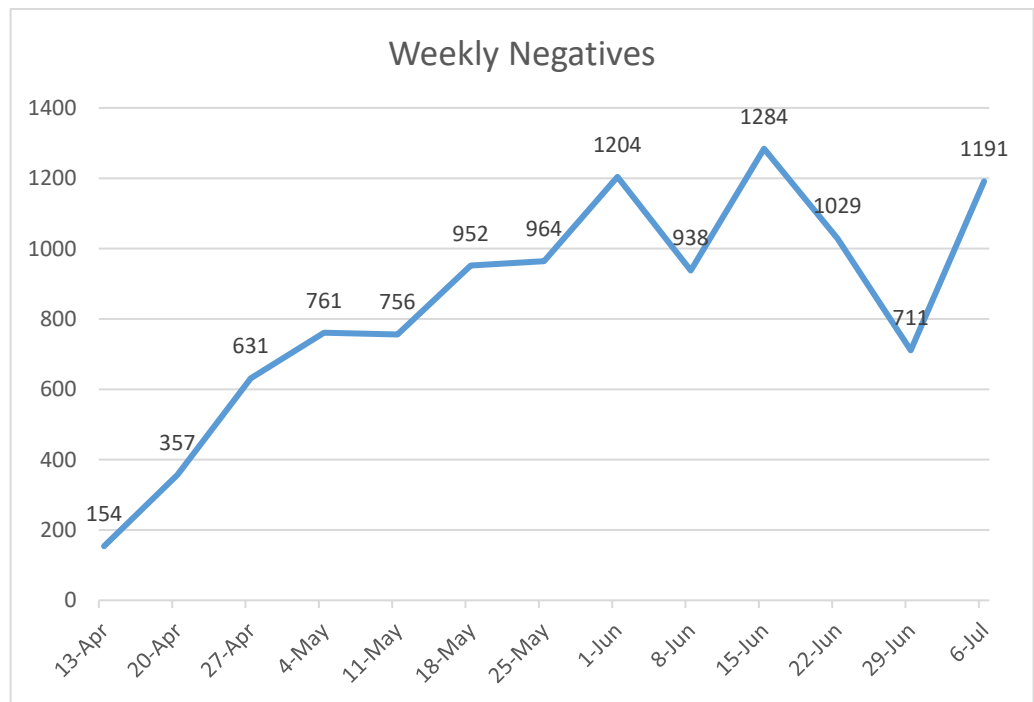
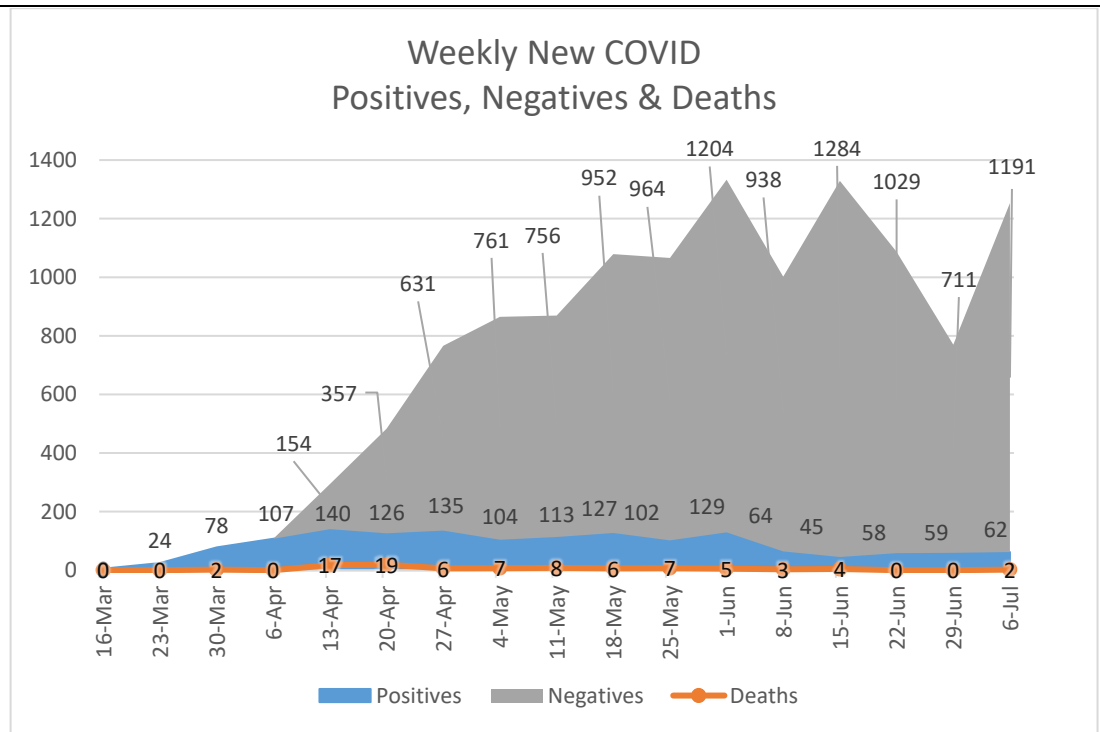
Global COVID-19 situation map [here](#)
Maryland summary map [here](#)

Data for the week of July 6 only includes 5 days of data, all other points are 7 days of data.



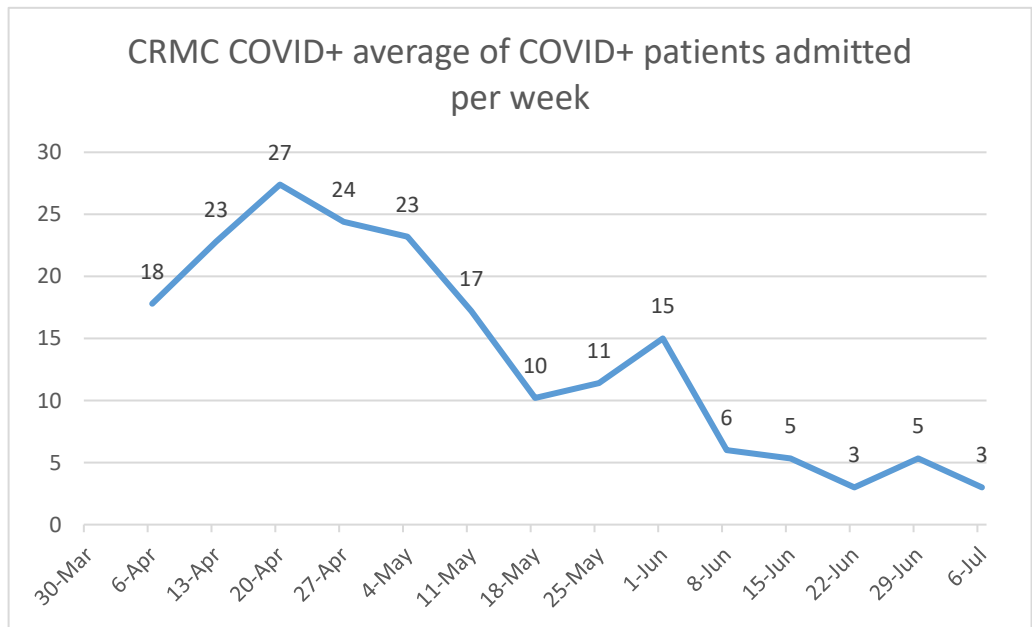
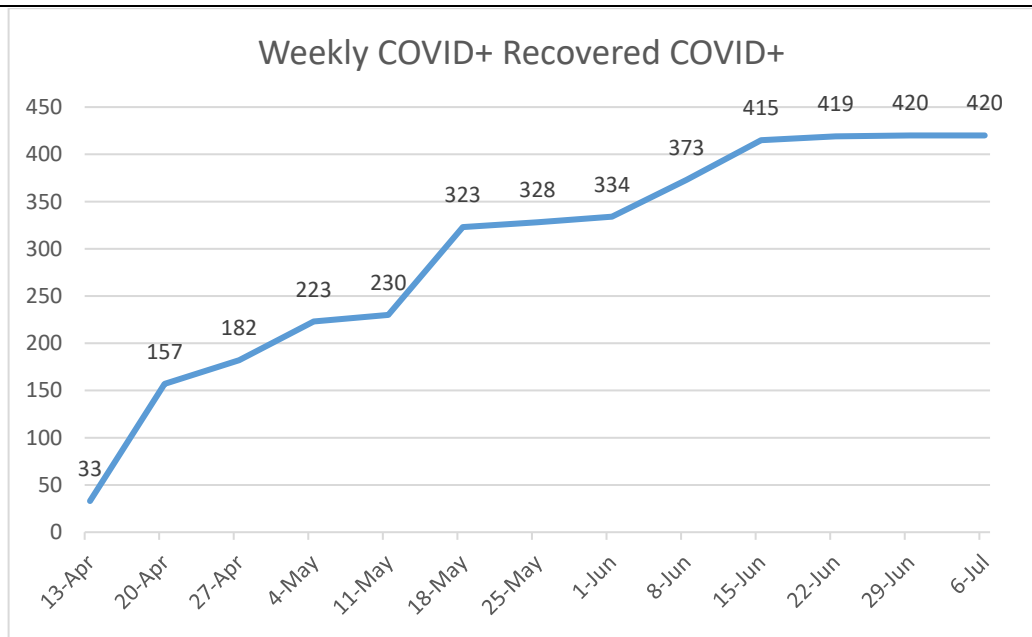
****SitRep #75 ~ July 10, 2020 – Next SitRep July 13, 2020****

July 10, 2020 ~ COVID 19



****SitRep #75 ~ July 10, 2020 – Next SitRep July 13, 2020****

July 10, 2020 ~ COVID 19



Charts based upon the data provided by the HD

Charles County Dept of Health Data:

1,501 cases total reported since the beginning of the event.

Age Distribution for Charles County cases:

Age Distribution for Charles County cases:

Under 18 years: 69 (4.6%)

18-64 years: 1172 (78.1%)

65+ years: 260 (17.3%)

****SitRep #75 ~ July 10, 2020 – Next SitRep July 13, 2020****

July 10, 2020 ~ COVID 19

	<p>Average age of confirmed cases: 49 years</p>
	<p>12,848 negative tests results</p>
	<p>Number of negative lab results since 7/8: 516</p> <p>Total testing volume for Charles County (positive and negative): 14349 Percentage of Charles County residents who have been tested for COVID-19: 8%</p> <p>Total Positivity Rate for all lab results thus far: 10.4% (state 9.4%) Positivity Rate for all lab results since 7/8: 4.3%</p> <p>Average number of days from specimen collection date to reporting to public health for all positive and negative lab results (N=1667) between July 2-8: 5.36 days Average number of days from specimen collection date to reporting to public health for all positive lab results (N=75) between July 2-8: 4.10 days Data on average number of days from specimen collection date to public health reporting will be done on a weekly basis and reported on the Friday report.</p> <p>Recovered and released from isolation: 364 Partially recovered with improved symptoms: 56 Known asymptomatic cases: 40</p> <p>239 or 15.9% required hospitalization. Hospitalization rate is steadily decreasing. Peak in hospitalization rate coincided with the peak in the skilled nursing facility outbreaks.</p> <p>Among confirmed cases, 847 (56.4%) Female; 654 (43.6%) Male 11% Healthcare Workers 1.0% First Responders: EMS, Fire, Law Enforcement 28% have underlying health conditions</p>
	<p>87 Fatalities</p> <p>Average age of fatalities: 77.1 years</p> <p>Age Distribution of Fatalities: 0-39 years: 0 40-69 years: 22 (24.7%) 70-79 years: 39 (43.8%) 80+ years: 28 (31.5%)</p> <p>Gender breakdown among fatalities: 48 or 53.9% Female 41 or 46.1% Male</p> <p>Racial breakdown among fatalities: 43.8% Non-Hispanic White 48.3% Non-Hispanic Black</p>

July 10, 2020 ~ COVID 19

	<div>3.4% Non-Hispanic Asian 4.5% Hispanic</div> <div>Location of death: Hospital Inpatient: 55 or 61.8% Nursing Home: 23 or 25.8% Other/Home/Emergency Room/Outpatient: 11 or 12.4%</div>				
Countywide Race/Ethnicity demographics	<div>Statewide By Race and Ethnicity is available at https://coronavirus.maryland.gov/</div> <div>Asian: 20 (1.4%) Black/African American: 563 (37.5%) White: 308 (20.5%) Other /2+ races/American Indian/Alaskan Native: 119 (7.9%) Data not available/Declined to Answer: 491 (32.7%)</div> <div>Ethnicity: Hispanic 121 (8.0%) Non-Hispanic 999 (66.6%) Data not available/Declined to Answer: 381 (25.4%)</div>				
Confirmed Cases by Zip Codes: Available information from State website. Not showing data from zip codes with less than 7 confirmed positives.	Zip code:	Total number of positive cases	Number of new positive cases since 7/8	Number of new negative labs since 7/8	Case Rate per 1000 residents
	20601	282	2	34	11.55
	20602	296	3	30	12.06
	20603	330	1	57	11.29
	20613	23	0	0	NA
	20616	53	0	12	9.05
	20622	20	0	0	4.08
	20637	36	0	6	7.01
	20640	59	0	12	5.75
	20646	174	5	33	9.16
	20662	22	1	8	7.50
	20664	22	0	4	7.70
	20675	11	0	3	6.58
	20677	14	0	6	6.03
	20695	101	1	17	15.16
	<div>Case Rates for Zip Codes Shared by Charles County and Prince George’s County: 20607, Accokeek: 12.85 20613, Brandywine: 14.42</div>				

July 10, 2020 ~ COVID 19

These are two of the lowest rates in Prince George's County. These rates are much closer to Waldorf and White Plains case rates.

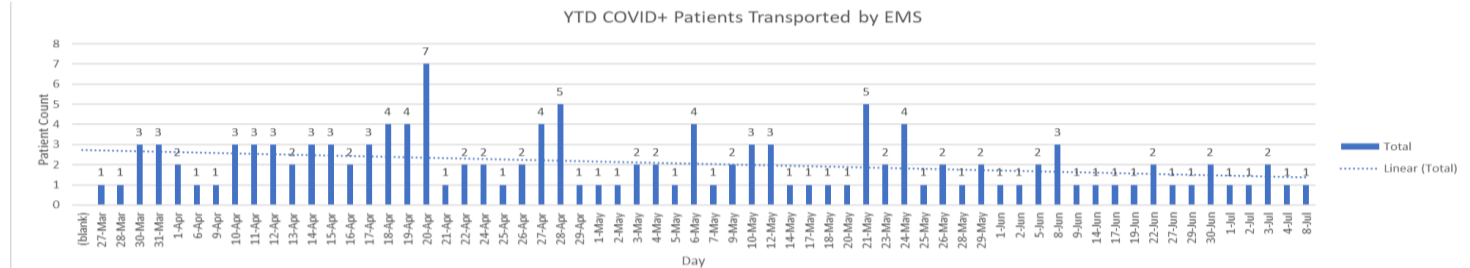
Case rates for other Prince George's County Zip Codes that are near Charles County:

20623, Rosaryville: 12.76

20772, Upper Marlboro: 13.18

20744, Fort Washington: 16.03

Total PUIs transported by Career & Volunteer EMS to date:



First Responders that have been exposed, are on quarantine or self-isolation

Quarantine means exposed and they can't come to work.

Self Isolation means sick or tested positive.

6 Quarantine: means exposed and they can't come to work **-3 since last report**

8 Self Isolation: means sick or tested positive **-3 since the last report**

Volunteer Fire, Career & Volunteer EMS

Stations/Apparatus:

- No Station's with contamination issues.
- No Apparatus with any contamination issues.

Personnel Exposure:

None

Incidents/Call Volume:

- No Major Incidents to Report related to COVID-19
- Wednesday, July 8th - EMS Call Volume was average, and Fire Call Volume was average
58 EMS Related Incidents ----- 20 Fire Related Incidents
- Thursday, July 9th - EMS Call Volume was average, and Fire Call Volume was below average
49 EMS Related Incidents ----- 13 Fire Related Incidents

One working house fire in Indian Head on Thursday at 0215 hours in the morning. Under investigation by the State Fire Marshall's Office.

Other Information:

- Continue to push out information about Social Distancing in the Stations.
- Continue to push out Peer Support Information.
- Updated Special Orders distributed to all Departments

July 10, 2020 ~ COVID 19

Schools # of meals served:	Thursday, July 9, 2020, CCPS served 3998 meals at the 10 meal distribution sites. This total was +2210 from the total of meals distributed on Wednesday, July 8, 2020.
Charles Regional Medical Center:	<p>Hospital Bed Capacity = 166. Census = 79</p> <p>Hospital COVID Positive Census = 4</p> <p>Hospital ICU is now a dedicated COVID-19 Unit, and 3 East is for regular ICU overflow and has 10 beds.</p> <p>Isolation Room Capacity = 12</p> <p>Isolation Rooms Occupied = 7</p> <p>PUI admissions = 6</p> <p>Ventilated COVID-19 positive patients = 1</p> <p>Ventilators not in use = 17</p> <p>EMS staff transport to CRMC on Thursday, 7-09-2020: No Report Available.</p>
Law Enforcement: MSP & CCSO:	<p><u>Agency COVID-19 Numbers:</u></p> <p>Charles County Sheriff's Office:</p> <ul style="list-style-type: none"> • 4 Sworn Officer quarantined • 1 Sworn Officers isolated • 0 Correctional Officer quarantined • 2 Correctional Officers isolated • 2 civilians quarantined • 1 civilians isolated. <p>Charles County Detention Center Population:</p> <ul style="list-style-type: none"> • 99 inmates • 0 COVID positive inmates • 0 Inmates with symptoms <p>Maryland State Police:</p> <ul style="list-style-type: none"> • 0 Officer quarantined • 1 Officer isolated. <p>Maryland Transportation Authority: None local</p>

July 10, 2020 ~ COVID 19

	<p>La Plata Police Department:</p> <ul style="list-style-type: none">• 0 Officer Quarantined• 2 Officers Isolated• 1 Civilian Isolated <p>Natural Resources Police: None local</p> <p>Definitions</p> <p><i>Quarantine:</i> Quarantine is the process of keeping an asymptomatic (no symptoms) person who had a reported exposure away from other people.</p> <p><i>Isolation:</i> Isolation is the process of keeping a symptomatic or positive person away from all other people.</p>
--	--