

July 8, 2020 ~ COVID 19

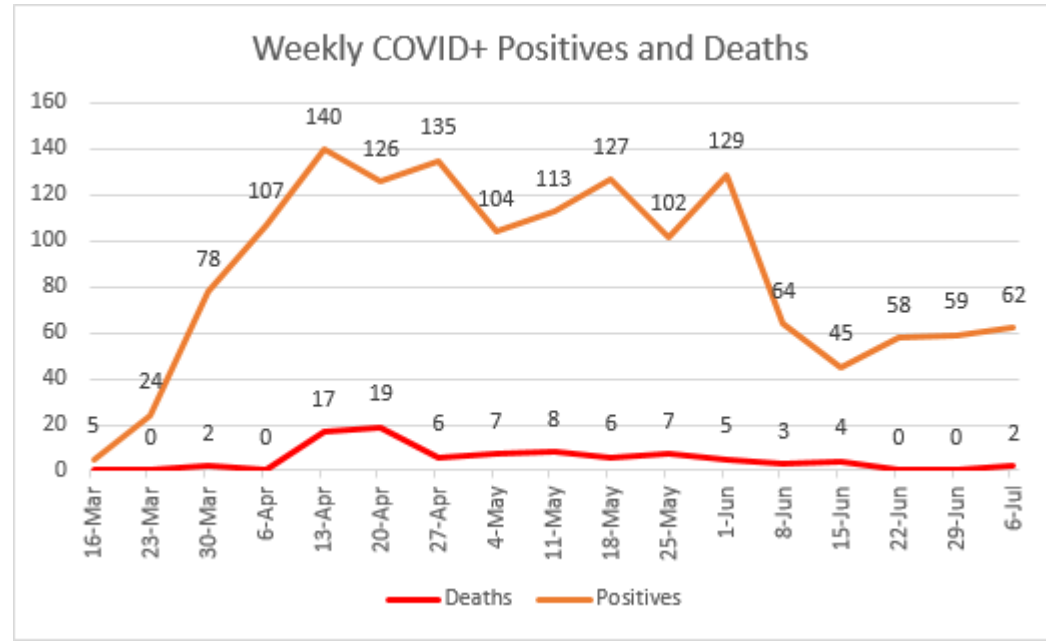
Charles County Emergency Services
Situation Report #74

SITUATION

Situation Summary:

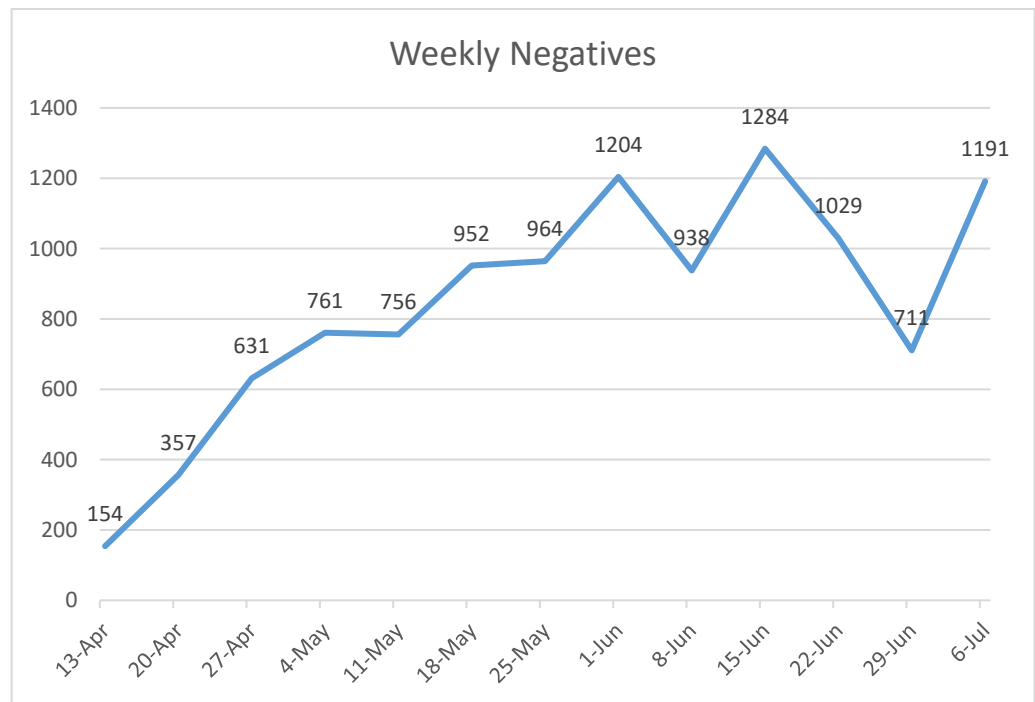
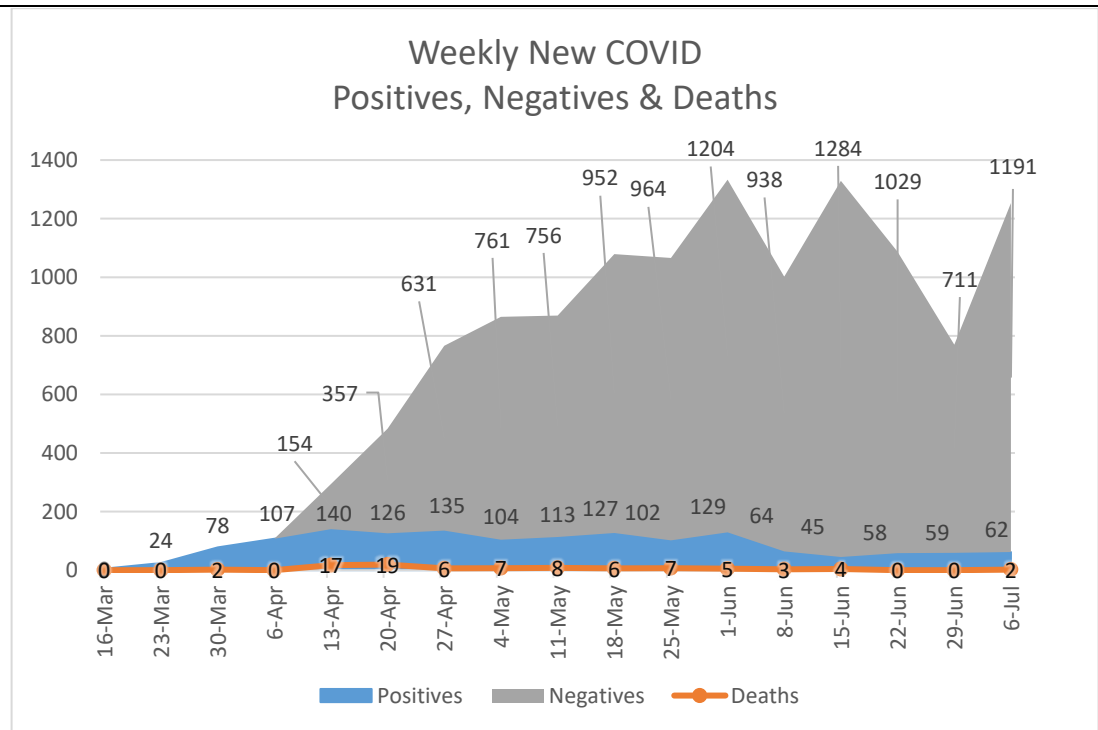
Global COVID-19 situation map [here](#)
Maryland summary map [here](#)

Data for the week of July 6 only includes 5 days of data, all other points are 7 days of data.



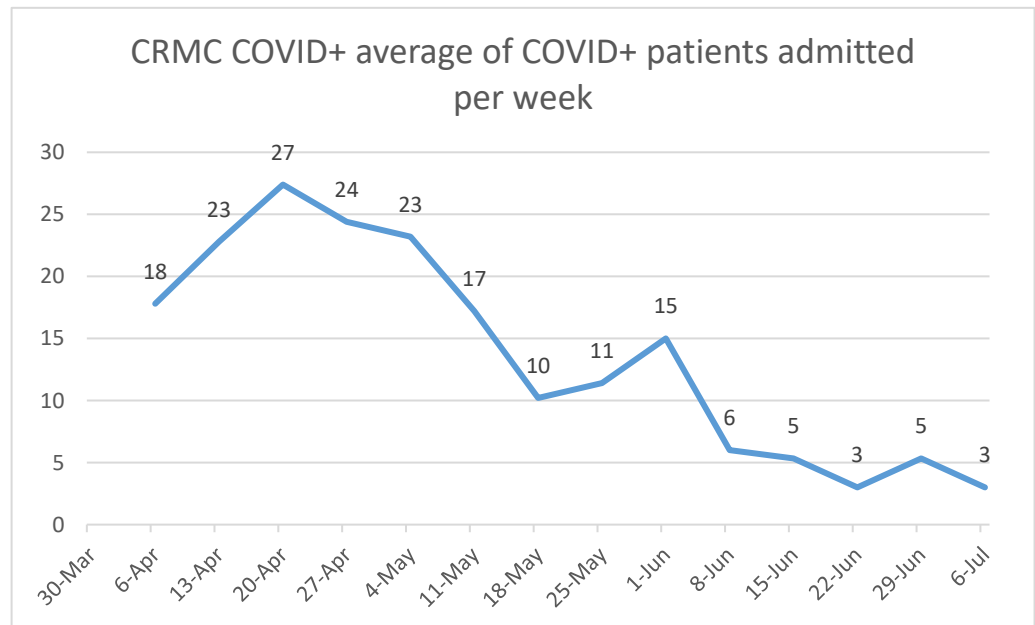
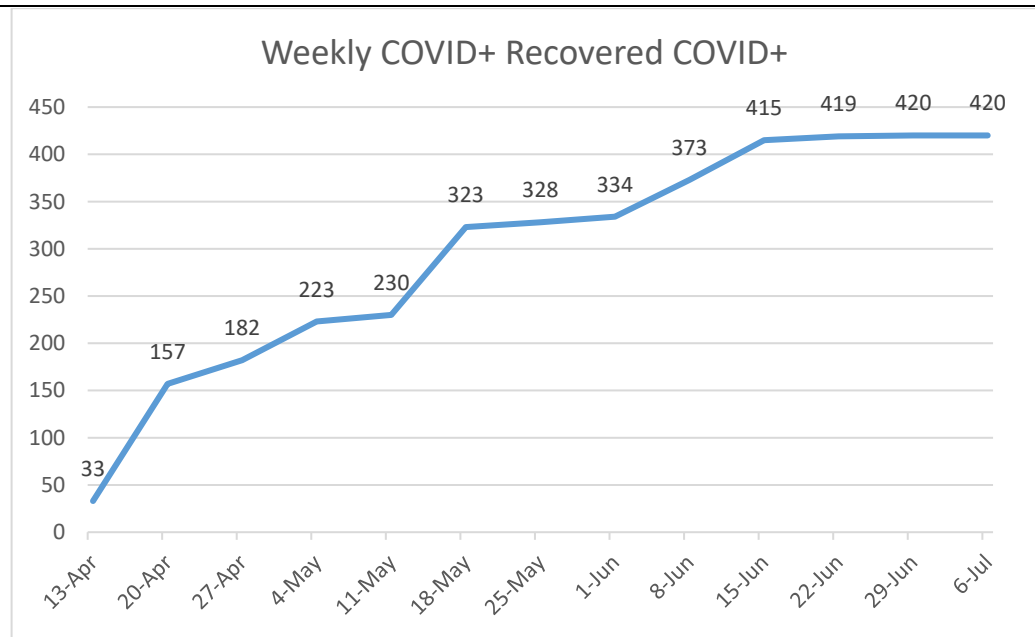
****SitRep #74 ~ July 8, 2020 – Next SitRep July 10, 2020****

July 8, 2020 ~ COVID 19



****SitRep #74 ~ July 8, 2020 – Next SitRep July 10, 2020****

July 8, 2020 ~ COVID 19



Charts based upon the data provided by the HD

Charles County Dept of Health Data:

1,478 cases total reported since the beginning of the event.

Age Distribution for Charles County cases:

Age Distribution for Charles County cases:

Under 18 years: 68 (4.6%)

18-64 years: 1155 (78.1%)

65+ years: 255 (17.3%)

****SitRep #74 ~ July 8, 2020 – Next SitRep July 10, 2020****

July 8, 2020 ~ COVID 19

	Average age of confirmed cases: 49 years
	12,332 negative tests results
	<p>Number of negative lab results since 7/6: 366</p> <p>Total testing volume for Charles County (positive and negative): 13810 Percentage of Charles County residents who have been tested for COVID-19: 8%</p> <p>Total Positivity Rate for all lab results thus far: 10.7% (state 9.5%) Positivity Rate for all lab results since 7/6: 8% Average number of days from specimen collection date to reporting to public health for all positive and negative lab results (N=1486) between June 24-30: 7.04 days Average number of days from specimen collection date to reporting to public health for all positive lab results (N=69) between June 24-30: 3.99 days Data on average number of days from specimen collection date to public health reporting will be done on a weekly basis and reported on the Friday report. Recovered and released from isolation: 364 Partially recovered with improved symptoms: 56 Known asymptomatic cases: 40</p> <p>238 or 16.1% required hospitalization. Hospitalization rate is steadily decreasing. Peak in hospitalization rate coincided with the peak in the skilled nursing facility outbreaks.</p> <p>Among confirmed cases, 837 (56.6%) Female; 641 (43.4%) Male 11% Healthcare Workers 1.0% First Responders: EMS, Fire, Law Enforcement 28% have underlying health conditions</p>
	<p>86 Fatalities</p> <p>Average age of fatalities: 77.1 years</p> <p>Age Distribution of Fatalities: 0-39 years: 0 40-69 years: 22 (25.0%) 70-79 years: 38 (43.2%) 80+ years: 28 (31.8%)</p> <p>Gender breakdown among fatalities: 48 or 54.5% Female 40 or 43.5% Male</p> <p>Racial breakdown among fatalities: 44.4% Non-Hispanic White 47.7% Non-Hispanic Black</p>

July 8, 2020 ~ COVID 19

	<div>3.4% Non-Hispanic Asian 4.5% Hispanic</div> <div>Location of death: Hospital Inpatient: 55 or 62.5% Nursing Home: 22 or 25.0% Other/Home/Emergency Room/Outpatient: 11 or 12.5%</div>				
Countywide Race/Ethnicity demographics	<div>Statewide By Race and Ethnicity is available at https://coronavirus.maryland.gov/</div> <div>Asian: 20 (1.3%) Black/African American: 550 (37.2%) White: 301 (20.4%) Other /2+ races/American Indian/Alaskan Native: 115 (7.8%) Data not available/Declined to Answer: 492 (33.3%)</div> <div>Ethnicity: Hispanic 118 (7.9%) Non-Hispanic 969 (65.6%) Data not available/Declined to Answer: 391 (26.5%)</div>				
Confirmed Cases by Zip Codes: Available information from State website. Not showing data from zip codes with less than 7 confirmed positives.	Zip code:	Total number of positive cases	Number of new positive cases since 7/6	Number of new negative labs since 7/6	Case Rate per 1000 residents
	20601	277	5	47	11.34
	20602	293	5	72	11.94
	20603	329	6	74	11.25
	20613	23	0	0	NA
	20616	53	0	21	9.05
	20622	20	0	0	4.08
	20637	36	1	11	7.01
	20640	59	1	15	6.75
	20646	166	5	56	8.73
	20662	21	1	3	7.16
	20664	22	0	8	7.70
	20675	10	0	2	5.98
	20677	13	0	7	5.60
	20695	99	5	32	14.87
	<div>Case Rates for Zip Codes Shared by Charles County and Prince George’s County: 20607, Accokeek: 12.24 20613, Brandywine: 14.42</div>				

July 8, 2020 ~ COVID 19

These are two of the lowest rates in Prince George's County. These rates are much closer to Waldorf and White Plains case rates.

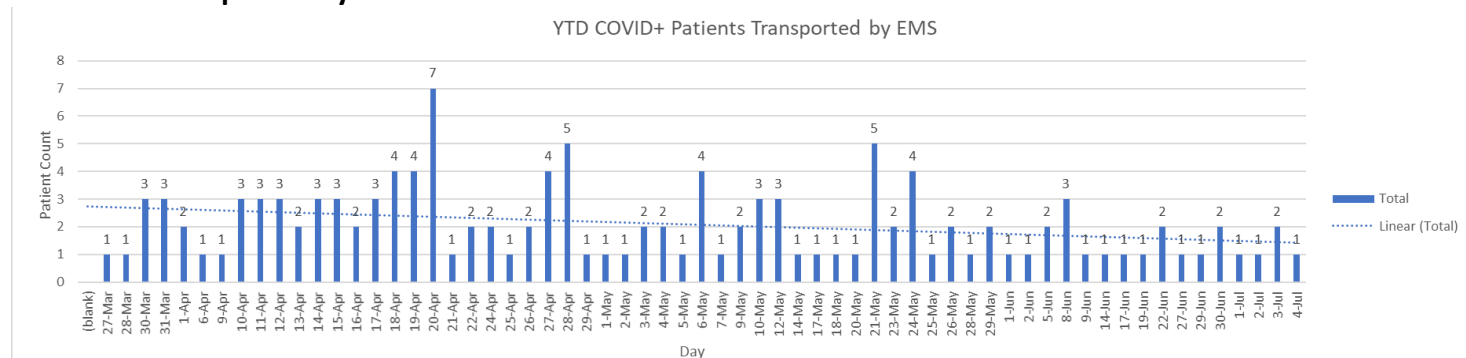
Case rates for other Prince George's County Zip Codes that are near Charles County:

20623, Rosaryville: 12.39

20772, Upper Marlboro: 13.00

20744, Fort Washington: 15.89

Total PUIs transported by Career & Volunteer EMS to date:



First Responders that have been exposed, are on quarantine or self-isolation

Quarantine means exposed and they can't come to work.

Self Isolation means sick or tested positive.

3 Quarantine: means exposed and they can't come to work -1 since last report

5 Self Isolation: means sick or tested positive -3 since the last report

Volunteer Fire, Career & Volunteer EMS

Stations/Apparatus:

- No Station's with contamination issues.
- No Apparatus with any contamination issues.

Personnel Exposure:

None

Incidents/Call Volume:

- No Major Incidents to Report related to COVID-19
- Monday July 6th - EMS Call Volume was above average, and Fire Call Volume was above average

67 EMS Related Incidents ----- 43 Fire Related Incidents

- Tuesday July 7th - EMS Call Volume was average, and Fire Call Volume was above average

53 EMS Related Incidents ----- 43 Fire Related Incidents

A storm cell Monday Night and Tuesday Early Morning brought several incidents for MVC's, Vehicles Stranded in Water, Trees Down and other storm related events. Several Citizens were rescued from Vehicles that were caught high water to include a severe incident on Route 381 where 2 citizens had to be rescued from swift water conditions.

Other Information:

- Continue to push out information about Social Distancing in the Stations.
- Continue to push out Peer Support Information.

****SitRep #74 ~ July 8, 2020 – Next SitRep July 10, 2020****

July 8, 2020 ~ COVID 19

	- Updated Special Orders distributed to all Departments
Schools # of meals served:	Tuesday, July 7, 2020, CCPS served 1786 meals at the 11 meal distribution sites. This total was -70 from the total of meals distributed on Monday July 6, 2020.
Charles Regional Medical Center:	<p>Hospital Bed Capacity = 166. Census = 80</p> <p>Hospital COVID Positive Census = 3</p> <p>Hospital ICU in now a dedicated COVID-19 Unit, and 3 East is for regular ICU overflow and has 10 beds.</p> <p>Isolation Room Capacity = 12</p> <p>Isolation Rooms Occupied = 6</p> <p>Confirmed positive cases of COVID-19 patient admissions = 3</p> <p>The total three (3) COVID-19 positive patients all are located in the ICU Dedicated COVID-19 Unit.</p> <p>PUI admissions = 2</p> <p>Ventilated COVID-19 positive patients = 1</p> <p>Ventilators not in use = 19</p> <p>EMS staff transport to CRMC on Tuesday 7-07-2020: No Report Available.</p>
Law Enforcement: MSP & CCSO:	<p><u>Agency COVID-19 Numbers:</u></p> <p>Charles County Sheriff's Office:</p> <ul style="list-style-type: none"> • 2 Sworn Officer quarantined • 0 Sworn Officers isolated • 0 Correctional Officer quarantined • 2 Correctional Officers isolated • 1 civilians quarantined • 0 civilians isolated. <p>Charles County Detention Center Population:</p> <ul style="list-style-type: none"> • 99 inmates • 0 COVID positive inmates • 0 Inmates with symptoms <p>Maryland State Police: None local</p>

July 8, 2020 ~ COVID 19

Maryland Transportation Authority: None local

La Plata Police Department:

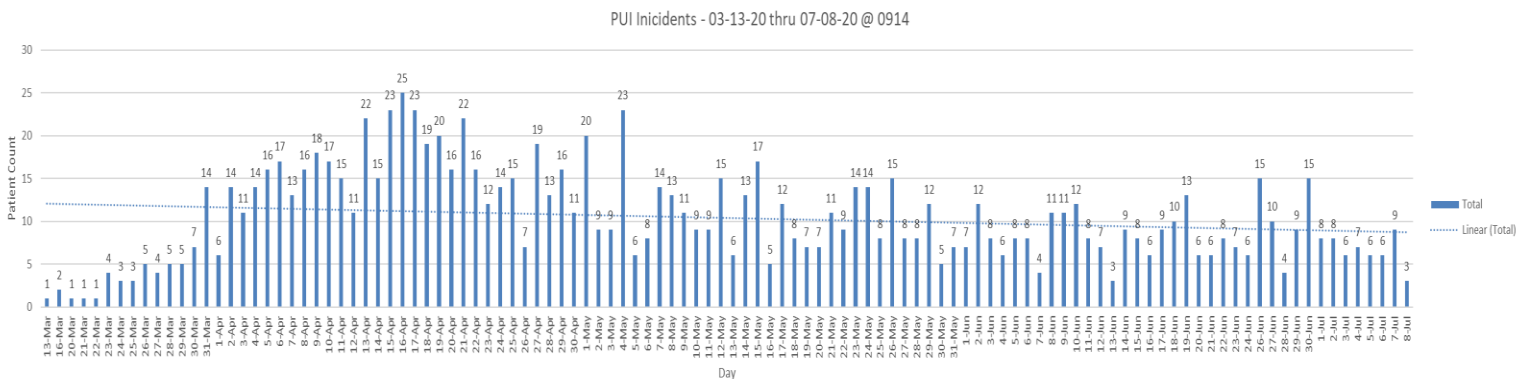
- 0 Officer Quarantined
- 2 Officers Isolated
- 1 Civilian Isolated

Natural Resources Police: None local

Definitions

Quarantine: Quarantine is the process of keeping an asymptomatic (no symptoms) person who had a reported exposure away from other people.

Isolation: Isolation is the process of keeping a symptomatic or positive person away from all other people.



****SitRep #74 ~ July 8, 2020 – Next SitRep July 10, 2020****