

July 2, 2020 ~ COVID 19

Charles County Emergency Services
Situation Report #72

New items will be in italicized and red.

Link to provide comments for the After Action Report (AAR)

<https://tinyurl.com/ydatnmo4>

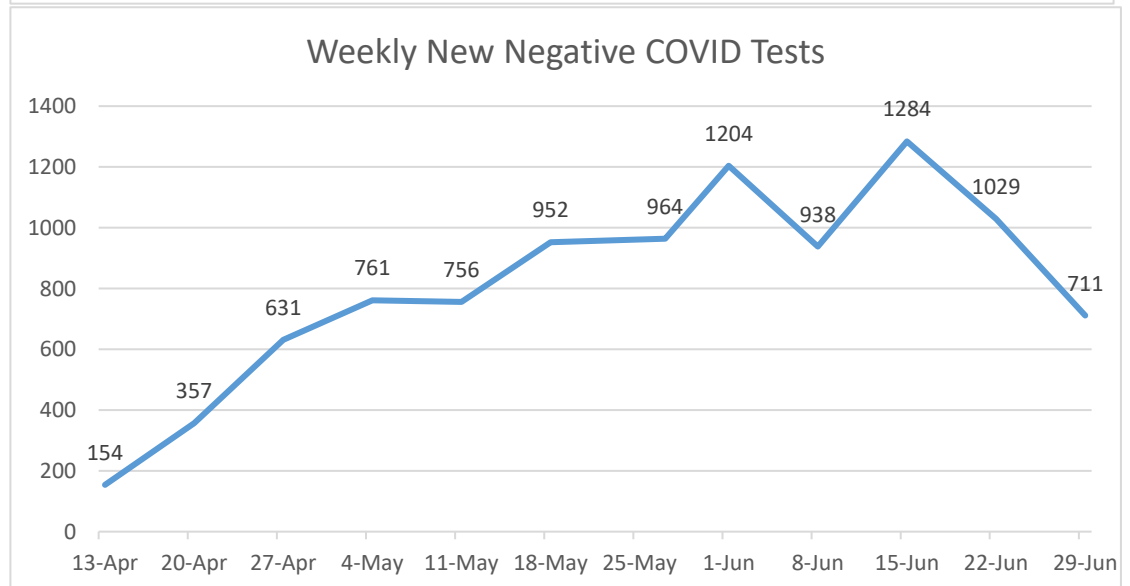
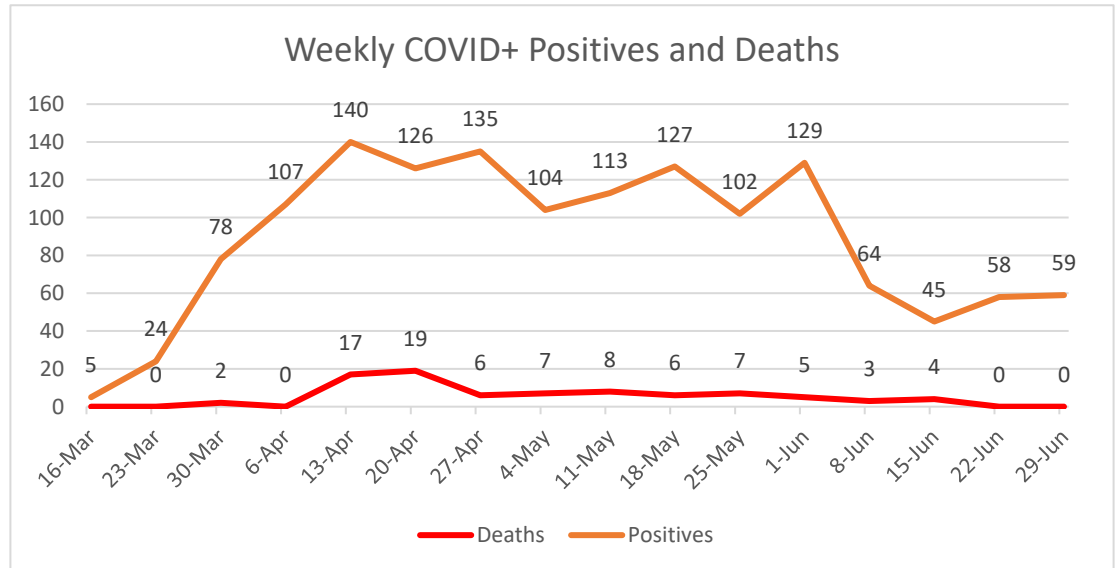
SITUATION

Situation Summary:

Global COVID-19 situation map [here](#)

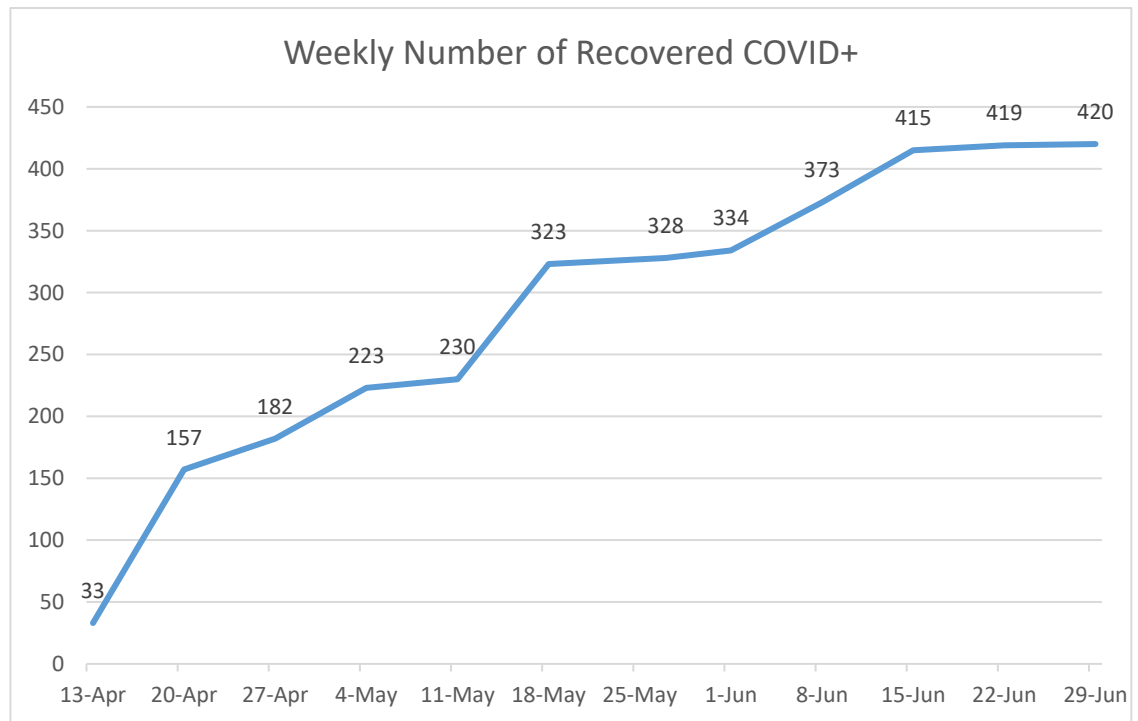
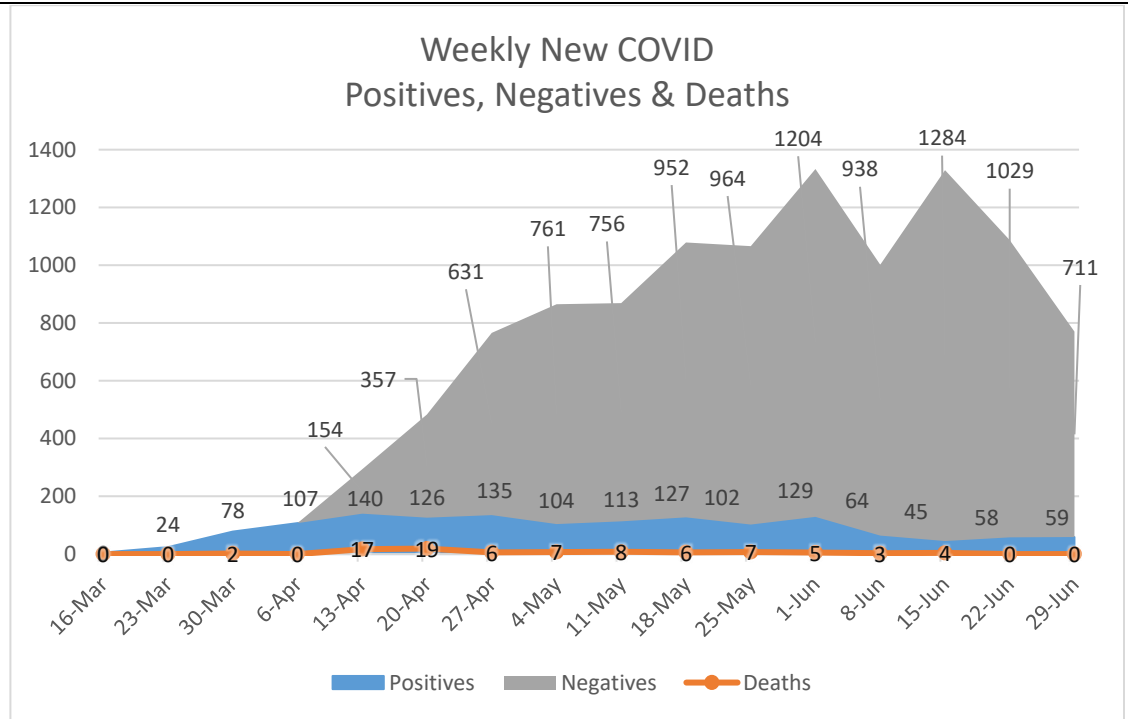
Maryland summary map [here](#)

Charts below contain 6 days of data and some may contain 5 days of data for the week of June 29 due to the Holiday week. Updated charts will be provided on Monday, July 6, 2020



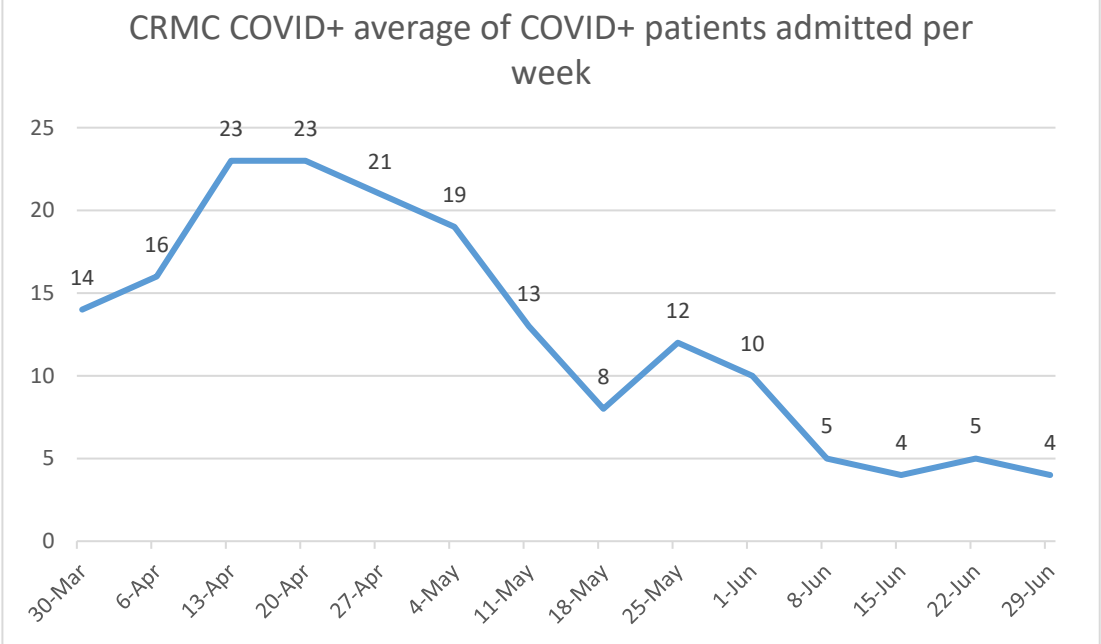
****SitRep #72 ~ July 2, 2020 – Next SitRep July 6, 2020****

July 2, 2020 ~ COVID 19



****SitRep #72 ~ July 2, 2020 – Next SitRep July 6, 2020****

July 2, 2020 ~ COVID 19

	<p style="text-align: center;">CRMC COVID+ average of COVID+ patients admitted per week</p>  <table border="1"> <caption>CRMC COVID+ average of COVID+ patients admitted per week</caption> <thead> <tr> <th>Date</th> <th>Average Patients</th> </tr> </thead> <tbody> <tr><td>30-Mar</td><td>14</td></tr> <tr><td>6-Apr</td><td>16</td></tr> <tr><td>13-Apr</td><td>23</td></tr> <tr><td>20-Apr</td><td>23</td></tr> <tr><td>27-Apr</td><td>21</td></tr> <tr><td>4-May</td><td>19</td></tr> <tr><td>11-May</td><td>13</td></tr> <tr><td>18-May</td><td>8</td></tr> <tr><td>25-May</td><td>12</td></tr> <tr><td>1-Jun</td><td>10</td></tr> <tr><td>8-Jun</td><td>5</td></tr> <tr><td>15-Jun</td><td>4</td></tr> <tr><td>22-Jun</td><td>5</td></tr> <tr><td>29-Jun</td><td>4</td></tr> </tbody> </table> <p>Charts based upon the data provided by the HD, and will be updated and inserted weekly on Fridays.</p>	Date	Average Patients	30-Mar	14	6-Apr	16	13-Apr	23	20-Apr	23	27-Apr	21	4-May	19	11-May	13	18-May	8	25-May	12	1-Jun	10	8-Jun	5	15-Jun	4	22-Jun	5	29-Jun	4
Date	Average Patients																														
30-Mar	14																														
6-Apr	16																														
13-Apr	23																														
20-Apr	23																														
27-Apr	21																														
4-May	19																														
11-May	13																														
18-May	8																														
25-May	12																														
1-Jun	10																														
8-Jun	5																														
15-Jun	4																														
22-Jun	5																														
29-Jun	4																														
<p>COVID Confirmed cases in Charles County</p>	<p><i>1,416 cases total reported since the beginning of the event.</i></p> <p>Age Distribution for Charles County cases:</p> <ul style="list-style-type: none"> Under 18 years: 56 (4.0%) 18-64 years: 1098 (78.2%) 65+ years: 250 (17.8%) <p>11141 negative tests results</p> <p>Number of positive lab results in last 24 hours: 6</p> <p>Number of negative lab results in last 24 hours: 148</p> <p>Total testing volume for Charles County (positive and negative): 12545</p> <p>Total Positivity Rate for all lab results thus far: 11.1% (state 10.3%)</p> <p>Positivity Rate for all lab results in last 24 hours: 3.9%</p> <p>Average number of days from specimen collection date to reporting to public health for all positive and negative lab results (N=1486) between June 24-30: 7.04 days</p> <p>Average number of days from specimen collection date to reporting to public health for all positive lab results (N=69) between June 24-30: 3.99 days</p> <p>Data on average number of days from specimen collection date to public health reporting will be done on a weekly basis and reported on the Friday report.</p>																														

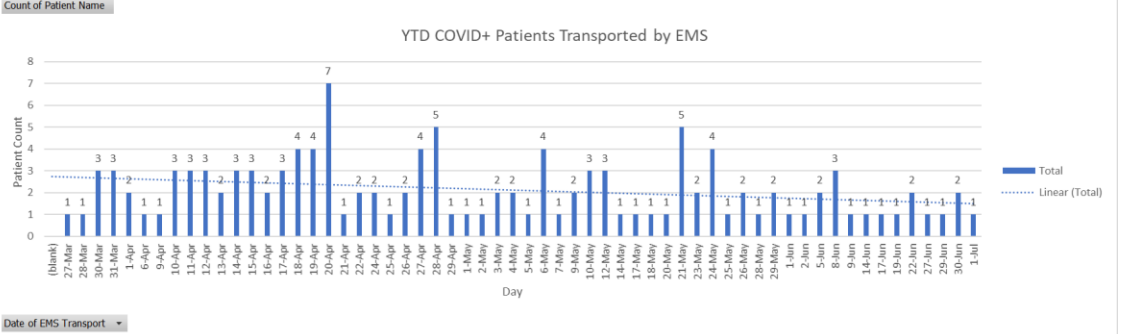
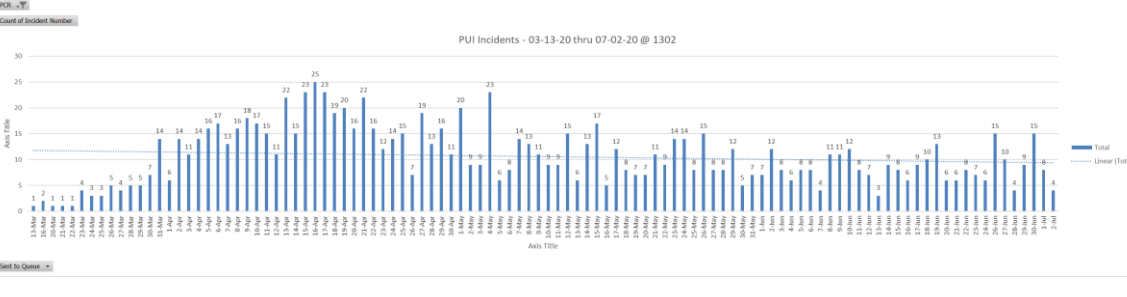
July 2, 2020 ~ COVID 19

	<p>Recovered and released from isolation: 364</p> <p>Partially recovered with improved symptoms: 56</p> <p>Known asymptomatic cases: 40</p> <p>232 or 16.5% required hospitalization. Hospitalization rate is steadily decreasing. Peak in hospitalization rate coincided with the peak in the skilled nursing facility outbreaks.</p> <p>Among confirmed cases, 788 (56.1%) Female; 616 (43.9%) Male</p> <p>10.6% Healthcare Workers</p> <p>1.0% First Responders: EMS, Fire, Law Enforcement</p> <p>27% have underlying health conditions</p> <p>Age range of positive COVID-19 cases: 0-100 years</p> <p>Average age of confirmed cases: 48.7 years</p> <hr/> <p>Fatalities: 84 No fatalities since Friday 6/19/2020 – 2 probable cases, but not confirmed.</p> <p>Average age of fatalities: 76.9 years</p> <p>Age Distribution of Fatalities:</p> <ul style="list-style-type: none"> • 0-39 years: 0 • 40-69 years: 22 (25.6%) • 70-79 years: 38 (44.2%) • 80+ years: 26 (30.2%) <p>Gender breakdown among fatalities:</p> <ul style="list-style-type: none"> • 47 or 54.7% Female • 39 or 45.3% Male <p>Race breakdown among fatalities:</p> <ul style="list-style-type: none"> • 45.3% Non-Hispanic White • 47.7% Non-Hispanic Black • 3.5% Non-Hispanic Asian • 3.5% Hispanic <p>Location of deaths:</p> <ul style="list-style-type: none"> • Hospital Inpatient: 53 or 61.6% • Nursing Home: 22 or 25.6% • Other/Home/Emergency Room/Outpatient: 11 or 12.8%
<p>Countywide Race/Ethnicity demographics</p>	<p>Statewide By Race and Ethnicity is available at https://coronavirus.maryland.gov/Race Breakdown</p> <ul style="list-style-type: none"> • Asian: 17 (1.2%) • Black/African American: 509 (36.3%)

July 2, 2020 ~ COVID 19

	<ul style="list-style-type: none">• White: 285 (20.3%)• Other /2+ races/American Indian/Alaskan Native: 107 (7.6%)• Data not available/Declined to Answer: 486 (34.6%) <p>Ethnicity Breakdown</p> <ul style="list-style-type: none">• Hispanic 109 (7.8%)• Non-Hispanic 878 (62.5%)• Data not available/Declined to Answer: 417 (29.7%)																																																																											
Confirmed Cases by Zip Codes: Available information from State website. Not showing data from zip codes with less than 7 confirmed positives.	<table><tr><th>Zip code:</th><th>Total number of positive cases</th><th>Number of new positive cases in last 24 hours</th><th>Number of new negative labs in last 24 hours</th><th>Case Rate per 1000 residents</th></tr><tr><td>20601</td><td>265</td><td>1</td><td>26</td><td>10.76</td></tr><tr><td>20602</td><td>276</td><td>1</td><td>27</td><td>11.26</td></tr><tr><td>20603</td><td>319</td><td>1</td><td>28</td><td>10.91</td></tr><tr><td>20613</td><td>23</td><td>0</td><td>0</td><td>NA</td></tr><tr><td>20616</td><td>50</td><td>0</td><td>8</td><td>8.54</td></tr><tr><td>20622</td><td>20</td><td>0</td><td>0</td><td>3.88</td></tr><tr><td>20637</td><td>35</td><td>0</td><td>2</td><td>6.82</td></tr><tr><td>20640</td><td>54</td><td>1</td><td>8</td><td>5.27</td></tr><tr><td>20646</td><td>158</td><td>0</td><td>23</td><td>8.31</td></tr><tr><td>20662</td><td>19</td><td>1</td><td>2</td><td>6.13</td></tr><tr><td>20664</td><td>21</td><td>0</td><td>2</td><td>7.37</td></tr><tr><td>20675</td><td>10</td><td>0</td><td>1</td><td>5.98</td></tr><tr><td>20677</td><td>13</td><td>1</td><td>2</td><td>5.60</td></tr><tr><td>20695</td><td>90</td><td>0</td><td>15</td><td>13.54</td></tr></table> <p>Case Rates for Zip Codes Shared by Charles County and Prince George’s County:</p> <ul style="list-style-type: none">• 20607, Accokeek: 11.63• 20613, Brandywine: 14.25• These are two of the lowest rates in Prince George’s County. These rates are much closer to Waldorf and White Plains case rates. <p>Case Rates for Other Prince George’s County Zip Codes that are Near Charles County:</p> <ul style="list-style-type: none">• 20623, Rosaryville: 12.03• 20772, Upper Marlboro: 12.53• 20744, Fort Washington: 14.89	Zip code:	Total number of positive cases	Number of new positive cases in last 24 hours	Number of new negative labs in last 24 hours	Case Rate per 1000 residents	20601	265	1	26	10.76	20602	276	1	27	11.26	20603	319	1	28	10.91	20613	23	0	0	NA	20616	50	0	8	8.54	20622	20	0	0	3.88	20637	35	0	2	6.82	20640	54	1	8	5.27	20646	158	0	23	8.31	20662	19	1	2	6.13	20664	21	0	2	7.37	20675	10	0	1	5.98	20677	13	1	2	5.60	20695	90	0	15	13.54
Zip code:	Total number of positive cases	Number of new positive cases in last 24 hours	Number of new negative labs in last 24 hours	Case Rate per 1000 residents																																																																								
20601	265	1	26	10.76																																																																								
20602	276	1	27	11.26																																																																								
20603	319	1	28	10.91																																																																								
20613	23	0	0	NA																																																																								
20616	50	0	8	8.54																																																																								
20622	20	0	0	3.88																																																																								
20637	35	0	2	6.82																																																																								
20640	54	1	8	5.27																																																																								
20646	158	0	23	8.31																																																																								
20662	19	1	2	6.13																																																																								
20664	21	0	2	7.37																																																																								
20675	10	0	1	5.98																																																																								
20677	13	1	2	5.60																																																																								
20695	90	0	15	13.54																																																																								

July 2, 2020 ~ COVID 19

<p>Total PUIs transported by Career & Volunteer EMS to date:</p>	 <p>Count of Patient Name</p> <p>YTD COVID+ Patients Transported by EMS</p> <p>Patient Count</p> <p>Day</p> <p>Date of EMS Transport</p> <p>Legend: Total (Blue bars), Linear (Total) (Dotted line)</p>
<p>First Responders that have been exposed, are on quarantine or self-isolation</p>	<p>Quarantine means exposed and they can't come to work. Self Isolation means sick or tested positive.</p> <p>8 Quarantine: means exposed and they can't come to work -no change since last report 2 Self Isolation: means sick or tested positive -no change since the last report</p>
<p>EOC Safety Officer Update</p>	<p>Safety Messages are all posted here: https://tinyurl.com/ro8jgo8 New Safety Training video for Donning & Doffing PPE : https://youtu.be/mY4rvyJDxDk</p>  <p>PUI Incidents - 03-13-20 thru 07-02-20 @ 1302</p> <p>Count of Incident Number</p> <p>Axis Title</p> <p>Legend: Total (Blue bars), Linear (Total) (Dotted line)</p>
<p>Websites that include the official information:</p>	<p>DIY Facemask designs from the CDC: https://www.cdc.gov/coronavirus/2019-ncov/prevent-getting-sick/diy-cloth-face-coverings.html</p> <p>Maryland Coronavirus (COVID-19) Rumor Control Page. Marylanders are encouraged to visit the page at Bit.ly/Md-Covid19-Rumors.</p> <p>New County Webpage for the Dept of Health https://www.charlescountymd.gov/government/other-agencies/charles-county-department-of-health</p> <p>List of EPA Approved Disinfecting Agents for COVID-19 https://www.epa.gov/pesticide-registration/list-n-disinfectants-use-against-sars-cov-2</p> <p>FEMA's rumor control website: https://www.fema.gov/coronavirus-rumor-control?fbclid=IwAR3x4emdkwiN9W1z_dMZVPFTjgVwxCEXSi9THFHwkdzXjITl1g-py9iio</p> <p>Updated CDC flyers have been added to the below site. Printable CDC Handouts & Posters: https://www.cdc.gov/coronavirus/2019-ncov/communication/factsheets.html CDC COVID-19 website for informational purposes: https://www.cdc.gov/coronavirus/2019-ncov/index.html</p>

July 2, 2020 ~ COVID 19

	<p>Coronavirus.gov</p> <p>Maryland Dept of Health Coronavirus website: https://phpa.health.maryland.gov/Pages/Novel-coronavirus.aspx https://coronavirus.maryland.gov/</p> <p>Charles County Dept of Health Coronavirus website: http://www.charlescountyhealth.org/2019-novel-coronavirus-2019-ncov-in-the-u-s/</p> <p>Charles County Government: https://www.charlescountymd.gov/services/health-and-human-services/covid-19</p>
Closures:	<p>All closures for Charles County will be listed here: https://www.charlescountymd.gov/government/operating-schedule</p>
Donations Management	<p>We will be directing the public to call 301-609-3435 or to email desdonations@charlescountymd.gov if they wish to donate.</p> <p>Total of 2,000 donated cloth masks have been donated and/or labor to sew have been donated so far.</p> <p>SMECO is donating \$2,500 to First Responders.</p>
<u>EXECUTIVE ACTIONS</u>	
EOC Activation:	<p>EOC is moving to monitoring status on June 1, 2020. Public Safety Group will continue to meet on Mondays. Staff reports are due on Mon-Wed-Fri for SitRep briefing packages.</p> <p>MEMA Full Activation of the SEOC – with staff will be operating Monday – Friday 0700 to 1700. Virtual on Weekends.</p> <p>EOC email addresses: despeersupport@charlescountymd.gov deseoc@charlescountymd.gov desplanning@charlescountymd.gov deslogistics@charlescountymd.gov desfinance@charlescountymd.gov dessafety@charlescountymd.gov desdonations@charlescountymd.gov</p>
State of Emergency:	<p>State of Maryland Declared on 3/5/2020 County Declared on 3/16/2020 (for up to 30 days) County extended to July 29, 2020 5:59PM</p>
Protective Actions:	<p>5/13/2020 New Executive Orders to Open up Businesses All Governor's Executive orders are posted here: https://governor.maryland.gov/category/executive-orders/</p>
County Government:	<p>County Government Buildings continue to be Closed to the Public County will move into Phase 2 of the New Normal Taskforce Plan on Mon June 1. Closures for County Government here: See here for Recreations, Parks and Tourism</p>

July 2, 2020 ~ COVID 19

	https://www.charlescountyparks.com/about-us/covid-19 See here for Operating Status updates: https://www.charlescountymd.gov/government/operating-schedule
PIO:	Nothing new to report at this time.
Schools:	<p><i>Served 1890 meals at the 11 meal distribution sites.</i></p> <p><i>Please note that today was the first day of breakfast and lunch only service, so each bag contains two meals versus three, as they have provided for the last 4 months.</i></p>
<u>HEALTH and HUMAN SERVICES</u>	
Medical isolation/quarantine for vulnerable populations:	0 persons in non-congregate care shelter at this time.
Shelter Operation Plan:	Not Activated
Essential Personnel Childcare:	<p>Here is the guidance to see if your staff qualifies for the Child Care Access during COVID-19. See the Gov EO here: https://governor.maryland.gov/wp-content/uploads/2020/03/Child-Care-Access.pdf.</p> <p>Here is the list of approved child care facilities for COVID-19: https://earlychildhood.marylandpublicschools.org/approved-emergency-personnel-child-care.</p> <p>Your staff may pick anyone of these facilities based on location.</p> <p>There are a few forms your staff need to fill out to take to the child care facility of their choice. Those forms can be found on the right side of the website copied here: http://marylandpublicschools.org/Pages/default.aspx</p>
Recreations, Parks & Tourism:	<p>The golf course has been re-opened.</p> <p>See other cancellations here: https://www.charlescountyparks.com/about-us/covid-19</p>
Department of Health:	<p><u>INFECTIOUS DISEASE</u></p> <p>CASE COUNT—CHARLES COUNTY</p> <p>As of 7/01/2020, total case count for Charles County is 1,404.</p> <ul style="list-style-type: none"> • The line list with confirmed case counts for Charles County is continuously updated as lab reports are received from MDH, hospitals, and commercial laboratories. • Contact tracing efforts are continuous with a focus on healthcare workers, EMS, and police. <p><u>CALL CENTER UPDATE</u></p> <ul style="list-style-type: none"> • Operation time: 0800 to 2200. • The numbers to call remain the same: 301.609.6717 or 301.609.6777

July 2, 2020 ~ COVID 19

	<ul style="list-style-type: none"> Call Center volume is approximately 30 to 60 call per day. <p><u>MEDIA, SOCIAL MEDIA AND WEBSITE</u></p> <ul style="list-style-type: none"> PIO working on re-opening coalition multimedia campaign. <p><u>PARTNER/STAKEHOLDER OUTREACH</u></p> <p><u>LTC/AL</u></p> <ul style="list-style-type: none"> The Long-Term Care and Assisted Living call will be held July 2 at 3 p.m. by CCDOH nurse liaisons. <p><u>ALL-PARTNER</u></p> <ul style="list-style-type: none"> Now included in weekly coalition webinar with Dr. Haft. <p><u>MARYLAND EPIDEMIOLOGY & SURVEILLANCE PROFILE</u></p> <p>Case Investigation, Surveillance, and Infectious Disease Response (D, Blythe)</p> <ol style="list-style-type: none"> 1) Latest case counts – total: 67,918 (474,686 negative) 2) New cases: 359 <ol style="list-style-type: none"> a) Age distribution: <ol style="list-style-type: none"> i) under 18 years - 2 % ii) in 19-64 age range 74% iii) in 65+ age range 24% b) Geographic distribution: <ol style="list-style-type: none"> i) National Capital 53% ii) Baltimore Metro area 41% iii) Eastern Shore 3% iv) Southern 2% v) Western 1% c) Of cases, 53% female; 47% male d) Hospitalizations (9 in last 24 hours); total current 461; total ever 10,902 e) Deaths -- Total 3,077 (15 in last 24 hours) f) Release from isolation – 5,001
Social Services	No report requested at this time.
Community Services:	No report requested at this time.
Lifestyles:	<p>Food services</p> <p>Eight (8) cabanas operated today as well as curbside distributions. Since April 15th over 25,702 meals have been provided to County residents. Providing 217 anytime bags and 37 toiletry bags today. Currently 118 volunteers are assisting with food distribution and cabanas.</p> <p>Volunteers will prepare another 1800 anytime bags and 100 grocery bags for distribution on Thursday for distribution next week. 17 meals were delivered to homebound and homeless individuals today.</p> <p>Outreach</p>

July 2, 2020 ~ COVID 19

	<p>Maryland Diaper Bank LifeStyles of Maryland is a Maryland Diaper Bank Diaper Hub to support COVID 19 relief efforts. Almost 10,000 diapers have been distributed between Charles and Prince George's counties.</p> <p>Outreach numbers – 89 unduplicated persons have been served through Street outreach during the pandemic. The sanitation stations are set to be removed as of yesterday. With continued restrictions requests to continue this for at least another month will be made. We continue to provide face coverings to individuals living in encampments who were without or needed replacements. Through donations and purchases we can meet the requests. Trying to maintain access to water for clients. We continue to purchase 25 cases of water per week for distribution. The Nanjemoy area needs larger bottles of water, at least gallon containers. Staff is continuing to work with the Department of Community Services to house eligible individuals as quickly as possible.</p> <p>We are meeting with DSS, Housing Authority and other groups to address the lifting of rent/mortgage and eviction moratorium being lifted and the potential impact on county residents as well as landlords.</p> <p>Testing for shelters and homeless population with the health department. To date no positive results.</p> <p>We are coordinating with shelter providers and have set up meetings with Safe Nights Host sites to look at congregate sheltering and alternative sheltering for hypothermia.</p> <p style="text-align: center;">Facilities</p> <p>All participants and staff are doing temperature checks daily. Limited access to all facilities. Additional safety measures are being put in place to reduce access to facilities. Guests are not allowed at facilities at this time.</p>
<p>Charles Regional Medical Center</p>	<ul style="list-style-type: none"> • <i>CRMC is modifying its visitor policy beginning on July 3. One person per family may be allowed to visit with a family member that is admitted.</i> • <i>Hospital Bed Capacity = 166. Census = 89</i> • <i>Hospital COVID Positive Census = 3</i> • <i>Hospital ICU in now a dedicated COVID-19 Unit, and 3 East is for regular ICU overflow and has 10 beds.</i> • <i>Isolation Room Capacity = 12</i> • <i>Isolation Rooms Occupied = 7</i> • <i>Confirmed positive cases of COVID-19 patient admissions = 3</i>

July 2, 2020 ~ COVID 19

	<ul style="list-style-type: none"> - <i>The total three (3) COVID-19 positive patients all are located in the ICU Dedicated COVID-19 Unit.</i> - • <i>PUI admissions = 3</i> • <i>Ventilated COVID-19 positive patients = 1</i> • <i>Ventilators not in use = 19</i> • <i>EMS staff transport to CRMC on Wednesday, 7/01/2020 = Two (2) PUI's. Waiting for test results.</i>
<u>OPERATIONS</u>	
Peer Support Team: Will be reporting weekly on Mondays.	despeersupport@charlescountymd.gov **NEW NUMBER** - 240-532-0558 Video about Peer Support: https://youtu.be/EIML_RnIdAY
HazMat:	Providing Logistics support for the EOC
Law Enforcement: MSP & CCSO	<p><u>Buildings:</u></p> <p><i>Charles County Sheriff's Office: District 1 Lobby is closed for scheduled remodeling. The District 1 clerks have moved to the CCDC Annex building in the same parking area and that lobby is open as normal.</i></p> <p><i>Maryland State Police: Restricted to public</i></p> <p><i>Maryland Transportation Authority: Closed to Public</i></p> <p><i>La Plata Police Department: Closed to the public</i></p> <p><i>Natural Resources Police: Building Closed</i></p> <p><u>Operations:</u></p> <p><i>Charles County Sheriff's Office: Operations have gone to emergency scheduling in accordance with a CCSO level 3 All-Hazards activation. Patrol operational periods are 12 hours from 0700-1900 and 1900-0700. All other operations sections running with normal services being provided from modified locations. Services provided have not been reduced or augmented.</i></p> <p><i>Maryland State Police: Operations as normal.</i></p> <p><i>Maryland Transportation Authority: Operations as normal.</i></p> <p><i>La Plata Police Department: Operations as normal; Doing screening in and screening out.</i></p> <p><i>Natural Resources Police: Operations as normal.</i></p> <p><u>Internal COVID-19:</u></p>

July 2, 2020 ~ COVID 19

Charles County Sheriff's Office:

- 2 Sworn Officer quarantined
 - Expected to return to work on 7/6 and 7/10
- 0 Sworn Officers isolated
- 0 Correctional Officer quarantined
- 0 Correctional Officers isolated
- 0 civilians quarantined
- 0 civilians isolated.

Charles County Detention Center Population:

- 100 inmates
- 0 COVID positive inmates
- 0 Inmates with symptoms

Maryland State Police: None local

Maryland Transportation Authority: None local

La Plata Police Department:

- 5 Officer Quarantined
- 1 Officers Isolated
- 1 Civilian Isolated

Natural Resources Police: None local

Definitions

Quarantine: Quarantine is the process of keeping an asymptomatic (no symptoms) person who had a reported exposure away from other people.

Isolation: Isolation is the process of keeping a symptomatic or positive person away from all other people.

Crime Stats:

Crime continues to be down in all aspects.

TRU:

Charles County Sheriff's Office: Open and working; triage site for COVID-19 calls for service.

Maryland State Police: Open and working.

Maryland Transportation Authority: Open and working.

La Plata Police Department: Open and working.

Natural Resources Police: Open and working.

Call Restrictions:

Charles County Sheriff's Office: None

July 2, 2020 ~ COVID 19

	<p><i>Maryland State Police: None</i> <i>Maryland Transportation Authority: None</i> <i>La Plata Police Department: None</i> <i>Natural Resources Police: None</i></p> <p><u>Governor's Order Violations since Emergency Orders Issued:</u></p> <p><i>Violation sustained calls for service: 66</i> <i>Warnings: 63</i> <i>Charges later: 2</i> <i>On-scene arrest: 1</i></p> <p><u>Health Department Order Violations (Between 04/16/20 and 04/18/20):</u></p> <p><i>Calls for Service</i></p> <p><i>Founded: 5</i> <i>Unfounded: 10</i></p> <p><i>Dispositions</i></p> <p><i>Warnings: 5 issued</i></p>
Career EMS & Volunteer Fire & EMS:	<p>Items Being Worked On:</p> <ul style="list-style-type: none"> - Reduction of Force Policy – Information gathering occurring. - Non COVID Related – Civil Disturbance Response Policy <p>Stations/Apparatus:</p> <ul style="list-style-type: none"> - No Station's with contamination issues. - No Apparatus with any contamination issues. <p>Personnel Exposure: None</p> <p>Incidents/Call Volume:</p> <ul style="list-style-type: none"> - No Major Incidents to Report related to COVID-19 - Thursday June 26th - EMS Call Volume was average, and Fire Call Volume was average <p>55 EMS Related Incidents ----- 16 Fire Related Incidents</p> <ul style="list-style-type: none"> - Friday June 27th - EMS Call Volume was above average, and Fire Call Volume was average <p>70 EMS Related Incidents ----- 22 Fire Related Incidents</p> <ul style="list-style-type: none"> - Saturday June 28th – EMS Call Volume was average, and Fire Call Volume was below average <p>57 EMS Related Incidents ----- 11 Fire Related Incidents</p> <p>Other Information:</p> <ul style="list-style-type: none"> - Continue to push out information about Social Distancing in the Stations. - Continue to push out Peer Support Information.

July 2, 2020 ~ COVID 19

Special Operations Collapse Team:	No report requested at this time.
Emergency Management:	Short code websites: After Action Report (AAR) https://tinyurl.com/ydatnmo4 First Responder Discounts at local businesses: https://tinyurl.com/yavb5sjl Sit Reps: https://tinyurl.com/vcfuvw7 Safety Messages: https://tinyurl.com/ro8jgo8 Comms Memos https://tinyurl.com/r9zjaqh EMS Special Orders https://tinyurl.com/t2l9hzu
Animal Control/CART:	Continuing to provide for animal control services to the County.
Economic Development	Continuing to facilitate the SBA declaration and other programs that are important to the local business community. Information and updates are available through the www.meetcharlescounty.com website.
<u>INFRASTRUCTURE</u>	
Power Outages: (SMECO)	None at this time
County Roads:	No report requested at this time.
Debris Removal:	Not activated
Communications:	Continuing to provide screening for PUIs and sending emails to internal staff when PUIs are identified. Updating policies and sending out safety messages for staff.
Utilities:	Not activated
PGM(DA Teams):	Not activated
County CIP/B&T:	Not activated
<u>LOGISTICS</u>	
	Nick Ellis, serving as our Logistics Officer asks that you please complete the ICS 213 RR form and send any and all forms/requests to deslogistics@charlescountymd.gov . Please complete the appropriate check boxes (Requestor name, item #, etc.)

SitRep #72 ~ July 2, 2020 – Next SitRep July 6, 2020

July 2, 2020 ~ COVID 19

<u>FINANCE</u>	
	CONTINUE tracking any response costs your agency may have now. An email address has been established for finances: <u>desfinance@charlescountymd.gov</u>
<u>STATE SUPPORT</u>	
	MEMA Full Activation of the SEOC – with staff will be operating Monday – Friday 0700 to 1700. Virtual on Weekends.
Governor's Representative	No report requested
Assistance for County Employees : Pinnacle Center Employee Assistance Program: <u>https://www.pinnaclecenter.com/</u>	
CareFirst behavioral health: 800.245.7013 (For employees covered by the County's health insurance)	