



Charles County COVID-19

Incident Action Plan



5/27/20

5/30/20



INCIDENT OBJECTIVES (ICS 202)

1. Incident Name Charles County COVID-19	2. Operational Period	Date From: 5/27/20 Time From: 8:00	Date To: 5/30/20 Time To: 8:00
3. Objectives			
A. Maximize the safety and overall health and well-being, including mental health of the residents, county employees, and responders, throughout this incident. Minimize the effects resulting from this incident on all personnel.			
B. Conduct surveillance of COVID-19 cases in collaboration with the health department, hospital, physicians, and other health care providers.			
C. Maintain timely, accurate and uniform communications with residents, employees and first responders as well as partners in the tri-County and National Capital Region and the state of Maryland.			
D. Prepare for and handle the human reaction crisis contingencies in long terms.			
E. Prepare for long term order maintenance.			
F. Prepare for and sustain our communities' hierarchy of needs throughout this incident.			
G. Ensure all practical steps to "Slow the Spread" of transmission of COVID-19.			
H. Determine trigger points for Continuity of Operations for all agencies, including government, public safety, schools, hospital, and other critical infrastructure systems.			
I. Prepare for the New Normal.			
4. Operational Period Command Emphasis			
After Action Analysis- Send in your 5 Ups and 5 Downs to DESPlanning@CharlesCountyMD.gov			
General Situational Awareness			
"Thank you for staying safe, being patient and following the Special Orders. We know it's been tough, but you all have been troopers. Thank you from the EOC."			
5. Site Safety Plan Required? <input type="checkbox"/> Yes <input checked="" type="checkbox"/> No Approved Site Safety Plan(s) Located at:			
6. Attachments (check if attached)			
<input checked="" type="checkbox"/> ICS 203 <input type="checkbox"/> ICS 204 <input type="checkbox"/> ICS 205 <input checked="" type="checkbox"/> ICS 205A <input type="checkbox"/> ICS 206	<input type="checkbox"/> ICS 207 <input checked="" type="checkbox"/> ICS 208 <input type="checkbox"/> Map/Chart <input type="checkbox"/> Weather <input type="checkbox"/> Forecast/Tides/Currents	<input checked="" type="checkbox"/> <input type="checkbox"/> <input type="checkbox"/> <input type="checkbox"/>	ICS 214 _____ _____ _____ _____
7. Prepared by: Name: <u>Joe Hoffmaster</u> Position/Title: <u>PSC</u> Signature: _____			
8. Approved by Incident Commander: Name: <u>Michelle Lilly</u> Signature: _____			
ICS 202	IAP Page <u>2</u>	Date/Time: <u>May 29, 2020 @14:00</u>	

ORGANIZATION ASSIGNMENT LIST (ICS 203)

1. Incident Name Charles County COVID-19		2. Operational Period <div style="display: flex; justify-content: space-between;"> <div>Date From: 5/27/20 Time From: 8:00</div> <div>Date to: 5/30/20 Time to: 8:00</div> </div>	
3. Incident Commander and Staff		7. Operations Section	
UC	Dr. Howard Haft	Chief	
UC	Michelle Lilly	Deputy	
Deputy	Melanie Gardiner		
Deputy	Tony Rose		
Safety Officer	John Filer	a. Branch I	Public Health
Public Information Office	Jennifer Harris Donna Fuqua Linda Warner	Branch Director	Ranston Harvey
Intell Officer	Jason Stoddard	Deputy	Mary Lilly
4. Agency Representative		DSS	
		Liaison Officer	Tom Brown Robbie Jones
Agency	Name	Hospital	Bill Grimes John Filer
Intell officer Deputy	Mike Meiser	Nursing Homes	Tiffany Brown
Lifestyles	Sandy Washington	Health Care Providers	Melanie Gardiner
Public Schools	Mike Meiser	Rehab Centers	Eddie Kratzer
		Assisted Living	Rosalinda Horton
		Funeral Services	Catarina Patterson
		b. Branch II	Public Safety
		Branch Director	Mark Kaufmann Jr.
		Deputy	Scott Herbert D J Mills
		DES EMS	Steve Finch
		Vol EMS	Andrew Spalding Mitchell Lewis
		Vol Fire	Scott Herbert
		Logistics	Scott Herbert
5. Planning Section		c. Branch III	Law Enforcement
Chief	Joe Hoffmaster	Branch Director, CCSO	Chris Schmidt
Deputy	Bill Smith	Deputy, CCSO	Cari Baker
Resource Unit		La Plata Police	Chris Becker
Situation Unit	Jen Adams	MD State Police	Thomas Quade
Documentation Unit	Bill Smith	DNR	Catherine Meddelin
Demobilization Unit		MdTA	Brian Lawrence
Human Resources			
Technical Specialists	(name / specialty)	d. Branch IV	Infrastructure
		Branch Director	
		Deputy	
		SMECO	Jennifer Raley
		Grocery	
6. Logistics Section		Propane	
Chief	Nick Ellis	Natural Gas	
Deputy	need to fill		
Support Branch			
Donations	Ed Tucker		
Supply Unit			
Facilities Unit	Nick Ellis	10. Finance Section	
Ground Support Unit		Chief	Jennifer Adams
Service Branch		Deputy	
Service Branch Dir.		Time Unit	
Communications Unit	Jeffrey Clements	Procurement Unit	
Medical Unit		Comp/Claims Unit	
Security Unit		Cost Unit	
Food Unit			
9. Prepared by: Name: Joe Hoffmaster Position/Title: PSC Signature			
ICS 203	IAP Page 3	Date/Time: May 29, 2020 @ 14:00	

ORGANIZATION ASSIGNMENT LIST (ICS 203)									
1. Incident Name				2. Operational Period					
Charles County COVID-19				Date From: 5/27/20		Date to: 5/30/20			
				Time From: 8:00		Time to: 8:00			
3. Incident Commander and Staff					7. Operations Section				
UC		Dr. Howard Haft			Chief				
UC		Michelle Lilly			Deputy				
Deputy		Melanie Gardiner							
Deputy		Tony Rose							
Safety Officer		John Filer			a. Branch V		Governance		
Public Information Office		Jennifer Harris	Donna Fuqua	Linda Warner					
Intell Officer		Jason Stoddard							
4. Agency Representative					Charles County Govern.		Michele Lilly		
Agency		Name			Town of LaPlata		Chris Becker		
Intell officer Deputy		Mike Meiser			Town of Indian Head		Ryan Hicks		
Lifestyles		Sandy Washington							
CC Public Schools		Michael Meiser							
					b. Branch VI		Business		
					Branch Director		Darre'll Brown		
					Deputy		Marcia Keeth		
					Economic Development		Darre'll Brown		
					Chamber of Commerce		Bonnie Grady		
5. Planning Section					c. Group		Peer Support		
Chief		Joe Hoffmaster			Group Supervisor		Courtney Shannon		
Deputy		Bill Smith			Deputy		Pam Gantt		
Resource Unit							Debbie Gianinni		
Situation Unit		Jen Adams							
Documentation Unit		Bill Smith							
Demobilization Unit									
Human Resources									
Technical Specialists (name / specialty)					d. Branch VIII				
					Branch Director				
					Deputy				
6. Logistics Section									
Chief		Nick Ellis							
Deputy		need to fill			e. Branch IX				
Support Branch									
Donations		Ed Tucker							
Supply Unit									
Facilities Unit		Nick Ellis			10. Finance Section				
Ground Support Unit					Chief		Jen Adams		
Service Branch					Deputy		need to fill		
Service Branch Dir.					Time Unit				
Communications Unit		Jeffrey Clements			Procurement Unit				
Medical Unit					Comp/Claims Unit				
Security Unit					Cost Unit				
Food Unit									
9. Prepared by: Name: __Joe Hoffmaster__ Position/Title: __PSC__ Signature _____									
ICS 203		IAP Page __4__			Date/Time: _____		May 29, 2020 @14:00		

COMMUNICATIONS LIST (ICS 205A)

1. Incident Name Charles County COVID-19		2. Operational Period:		Date From: 5/27/20	Date to: 5/30/2020
				Time From: 8:00	Time to: 8:00
3. Basic Local Communications Information:					
Name - Last	Name-First	Representing	Email	Phone	
Adams	Jennifer	DES FSC	AdamsJen@Charlescountymd.gov		
Baker	Cari	CCSO	bakerce@ccso.us		
Becker	Chris	La Plata Police	cbecker@townoflaplata.org		
Brown	Darrell	Business Director Econ Dev	Brownd@charlescountymd.gov		
Cress	Lauri	Charles Regional Medical Center	lauri.cress@umm.edu		
Ellis	Nick	DES- Logistics	DESLogistics@charlescountymd.gov		
Filer	John	DES- Liaison	FilerJ@charlescountymd.gov		
Finch	Stephen	DES	FinchS@charlescountymd.gov		
Fuqua	Donna	PIO	Fuquad@CharlesCountyMD.gov		
Harris	Jennifer	PIO	HarrisJ@CharlesCountyMD.gov		
Hoffmaster	Joe	Planning Section	DESPlanning@charlescountymd.gov		
Kaufmann	Mark Jr	PS Branch Dir. Vol Fire Chief	markeng1trk@hotmail.com		
Konschak	Matt	NSWC IHD	matthew.konschak@navy.mil		
Lilly	Michelle	CCDES Director, Unified Command	LillyM@charlescountymd.gov		
Lilly	Mary	C C Dept. of Health	Mary.Lilly@maryland.gov		
Lowry	Susan	MDH	suzan.lowry@maryland.gov		
Mills	D.J.	Vol Fire- Special Operations Chief	djm31_9@hotmail.com		
O'Malley Simpson	Katie	CCBOE PIO	Komalley@ccboe.com		
Proctor	Destiny	DES	proctord@charlescountymd.gov		
Quade	Thomas	MSP	Thomas.Quade@maryland.gov		
Rose	Tony	DES Deputy Director, Unified	RoseT@charlescountymd.gov		
Russell	Cindy	DSS	cindy.russell@maryland.gov		
Schmidt	Louis Chris III	CCSO	schmidtlo@ccso.us		
Seaman	Kevin	CCEMS	seamank@chalescountymd.gov		
Smith	Bill	CCVFA/CCAEMS	Smithb@ccvfireems.org		
Spalding	Andrew	Volunteer EMS Chief	chiefems@ccvfireems.org		
6. Prepared by: Name: _____ Joe Hoffmaster _____ Title: _____ PSC _____ Signature _____					
ICS 205A	IAP Page 5	Date/Time: _____ May 29, 2020 @14:00 _____			

COMMUNICATIONS LIST (ICS 205A)

1. Incident Name		2. Operational Period:		Date From:	5/27/20	Date to:	5/30/2020
Charles County COVID-19				Time From:	8:00	Time to:	8:00
3. Basic Local Communications Information:							
Name - Last	Name-First	Representing	Email	Phone			
Stoddard	Jason	Intell	jestoddard@ccboe.com				
Ranston	Harvey	CCDOH	Ranston.harvey@maryland.gov				
Laschatt	Lisa	CCDOH	lisa.laschatt@maryland.gov				
Meiser	Michael	CCPS	mlmeiser@ccboe.com				
EOC- CC		CCEOC	DESEOC@charlescountymd.gov				
Cherry	Lori	LOGS- Deputy	CherryL@charlescountymd.gov				
Herbert	Scott	PS LOGS	sherbert@hvfdeems.org				
Haft	Howard	CCDH	Howard.haft@maryland.gov				
Raley	Jennifer	SMECO	Jennifer.Raley@SMECO.Coop				
Farr	Courtney	SMECO	Courtney.Farr@SMECO.Coop				
Law	Natasha	SMECO	Natsha.Law@SMECO.Coop				
Teleconfernce #			1-872-240-3212				
Tucker	Ed	Donations	DESDonations@Charlescountymd.gov Etucker@Charlescountymd.gov				
Barnes	Raena	DH-Liaison	raena.barnes@maryland.gov				
Wolf	Theresa	PH-DSS	Therese.Wolf@maryland.gov				
Higgins	David	Safety Officer- Assistant	HigginsD@chalrescountymd.gov				
Jones	Robbie	HD-Liaison	JonesRob@Charlescountymd.gov				
Hicks	Ryan	Indian Head	ryan@townofindianhead.org				
Lewis	Mitchell	Volunteer EMS Chief, Assistant	mlewis@WaldorfVFD.com				
Mott	Robert (Bob)	VEIP Manager Document Facil.	capt302a@gmail.com				
Rands	Ray	VEIP Manager	raymond.rands@maryland.gov				
Edge	Bill	CCSO-Safety					
Peer	Support	Peer Support Team	DESPeersupport@charlescountymd.gov				
Courtney	Shannon	Peer Support Team Leader	Shannonc@charlescountymd.gov				

SAFETY MESSAGE/PLAN (ICS 208)

1. Incident Name Charles County COVID-19	2. Operational Period Date From: 5/27/20 Date To: 5/30/20 Time From: 8:00 Time To: 8:00	
3. Safety Message/Expanded Safety Message, Safety Plan, Site Safety Plan:		
<p style="text-align: center; color: blue;">"Thank you for staying safe, being patient and following the Special Orders. We know it's been tough, but you all have been troopers. Thank you from the EOC."</p>		
1. Total identified PUI's transported as of 5/29: 837 Total # of patients testing positive : 141		
2. PPE stockpiles remain stable with an estimated supply range of 10+ days based on current call volumes.		
3. EMSOP Special Order 2020-01 Version 4.1 has been updated to include new travel guidance from MIEMSS as well as out of County decon best practices.		
4. As this is a rapidly changing landscape, leaders should review any changes with their personnel each morning.		
5. Speical Order 2020-04 Version 1.1 was released on 05-05-2020. New guidelines for personnel at the beginning of their shift, end of their shift and at the station.		
6. Personnel who report having a fever, sore throat, cough or other respiratory related symptoms should stay at home and self-isolate until they are symptom free for a period of 72 hours.		
7. The County's Peer Support Team has been activated and will make weekly wellness checks with our County's first responders.		
8. Please remember that PPE caches are for EVERYONE. We are all in this TOGETHER so there is NO career and volunteer PPE caches.		
9. Special Order 2020-03 V2.1 was updated on 05-06-20. New guidelines added on employee return to work procedures.		
<div style="color: red;">10. Ambulance and cruiser decon services at CRMC have been extended through June 30th.</div>		
Site Safety Plan(s) Located At: <input type="checkbox"/> Yes <input checked="" type="checkbox"/> No		
5. Prepared by: Name: <u>John Filer</u> Title: <u>Safety Officer</u> Signature: _____		
ICS 208	IAP Page <u>7</u>	Date/Time: <u>May 29, 2020 @14:00</u>

ACTIVITY LOG (ICS 214)

1. Incident Name Charles County COVID-19		2. Operational Period		Date From	5/27/2020	Date To:	5/30/2020
				Time From:	8:00	Time To:	8:00
3. Name:		4. ICS Position		5. Home Agency (and Unit):			
6. Resources Assigned							
Name		ICS Position		Home Agency (and Unit)			
7. Activity Log							
Date/Time		Notable Activities					
8. Prepared by: Name: _____ Position/Title: _____ Signature: _____							
ICS 214, Page 1		Date/Time: _____					

ACTIVITY LOG (ICS 214)

[illegible]

TO: All County personnel
FROM: EOC Planning Section
THRU: EOC Unified Command
DATE: May 29, 2020
SUBJECT: EOC Status

MONITORING PERIOD

As of 6/1/2020, the EOC will be moving from an “Enhanced” status to a “Monitor” status. The following is an outline of the projected path.

GUIDELINE

During the “Monitoring Period” we will be using the following as a format or plan.

- After Action Analysis- With the input from all members of the audience who received the IAP and/or Sit/Rep, a team will be gathered to compile the thoughts and actions of all stakeholders. This effort will work up to June 8, 2020 in hopes of producing a “talking-point draft AAR”.
- After Action Report- A combined meeting with all stakeholders will discuss the incident’s strengths, weaknesses, and recommendations for improvement. The meeting will be held in a large auditorium setting. (Hold the Date – June 22, 2020 time tba)
- Meetings will be stepped down as we progress through the monitoring process. If progress remains at it has in the last two weeks, we will be taking our meetings, briefings, and communications to a Weekly, Bi-weekly, and then Monthly schedule.

Pieces that were discussed for this step-down process include:

- Safety Messages
- Decontamination of Ambulance plan
- Sit Rep
- Logistic Report
- Finance Report
- IAPs
- Planning Report

TACTICAL OPERATIONAL DISCUSSION:

Listed below are a few trigger points that will guide our plan

Trigger points to ramp up, ramp down

Ramp up- 14 day increase in positive cases and deaths = Enhanced EOC + virtual meetings MWF

Ramp up – 21 day increase in positive cases and deaths = Enhanced EOC + meetings MTWTF

Ramp down- 14 day decrease in positive cases and deaths

Other trigger points will be added to this list.

TENTATIVE RAMP DOWN SCHEDULE:

May 30- May 31. IAP on Saturday only. Safety Messages will be on Saturday and Sunday
Branches will continue sending Briefs by 16:00.

June 1- June 28- Branches will send Monday, Wednesday, and Friday, Briefs for the group.
There will be **No meetings** *with exception of Public Safety Branch meeting (virtual, every Monday @ 09:00)*

Monday, Wednesday, Friday – Briefs sent to DESPlanning by 16:00

Safety Message once a day on Monday, Wednesday and Friday @ 12:00

IAP will come out once a week

June 29 – July 27- IAP and Briefs sent Bi-weekly (July 13 and July 27), Safety Message bi-weekly
Public Safety Branch only will have a virtual bi-weekly meeting.

August – October- Monthly meeting on 2nd Monday of the Month @ 13:00

All of this is subject to change based on the emergent status.



Safety Officer's Report Charles County EOC

05-29-20

John Filer
Chief of EMS and SOD
Charles County Department of
Emergency Services

Today's Safety Message: "Thank you for staying safe, being patient and following the Special Orders. We know it's been tough, but you all have been troopers. Thank you from the EOC."

Total number of PUI's transported to date: 837

Total number of patients transported by EMS testing + for COVID: 141

Total number of first responders on self-isolation: 0

Total number of first responders on quarantine: 0

Total number of first responders + for COVID-19: 9

Total number of first responders out for COVID related mental health: 1

Total number of fire stations sanitized: 6

Daily Estimated PPE Burn Rate: 15 sets/day



10425 Audie Lane
La Plata, MD 20646



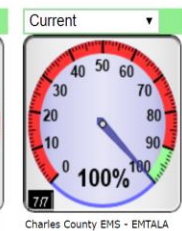
301-399-1143



DESsafety@charlescountymd.gov



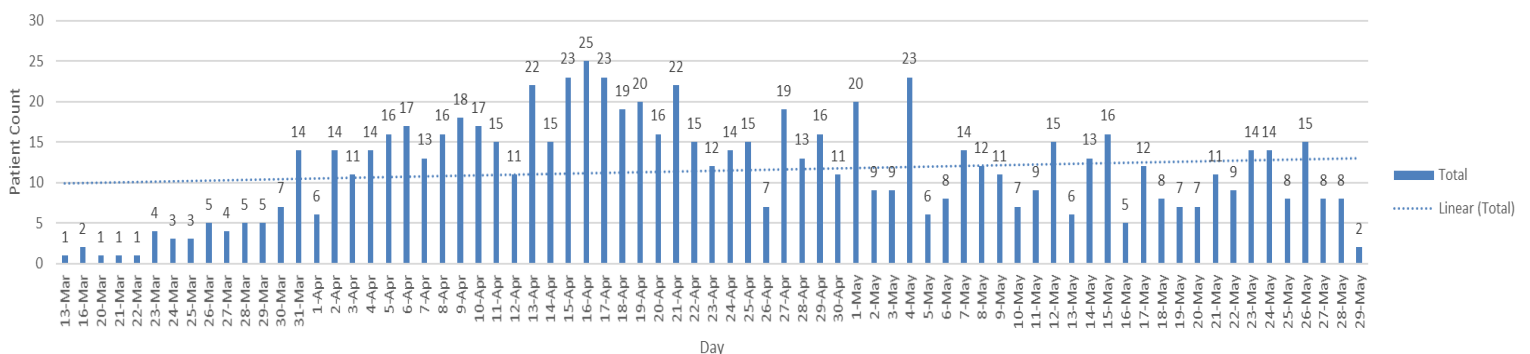
www.charlescountymd.gov



ePCR

Count of Incident Number

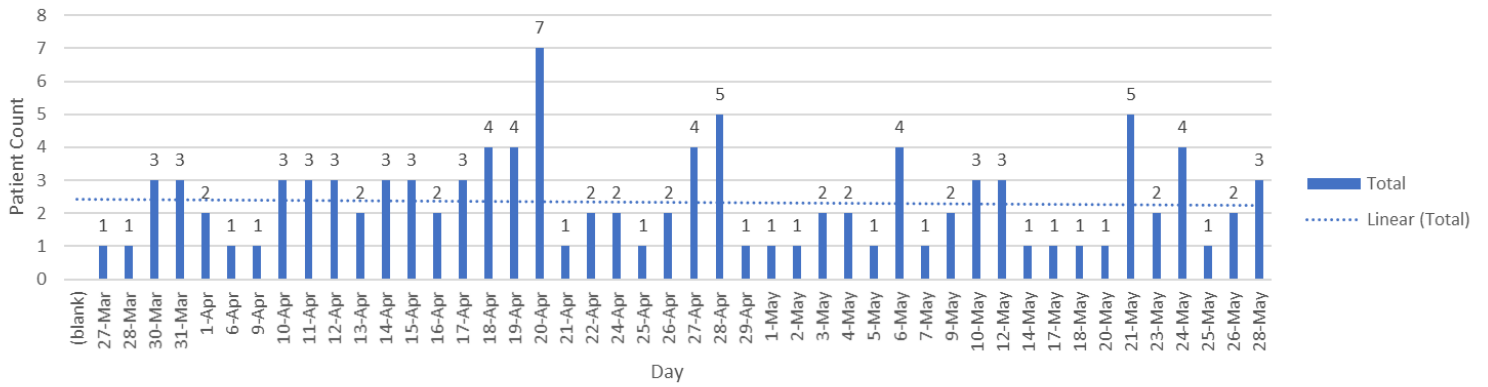
PUI Incidents - 03-13-20 thru 05-29-20 @ 1023



Sent to Queue

Count of Patient Name

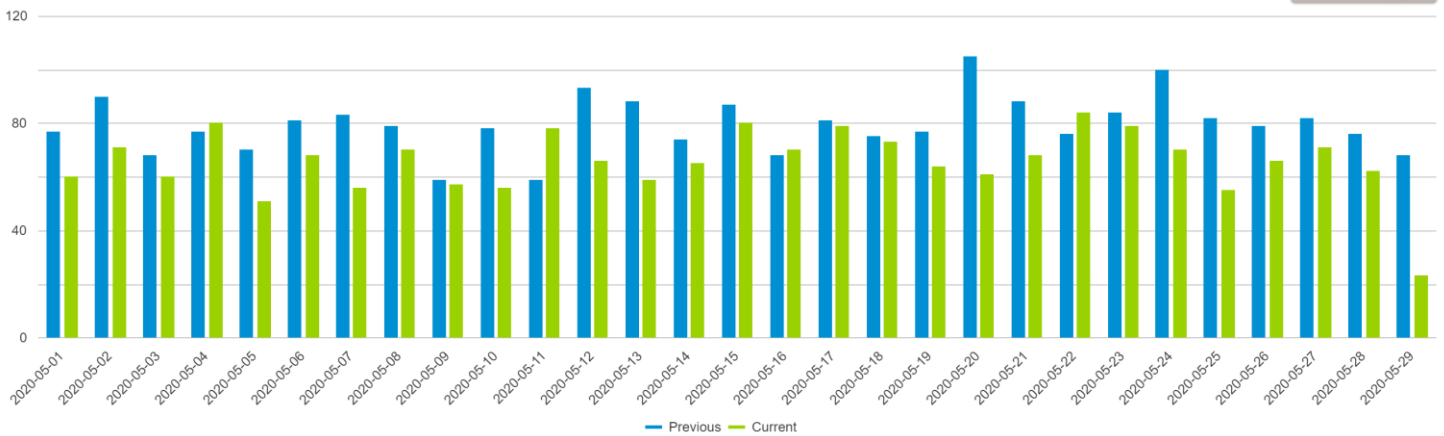
YTD COVID+ Patients Transported by EMS

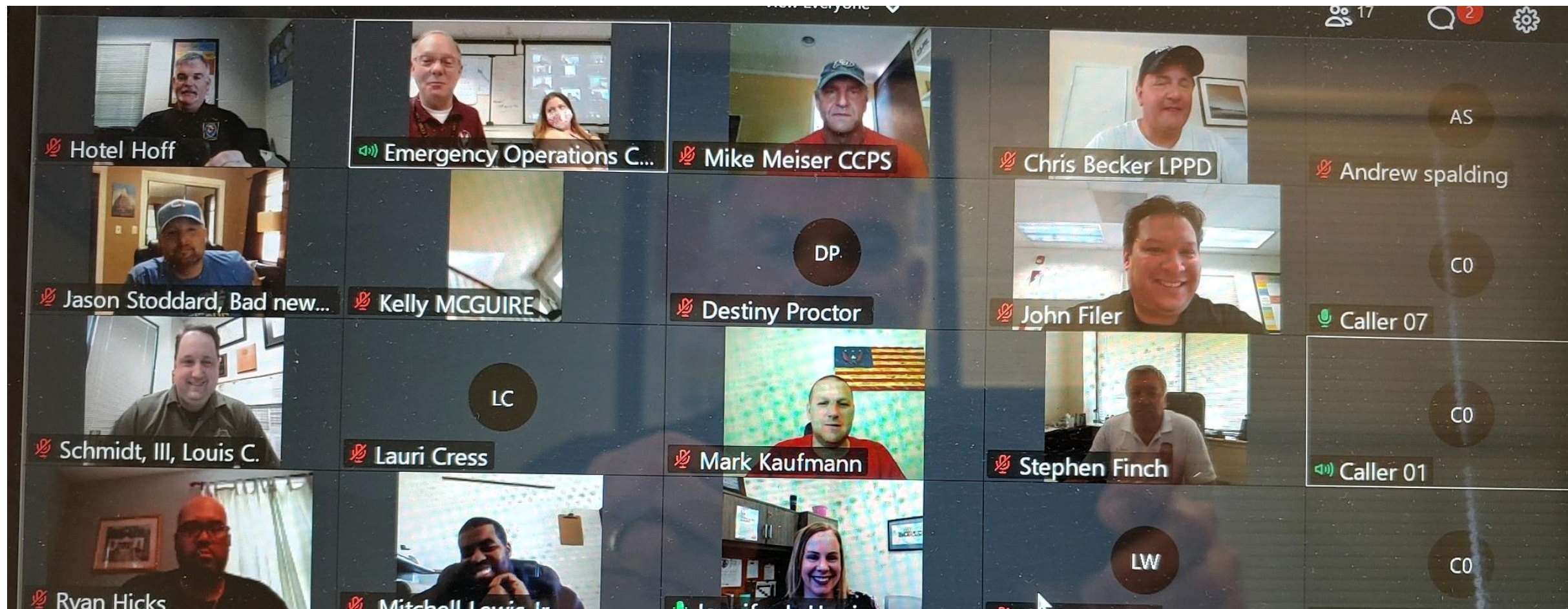


Date of EMS Transport

Count of Incident Reported

Compare To: One Year





Thank you for staying safe, being patient and following the Special Orders. We know it's been tough, but you all have been troopers.

**Thank you from
the EOC!**



PUBLIC HEALTH BRANCH BRIEFING

COVID-19 PANDEMIC RESPONSE

May 29, 2020

GENERAL REPORTING INFORMATION

INFECTIOUS DISEASE

CASE COUNT—CHARLES COUNTY

As of 5/29/2020, total case count for Charles County is **1,061**.

- *The line list with confirmed case counts for Charles County is continuously updated as lab reports are received from MDH, hospitals, and commercial laboratories.*
- *Contact tracing efforts are continuous with a focus on healthcare workers, EMS, and police.*

CALL CENTER UPDATE

- Operation time: 0800 to 2200.
- The numbers to call remain the same: 301.609.6717 or 301.609.6777
- Call Center volume is approximately 30 to 60 call per day. (*Last 24 hours: 65*)

MEDIA, SOCIAL MEDIA AND WEBSITE

- PIO working on re-opening coalition multimedia campaign.
- **Reopening:** A webinar to discuss **COVID-19 Guidance for Maryland Strong: Roadmap to Recovery:**

Dear Charles County Business, Religious and Civic Leaders;

It is my great pleasure to invite you to a discussion on the health and business-related aspects of Reopening: A webinar to discuss “COVID-19 Guidance for Maryland Strong: Roadmap to Recovery” will take place from 12:30 until 2:00 p.m. on Thursday, June 4, 2020.

The format will be an interactive webinar presentation with a question and answer period to follow. The registration link to this presentation is found below. The slide deck for the presentation has additional links to valuable resources and guidance on business and health aspects of recovery. The deck and links will be emailed to all registered participants following the presentation.

Feel free to share this link with your colleagues.

<https://attendee.gotowebinar.com/register/6024877725726421776>

PARTNER/STAKEHOLDER OUTREACH

LTC/AL

- The Long-Term Care and Assisted Living call was held May 28 at 3 p.m. by CCDOH nurse liaisons.

ALL-PARTNER

- See Webinar details above.

MARYLAND EPIDEMIOLOGY & SURVEILLANCE PROFILE

Case Investigation, Surveillance, and Infectious Disease Response (D, Blythe)

- 1) Latest case counts – total: 50,988 (328,516 negative)
- 2) New cases: 1,279
 - a) Age distribution:
 - i) under 18 years - 2 %
 - ii) in 19-64 age range 74%
 - iii) in 65+ age range 24%
 - b) Geographic distribution:
 - i) National Capital 53%
 - ii) Baltimore Metro area 41%
 - iii) Eastern Shore 3%
 - iv) Southern 2%
 - v) Western 1%
 - c) Of cases, 53% female; 47% male
 - d) Hospitalizations (-38 last 24 hours); total current 1,296; total ever 8,479
 - e) Deaths -- Total 2,348 (41 last 24 hours)
 - f) Release from isolation – 3,571

CONFIDENTIAL – (INFORMATION BELOW IS FOR CORE PLANNING GROUP ONLY)

RESOURCE DISTRIBUTION

- 3 requests received and filled

VOLUNTEERS

MARYLAND MEDICAL RESERVE CORPS

- Nothing new to report.

CAREGIVER SERVICE CORPS

- Nothing new to report.

TESTING

VEIP TESTING SITE UPDATE

- Tested to Date: 1,371
- VEIP Testing on May 28: 54 appointments (50 tested; 17 turned away with no appointments.)
- At this time, Waldorf VEIP remains an appointment only site
- The ‘no appointment’ situation is being discussed/determined at state for sites that were not announced as the walk-up sites.
- Next test date is June 2.

CHARLES COUNTY EPIDEMIOLOGY & SURVEILLANCE PROFILE

Epidemiologist's Note: *All data presented in the Charles County profile is a snapshot of the COVID-19 situation at one specific time period. Please be cognizant that data may differ from numbers presented later in the day since new positive lab results are being received by the state and local health department and entered into NEDSS electronic surveillance system throughout the work day. This explains any discrepancies in the total count or denominator being used to calculate each data measure; therefore, the date and time of data extraction for each data source is provided for your reference.*

As of 5/29 at 11 a.m., total case count for Charles County was 1061 cases.

There have been 71 confirmed deaths associated with COVID-19. This equates to 6.8% of total confirmed cases. The Charles County death rate of 6.8% is higher than the MD state average death rate of 4.6%. However, it should be noted that the majority of deaths in Charles County are associated with outbreaks in skilled nursing facilities. The death rate for Charles County is going down from a high of 7.3% now that the outbreaks at skilled nursing facilities have been contained and/or reduced. There has been a small uptick in nursing homes related deaths due to the current outbreak at the Charlotte Hall Veterans Home where some Charles County residents reside. There was 1 probable COVID-19 death. COVID-19 is listed as the cause of death, but laboratory testing has not yet confirmed.

Average age of fatalities: 77.3 years

Age Distribution of Fatalities:

- 0-39 years: 0
- 40-69 years: 14 (19.5%)
- 70-79 years: 32 (44.4%)
- 80+ years: 26 (36.1%)

Gender breakdown among fatalities:

- 44 or 61.1% Female
- 28 or 38.9% Male

Race breakdown among fatalities:

- 43.1% Non-Hispanic White
- 47.2% Non-Hispanic Black
- 4.2% Non-Hispanic Asian
- 4.2% Hispanic
- 1.3% Unknown

Location of deaths:

- Hospital Inpatient: 61.1%
- Nursing Home: 25.0%
- Other/Home/Emergency Room/Outpatient: 13.9%

- Total Number of positive lab results: 1061
- Number of positive lab results in the last 24 hours: 27
- Total Number of negative lab results: 5975
- Number of negative lab results in the last 24 hours: 222
- Total Positivity Rate for all lab results thus far: 15.1% (state 15.5%)
- Positivity Rate for all lab results in the last 24 hours: 12.2%
- Recovered and released from isolation: 270
- Partially recovered with improved symptoms: 58
- Known asymptomatic cases: 19
- 190 or 17.9% required hospitalization. Hospitalization rate is steadily decreasing. Peak in hospitalization rate coincided with the peak in the skilled nursing facility outbreaks.
- Among confirmed cases, 597 (56.3%) Female; 464 (43.7%) Male
- 12% Healthcare Workers
- 1.4% First Responders: EMS, Fire, Law Enforcement
- 27% have underlying health conditions
- Age range of positive COVID-19 cases: 0-100 years

Age Distribution for Charles County cases:

- Under 18 years: 33 (3.1%)
- 18-64 years: 831 (78.3%)
- 65+ years: 197 (18.6%)

Surveillance of ED Hospital Data and Urgent Care through ESSENCE

ESSENCE data for urgent care utilization at Patient First in Waldorf had no alert for Thursday May 28th. Patient volume was 42 patients. This is a decrease from Wednesday at 52 patients. Patient volume has increased in general over the last month since they began offering COVID-19 tests. All were discharged to home for self-care.

On 5/28, 20 patients presented with ILI or at least one COVID-19 like symptoms (48% of total patient volume). Most ILI presented for a COVID-19 test (16/20). Diagnoses for ILI patients on Thursday included contact with and exposure to other viral communicable diseases, encounter for screening for viral disease, bronchitis with or without tracheitis, other allergy initial encounter, mild intermittent asthma, COVID-19, and moderate persistent asthma. On 5/28, there were 12 “Visit of Interest” CDC Classifier tags. They were due to COVID-19 exposure to a positive case, and all cases presented for a COVID-19 test. No other CDC Classifier tags. They completed a total of 16 COVID-19 tests in their drive-up testing site on 5/28.

Surveillance of EMS call data and alerts

The epidemiologist monitors the Charles County DES First Watch trigger alerts. The number of daily trigger alerts for COVID-19 cases or COVID-19 persons under investigation was 8 for 5/27.

- 5/23: 15
- 5/24: 15
- 5/25: 9
- 5/26: 19
- 5/27: 8
- 5/28: 10

Epidemiologist's Note Concerning Race breakdown: *The data is now being captured in the MDH line lists of confirmed cases in REDCap. Data was accessed on 5/29 at 11 a.m. Please be cognizant that data may differ from numbers pulled later in the morning since new positive lab results are being received by the health department and entered into NEDSS throughout the work day. This explains any discrepancies in the total count or denominator being used to calculate each data measure.*

Total: 1061 cases on 5/98 *at 11 a.m. MDH line list assessed through REDCap: Data on race and ethnicity changes daily as case investigations are completed and more information on demographics is updated in the electronic reporting disease system. Additionally, when there is an influx of new cases in electronic reporting disease system, data on race and ethnicity may not be available immediately for new cases since race information is not typically captured on a lab report and must be obtained during the investigation.*

Race Breakdown

- Asian: 15 (1.5%)
- Black/African American: 403 (38.0%)
- White: 235 (22.1%)
- Other or 2+ races: 83 (7.8%)
- Data not available/Declined to Answer: 300 (30.6%)

Ethnicity Breakdown

- Hispanic 67 (6.3%)
- Non-Hispanic 625 (58.9%)
- Data not available/Declined to Answer: 369 (34.8%)

Nursing Home Outbreak Data: *(Confidential: Not for public dissemination)*

- Positive resident cases in Skilled Nursing Facilities/Assisted Living Facilities: 144
- Positive staff cases in Skilled Nursing Facilities/Assisted Living Facilities: 56
- Among those 144 resident cases, 109 are in skilled nursing facilities and 35 are in assisted living facilities.
- Current residents or staff who are Persons Under Investigation (PUI) in Skilled Nursing Facilities/Assisted Living Facilities: 3
- Total currently hospitalized: 3
- Deaths: 48
- Pending tests for residents or staff at Skilled Nursing Facilities/Assisted Living Facilities: 3 residents, 92 staff
- The outbreak at Genesis Waldorf was closed on 5/4 after 14 days with no new positive cases among residents or staff. The outbreak at Sagepoint was closed on 5/19 after 14 days with no new positive cases among residents or staff.

Charles County Efforts to Address the Governor's Executive Order regarding testing in Skilled Nursing Facilities:

- All 4 skilled nursing facilities in Charles County completed resident testing by Friday, 5/1. Lab results have been received for each facility. *A total of 371 residents in skilled nursing facilities were tested. 35 or 9.4% of those tests have come back positive for COVID-19.*
- Genesis La Plata and Waldorf tested their staff on Friday, 5/15. There were 2 positive staff members at Genesis Waldorf and 3 positive staff at Genesis La Plata. One case was a previous positive and has not worked since the first positive test.
- Restore tested all of their staff on Friday, 5/22. All staff results were negative.
- All Sagepoint and Genesis La Plata residents and staff will be tested this week by the National Guard.
- The health department will be working next to help the assisted living facilities in testing all of their staff and residents.
- The health department is seeing more cases in other congregate living settings such as group homes for those with developmental disabilities. We are recommending that all staff and residents at these facilities be tested as well.

Epidemiologist Note: Please use caution when drawing any conclusions regarding race or ethnicity. There is still a percentage where race data is not available, and information regarding this missing population cannot be assumed. Additionally, it should be noted that the greatest number of cases (60.8%) are the Waldorf zip codes of 20601, 20602, and 20603. Over half of the county population lives in those zip codes. Additionally, those zip codes have a very diverse population with minority populations comprising the majority of the zip code level population and with African Americans being the largest racial group in those zip codes.

Zip Code level data was also analyzed using the MDH line lists of confirmed cases in REDCap. Data was accessed on 5/29 at 11 a.m. *(Zip code level data with counts less than 7 cases cannot be shared publicly and must remain confidential. NA: Not Available. Case rates per 1000 residents are not calculated for zip codes with less than 5 cases and for zip codes with small populations due to rate instability.)*

Confirmed cases by zip code:

Zip code:	Total number of positive cases	Number of new positive cases in the last 24 hours	Number of new negative lab results in the last 24 hours	Case Rate per 1000 residents
20601	186	5	34	7.327
20602	199	4	48	8.175
20603	260	6	46	8.907
20604	3	0	1	NA
20611	5	0	2	3.711
20613	23	0	0	NA
20616	41	3	12	6.488
20617	1	0	0	NA
20622	7	1	0	2.449
20625	0	0	4	NA
20632	2	0	0	NA
20637	26	2	5	4.610
20640	39	0	8	3.832
20645	3	0	3	NA
20646	126	0	31	6.617
20658	5	0	2	NA
20662	14	0	2	4.772
20664	19	1	2	6.361
20675	8	0	5	4.788
20677	12	0	2	5.168
20693	3	0	0	2.757
20695	63	2	14	9.420

- **Charles County Cases Rates by Date**

Case rates are only calculated for zip codes with 4 or more confirmed COVID-19 Cases.

COVID-19 Positive Case Rate per 1000 residents for each zip code with 5 or more confirmed cases:	5/18	5/19	5/20	5/21	5/22	5/27	5/28	5/29
20601	5.796	6.044	6.375	6.458	6.541	7.162	7.245	7.327
20602	6.652	6.932	7.213	7.453	7.534	7.894	8.014	8.175
20603	7.422	7.767	7.940	8.182	8.320	8.561	8.596	8.907
20611	2.783	2.783	2.783	2.783	3.711	3.711	3.711	3.711
20616	4.951	5.122	5.293	5.293	5.464	6.488	6.488	6.488
20622	2.041	2.041	2.041	2.041	2.041	2.041	2.041	2.449
20637	3.872	3.872	3.872	4.057	4.241	4.610	4.610	4.610
20640	3.257	3.449	3.449	3.545	3.545	3.832	3.832	3.832
20646	5.453	5.506	5.714	6.088	6.141	6.458	6.511	6.617
20662	4.431	4.722	4.772	4.772	4.772	4.772	4.772	4.772
20664	5.022	5.691	5.691	6.026	6.026	6.026	6.026	6.361
20675	4.788	4.788	4.788	4.788	4.788	4.788	4.788	4.788
20677	4.737	4.737	4.737	4.737	4.737	4.737	5.168	5.168
20695	8.537	8.537	8.537	8.684	8.831	9.126	9.273	9.420

Case Rates for Zip Codes Shared by Charles County and Prince George's County:

- 20607, Accokeek: 9.49
- 20613, Brandywine: 11.05
- These are two of the lowest rates in Prince George's County. These rates are much closer to Waldorf and White Plains case rates.

Case Rates for Other Prince George's County Zip Codes that are Near Charles County:

- 20623, Rosaryville: 9.48
- 20772, Upper Marlboro: 10.44
- 20744, Fort Washington: 11.55

Highest Case Rates among Zip Codes in Prince George's County are in the northern region of the county that surrounds Washington DC, including Hyattsville, Riverdale, Lanham, Brentwood, and Bladensburg. They are the areas of Prince George's County that are the furthest from Charles County.

Zip Code	Case Rate per 1000 residents
20783	41.45
20782	27.06
20781	26.31
20737	36.31
20784	29.95
20706	25.87
20722	32.04
20710	24.48

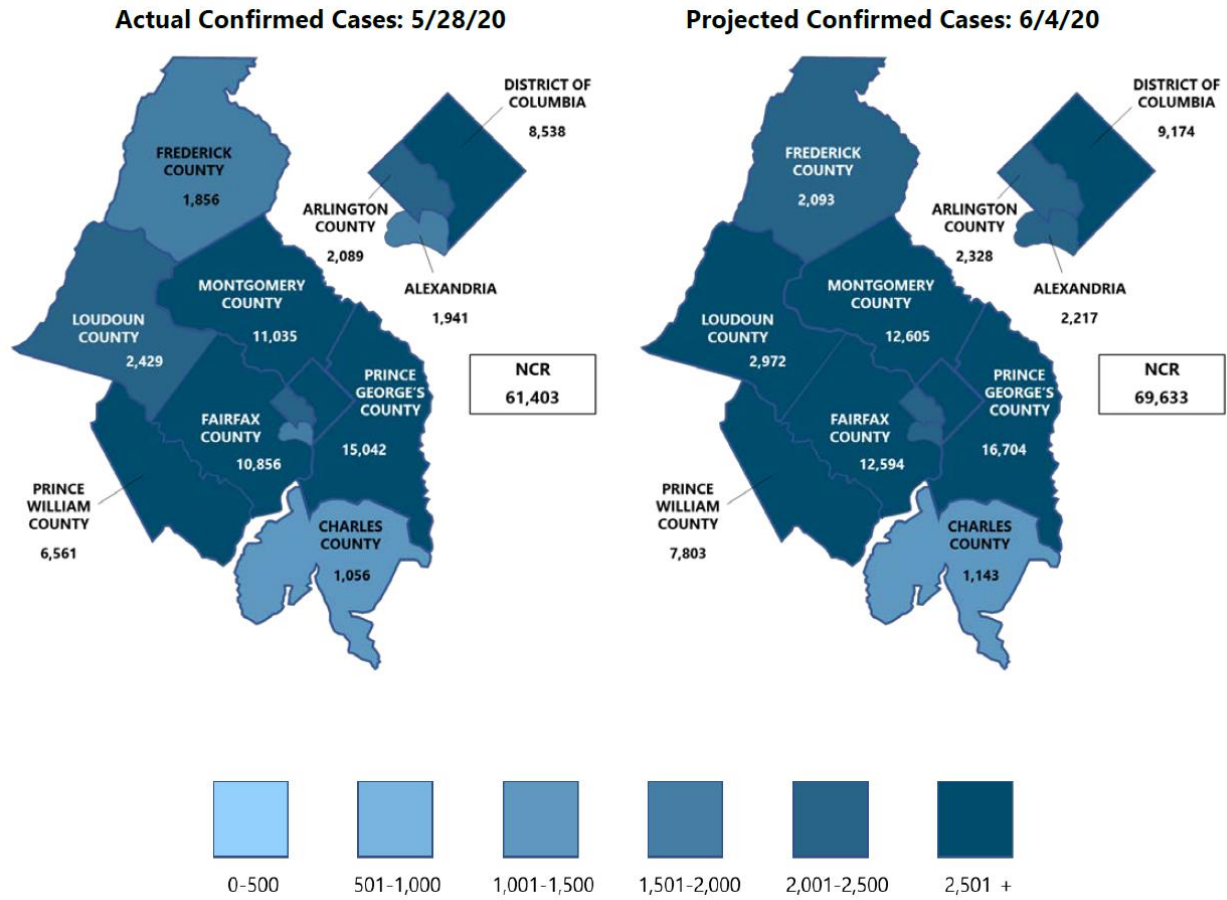
MISCELLANEOUS

ADDITIONAL INFORMATION: Here are the MCR MWCOG case and medical demand projections for May 28th.

	Actual Confirmed Cases On:			Projected Cases For:								
	5/25	5/26	5/27	5/28	5/29	5/30	5/31	6/1	6/2	6/3	6/10	6/17
Washington DC	8,334	8,406	8,492	8,649	8,805	8,959	9,111	9,261	9,410	9,557	10,544	11,458
Charles Co., MD	1,001	1,008	1,027	1,040	1,052	1,064	1,076	1,088	1,100	1,111	1,187	1,256
Frederick Co., MD	1,746	1,786	1,827	1,848	1,870	1,892	1,914	1,937	1,960	1,983	2,155	2,343
Montgomery Co., MD	10,291	10,467	10,752	11,026	11,304	11,583	11,866	12,151	12,440	12,731	14,850	17,116
Prince George's Co., MD	14,240	14,333	14,627	14,867	15,107	15,346	15,584	15,822	16,059	16,295	17,924	19,512
Arlington Co., VA	1,935	1,988	2,039	2,073	2,108	2,143	2,177	2,212	2,247	2,282	2,530	2,782
Fairfax Co., VA	9,947	10,181	10,619	10,876	11,135	11,396	11,660	11,926	12,194	12,464	14,412	16,463
Loudoun Co., VA	2,186	2,274	2,318	2,377	2,437	2,500	2,565	2,631	2,700	2,771	3,332	4,025
Prince William Co., VA	6,225	6,320	6,409	6,573	6,739	6,905	7,073	7,242	7,413	7,585	8,823	10,124
Alexandria, VA	1,785	1,824	1,887	1,925	1,963	2,001	2,039	2,076	2,113	2,149	2,398	2,635
NCR	57,690	58,587	59,997	61,254	62,520	63,789	65,065	66,346	67,636	68,928	78,155	87,714

Medical Demand Projections:

	Actual Confirmed Cases On:			Projected Cases (Hospitalized) [ICU] {Ventilator} For:								
	5/25	5/26	5/27	6/3			6/10			6/17		
Washington DC	8,334	8,406	8,492	9,557	(1,911)	{459} {229}	10,544	(2,109)	{506} {253}	11,458	(2,292)	{550} {275}
Charles Co., MD	1,001	1,008	1,027	1,111	(222)	{53} {27}	1,187	(237)	{57} {28}	1,256	(251)	{60} {30}
Frederick Co., MD	1,746	1,786	1,827	1,983	(397)	{95} {48}	2,155	(431)	{103} {52}	2,343	(469)	{112} {56}
Montgomery Co., MD	10,291	10,467	10,752	12,731	(2,546)	{611} {306}	14,850	(2,970)	{713} {356}	17,116	(3,423)	{822} {411}
Prince George's Co., MD	14,240	14,333	14,627	16,295	(3,259)	{782} {391}	17,924	(3,585)	{860} {430}	19,512	(3,902)	{937} {468}
Arlington Co., VA	1,935	1,988	2,039	2,282	(456)	{110} {55}	2,530	(506)	{121} {61}	2,782	(556)	{134} {67}
Fairfax Co., VA	9,947	10,181	10,619	12,464	(2,493)	{598} {299}	14,412	(2,882)	{692} {346}	16,463	(3,293)	{790} {395}
Loudoun Co., VA	2,186	2,274	2,318	2,771	(554)	{133} {66}	3,332	(666)	{160} {80}	4,025	(805)	{193} {97}
Prince William Co., VA	6,225	6,320	6,409	7,585	(1,517)	{364} {182}	8,823	(1,765)	{423} {212}	10,124	(2,025)	{486} {243}
Alexandria, VA	1,785	1,824	1,887	2,149	(430)	{103} {52}	2,398	(480)	{115} {58}	2,635	(527)	{126} {63}
NCR	57,690	58,587	59,997	68,928	(13,786)	{3,309} {1,654}	78,155	(15,631)	{3,751} {1,876}	87,714	(17,543)	{4,210} {2,105}



Respectfully submitted by Charles County PHEP

HOSPITAL BRIEF 5-29-2020

- The Emergency Department surge tents have been taken down due to the low patient census. The surge tents will be put back up if patient census indicates the need for surge tents in the future.
- Hospital Bed Capacity = 166. Census = 79
- Hospital ICU Census = 8
- Hospital ICU is now a dedicated COVID-19 Unit, and 3 East is for ICU overflow.
- Isolation Room Capacity = 12
- Isolation Rooms Occupied = 6
- Confirmed positive cases of COVID-19 patient admissions = 17
 - Of the total seventeen (17) COVID-19 positive patients, three (3) of the patients are located in the ICU. Twelve (12) are located in the 3 South dedicated COVID-19 unit, and two (2) are located in the Birthing Center (Labor & Delivery).
- PUI admissions = 13
- Ventilated COVID-19 positive patients = 3
- Ventilators not in use = 17
- COVID-19 related deaths = 39 (Total to Date)
- CRMC has implemented a policy that requires ALL staff, visitors (which would be very limited), and contractors of any kind to wear a mask while in the hospital at all times.
- The 3 South patient unit at CRMC is dedicated by half to COVID-19 positive patients only, and the other half of the unit is dedicated to PUI patients.
- EMS staff transport to CRMC on Thursday, 5/28/2020: Four (4) PUI patients, of which two (2) patients tested positive to COVID-19.
- CMCR total Lab tests to date = No Report Today. COVID-19 positive tests = No report today.

Intelligence Briefing 5-29-2020
COVID Charles County
Week 11

Updated Infection Numbers: As of 1032 hrs.

Total worldwide: 5,840,369 **+112,740 since the 5-28-20 brief.**

Worldwide increase of confirmed cases by 24-hour period over the last 10 days

5-17/18	5-18/19	5-19/20	5-20/21	5-21/22	5-22/23	5-24/26*	5-26/27	5-27/28	5-28/29
150,384	99,030	94,728	96,675	100,760	123,960	267,426	87,047	120,704	112,740

Total fatalities worldwide: 361,066 **+4,787 since the 5-28-20 brief**

Total confirmed cases in the US: 1,721,926 **+19,015 since the 5-28-20 brief**

US increase of confirmed cases by 24-hours period over the last 10 days

5-17/18	5-18/19	5-19/20	5-20/21	5-21/22	5-22/23	5-24/26*	5-26/27	5-27/28	5-28/29
18,870	23,541	21,224	20,382	25,164	27,121	57,889	18,650	21,482	19,015

Total fatalities in US: 101,621 **+1,045 since 5-28-2020**

Maryland Numbers: As of 1000 hrs. via <https://coronavirus.maryland.gov/>

Total confirmed cases in State in of MD: 50,988 **+1279 since the 5-28-20 brief**

Total tested in the State of MD: 328,516 **+11,719 over 5-28-20**

Percent of those test that test positive: **15.5%**

Total Fatalities in State of MD: 2,348 **+41 change since the 5-28-20 brief**

Number of probable deaths: 118

Total Ever Hospitalized: 8,479

Persons currently hospitalized: 1,296 -38 since 5-28-2020

5-14/15	5-15/16	5-16/17	5-17/18	5-18/19	5-19/20	5-20/21	5-21/22	5-22/23	5-23/26*	5-26/27	5-27/28	5-28/29
-42	+4	-40	-40	-13	-11	-36	-36	-9	-5	+23	-4	-38

First Responder Numbers in Charles County: NUMBERS AS OF 5-29-2020 @1230

No report over the weekend.

2 Quarantine: means exposed and they can't come to work **-1 since last report**

3 Self Isolation: means sick or tested positive **no change since the last report**

Weather:

Sat 80-57 Sun, Sunday 71-49 sun, Monday 71-53 sun

Local:

No Stores visited this morning.

Charles County initiates Phase 1 recovery plans along with:

Restaurants as well as social organizations such as American Legions, VFWs, and Elks Clubs may begin to re-open for outdoor dining only.

- o Outdoor pools may reopen in accordance with strict safety guidelines, including 25% capacity restrictions and strict physical distancing and sanitation measures.
- o Youth sports and youth day camps may resume operating under strict safety protocols and capacity limitations.

Maryland Update:

Nothing new to report

Region:

Over 60,436 cases in the NCR as of 0700 5-29-2020.

102,013 cases in Maryland, DC, and Virginia as of 0700 on 5-29-2020.

National:

AP infection map: <https://apnews.com/7b5a2994d351e5c1697e2c7478e2969c>

WHO updates advice on wearing masks and states they should only be worn if you are sick or caring for person with COVID.

2.3 million Americans have filed for unemployment this week. Total of 41 million Americans have filed for unemployment since March.

Local critical infrastructure:

No outages or disruptions are reported or are appear to be likely as of today.

Predications/ Analysis:

- The cascading effects of the prolonged closures, along with community fear and anxiety have led to unintended consequences that we likely have not explored. The recent reports of increasing measles outbreaks due to children not being inoculated likely due to fear and limited availability is a terrific example. It would be wise if task forces or committees were established to better identify, develop proactive frameworks for future responses, and potential solutions prior to full reopening.

- Pediatric Multi-system Inflammatory Syndrome is receiving increasing media coverage (100+ cases in NY, 3 at WDC Children's). We are likely to see increased reports from fearful parents who have limited knowledge but high fear. Factual information spread is needed, ongoing and open channel communication with local pediatricians must start now, redistribution of PPE may be needed, and we should likely begin adding them to EOC operations.
- We appear to be on the downward side or at least seeing a leveling of this crisis. Commander should take this time to review and collect documents needed to begin the AAR process of the tactical portion of this event. Logistics should begin placing orders to build stockpiles for the next round.
- The change at the Gov. Office re: to releasing nursing home case counts and fatalities this week is likely to create more questions than answers. In addition, it is likely to create a public uproar and increase anger.
- The length and scope of this situation have exposed large cracks in food supply chains, medical supply chains, fossil fuel industries, and other major portions of everyday life. Local leaders should begin a gap analysis and start the after-action process so they can create and modernize resiliency plans, local stockpiles, and coming up with other forward leaning solutions so when the next disaster occurs they are more self-sufficient and better prepared.
- While we have concentrated our efforts on peer support and helping our responders, a proactive approach to including families of first responders is quickly emerging. The command structure should consider a Family Support liaison or expand the Peer support branch.
- The increased discussions about opening the economy, added with the on-going conversation about health care inequity and racial disproportionality of infections is causing increased polarization, anger, and hate. Social media is rampant with spirited discussions. It is only a matter of time before we begin to see emotions spill over into the public. The small protest we have witnessed thus far could pale in comparison to what is to come. LE should be reviewing plans, manpower, and boosting intelligence gathering to better prepare for potential situations.
- Protests over the continuing of stay at home orders, and business closures are becoming more prevalent and boisterous. Law enforcement should begin to make plans on how to track these groups and respond to events.
- First responder staffing and exposure issues will likely continue to increase. Priority messaging about PPE, manpower reduction strategies, and outside the box thinking should be continued and solutions expedited.
- FOIA and PIA requests for detailed records on infections in assisted living and nursing homes will increase as investigative reporting on this issue increases.
- Grocery stores could become a hotbed of fear and anxiety due to limiting numbers of patrons, assigning shopping days, mask requirements, and now limited meat supplies.
- As critical case in Charles County remain low (outside of nursing homes and assisted living homes), needs in other local jurisdictions are growing. Resources should be

prioritized and plans should be made to share/deploy critical resources, personnel, and/or facility space to meet the needs regionally.

- The longer this crisis continues the more likely we are to experience critical events that may not be related to the COVID crisis (incidents within the incident). Those in leadership positions need to be prepared to step into dual leadership/managerial roles at a moment's notice. This requires taking care of yourself and staying up on the latest tactics, strategies and knowledge.
- Planning for crisis recovery starts as soon as the crisis begins. Monday marks the 8th weeks of this crisis, 6th week of schools being closed. Partners and stakeholders should begin planning for what the return to the "new normal" looks like in their organization. Sharing of these plans will help each organization build more comprehensive processes.
- Over the weekend the US will likely eclipse 500,000 cases and 15,000 deaths. Md numbers will likely pass 5000 and 150 fatalities by Friday. These numbers will cause increased pressure to ratchet up rhetoric re: "stay at home orders" and could result in further sanctions and restrictions.
- As the confirmed case numbers continue to rapidly ascend the likelihood of jurisdictions issuing "travel bans" increases. Law enforcement should begin researching the constitutionality of these potential edicts and have plans in place for implantation and begin to develop a public communication strategy. Standardizing local "travel authorization documentation" should be explored by the lead jurisdiction having authority.
- Due to diverted attention, the international and domestic terrorism threat is rapidly increasing. Responders should be reminded to remain vigilant and of the DHS guidelines for spotting suspicion activities and terrorism indicators.
- As we enter into the reported peak of this situation communication, along with sharing of individual branch capability and capacity is more important now than ever. "We don't know what we are going to need to know until we need to know it."
- First responder organizations should begin surveying members for pre-existing conditions and other complicating medical conditions. Responders found to have pre-existing conditions should be placed in limited citizen contact roles.
- A review of the 179 countries that report COVID-19 cases, only two (South Korea and China) have somewhat "flattened the curve" of NEW infections. Both showed flattening roughly 30 to 45 days after the initial spikes. The initial spike in the US began around 3-18-2020.
- Reduced stability in the supply chain along with increased fear and anxiety can be expected with today's "stay at home order."
- After 3 weeks of social distancing and schools being closed non-english speaking communities within Charles County are likely feeling further isolated due to a lack of language specific communications. Direct and increased messaging to Spanish speakers is likely necessary.
- As mass transit continues to shrink in availability, plans should be made to ensure those who rely on it for essential supplies and trips have delivery resources.

- LE and EMS screening protocols should include questions about recent travel to NY, NJ, CT, and FL.
- Immediate attention is needed to direct companies and organization on the proper processes and appropriate contact to use (Donation Manager at the EOC) to donate PPE and cleaning materials to essential personnel
- The next 7 days will likely see a stabilization of a majority of the grocery supply chain. However, the potential for disruption moving forward continues to remain high.
- FOIA and PIA request from media and citizens groups will likely begin to increase the longer this event lasts. "New normal" processes need to be established as soon as possible.
- Lack of child care options will likely add to family stress. Additional resources, activity and options are needed.
- JIC staff should substantially amplify community resource communications
- As we enter the 2nd week of social distancing stress, anxiety, and fear will likely increase. Continuous reminders of patience and focusing on kindness will become increasingly important.
- Many stores restock overnight. Seniors and the vulnerable populations should be strongly encouraged to shop during the early morning hours when supplies are likely to be at their highest.
- As testing increased the confirmed cases in MD will increase. This will likely cause additional life restrictions.
- Supply chain issues will continue and likely increase as further life interruptions and travel restrictions are ordered. The possibility of violence increases as stress increases, especially at grocery stores.
- Commanders of responders and essential staff should have robust plans for potential quarantines and updated continuity of operations including plans for diminished manpower. Further, responder organizations should begin reviewing existing integration plans with the National Guard.
- Obtaining medical supplies and PPE will continue to be an issue for the foreseeable future. All services should use the command ordering process so orders can be tracked.
- The community of Charles County is showing increased signs of pulling together and assisting one another. The JIC should continue to encourage civility and increase positive press of good news stories occurring throughout our community.

"The most effective leaders in crises ensure that someone else is managing the present well, while focusing their attention on leading beyond the crisis toward a more promising future" (Nutley and Marcus, 2019, Harvard Business Review)

Respectfully submitted by Jason Stoddard

Law Enforcement Branch Briefing

COVID-19 Charles County IMT

May 29th, 2020

Buildings:

Charles County Sheriff's Office: District 1 Lobby is closed for scheduled remodeling. The District 1 clerks have moved to the CCDC Annex building in the same parking area and that lobby is open as normal.

Maryland State Police: Restricted to public

Maryland Transportation Authority: Closed to Public

La Plata Police Department: Closed to the public

Natural Resources Police: Building Closed

Operations:

Charles County Sheriff's Office: Operations have gone to emergency scheduling in accordance with a CCSO level 3 All-Hazards activation. Patrol operational periods are 12 hours from 0700-1900 and 1900-0700. All other operations sections running with normal services being provided from modified locations. Services provided have not been reduced or augmented.

Maryland State Police: Operations as normal.

Maryland Transportation Authority: Operations as normal.

La Plata Police Department: Operations as normal; Doing screening in and screening out.

Natural Resources Police: Operations as normal.

Internal COVID-19:

Charles County Sheriff's Office:

- 0 Sworn Officer quarantined
- 2 Sworn Officers isolated
 - 2 Officers isolated due to positive test
- 1 Correctional Officer quarantined
 - Contact with household member who is COVID-19 positive, estimated return date of 06/07/20
- 1 Correctional Officers isolated
 - Showing symptoms and has been tested by doctor, awaiting results.
- 1 civilians quarantined
 - Family member has symptoms, waiting on test results
- 0 civilians isolated.

Charles County Detention Center Population:

- 107 inmates
- 0 COVID positive inmates
- 0 Inmates with symptoms

Maryland State Police: None local

Maryland Transportation Authority: None local

La Plata Police Department: None

Natural Resources Police: None local

Definitions

Quarantine: Quarantine is the process of keeping an asymptomatic (no symptoms) person who had a reported exposure away from other people.

Isolation: Isolation is the process of keeping a symptomatic or positive person away from all other people.

Crime Stats:

Crime continues to be down in all aspects.

TRU:

Charles County Sheriff's Office: Open and working; triage site for COVID-19 calls for service.

Maryland State Police: Open and working.

Maryland Transportation Authority: Open and working.

La Plata Police Department: Open and working.

Natural Resources Police: Open and working.

Call Restrictions:

Charles County Sheriff's Office: None

Maryland State Police: None

Maryland Transportation Authority: None

La Plata Police Department: None

Natural Resources Police: None

Governor's Order Violations since Emergency Orders Issued:

Violation sustained calls for service: 66

Warnings: 63

Charges later: 2

On-scene arrest: 1

Health Department Order Violations (Between 04/16/20 and 04/18/20):

Calls for Service

Founded: 5

Unfounded: 10

Dispositions

Warnings: 5 issued

Items of Note: (Not for redistribution)

Changes denoted in red.

Charles County Public Schools Briefing 5-29-2020
COVID Charles County

48-hour Priorities:

- Maintaining instructional continuity
- Expanding and maintaining food service
- Expanding and maintaining WiFi service
- Develop a plan for closing SY 19-20

Meals:

Thursday, 5/28/20 CCPS served 7053 meals at the 11 meal distribution sites. The total was +2367 from the meals served on Wednesday, 5/27/20 due to the large volume of elementary packet pickup.

Meal sites located at high schools are closed on the day of their graduation events. Sites will be closed at Lackey and McDonough on June 1, at Westlake on June 2 and St. Charles on June 3. All other meal sites will operate as usual. CCPS is working on arrangements to implement the summer meals program Lunch on Us. CCPS will share details as they are finalized.

Closure:

Schools have sent out schedules to parents and students as to what days and times they can report to the schools to pick up their personal belongings still at the schools. This will occur within the next two weeks.

State Superintendent of Schools Karen Salmon announced all Maryland public schools will remain closed until the end of the 2019-20 school year. Distance learning will continue for Charles County Public Schools students. All schools, buildings and centers will remain closed to the public.

Instruction:

Nothing new to report.

The final round of learning packets for elementary school students will be at meal sites starting May 28. There are no additional packets for secondary students. Starting on June 1, middle and high school teachers will use Teams for the final two weeks of instruction. Teams lessons are canceled for high school students on the day of their school's in-person graduation event. This includes Henry E. Lackey and Maurice J. McDonough high schools on June 1, Thomas Stone and Westlake high schools on June 2, La Plata and St. Charles high schools on June 3, and North Point High School on June 4.

As Charles County Public Schools (CCPS) moves into the fifth and sixth weeks of distance learning, new assignments are now available for students online at www.ccboe.com. Paper packets with the new material are available at our 11 meal distribution sites. New paper packets are being distributed May 18-29.

Community Wifi:

Nothing new to report.

Access point equipment has not arrived in shipping as of yet. No construction on this project has begun.

All four sites are up and running and seeing use. CCPS in process of 3 other additional WiFi sites, will enable students and staff to access CCPS network not just the internet. Installation will begin once equipment arrives at Dr. Mudd Elementary, Somers Middle School, and Gail Bailey Elementary School, adding to the other four hot spots of Piccowaxen Middle School, Henson Middle School, TC Martin Elementary School, and Mt. Hope Nanjemoy Elementary School.

Misc:

Next week will begin the graduations at high schools around the county.

Respectfully submitted by Michael Meiser



Charles County Volunteer Firemen's Association, Inc.

Post Office Box #21, La Plata, Maryland 20646

May 29th, 2020

Re: Volunteer Fire/EMS Brief

Items Being Worked On:

- Reduction of Force Policy – *Information gathering occurring.*

Stations/Apparatus:

- No Station's with contamination issues.
- No Apparatus with any contamination issues.

Personnel Exposure – None:

Incidents/Call Volume:

- No Major Incidents to Report related to COVID-19
- Yesterday's EMS Call Volume was below average, and Fire Call Volume was below average
44 EMS Related Incidents ----- 16 Fire Related Incidents

Other Information:

- Continue to push out information about Social Distancing in the Stations.
- Continue to push out Peer Support Information.

Respectfully Submitted,

Mark A. Kaufmann, Jr
County Fire Chief, Charles County Maryland