

May 8, 2020 ~ COVID 19

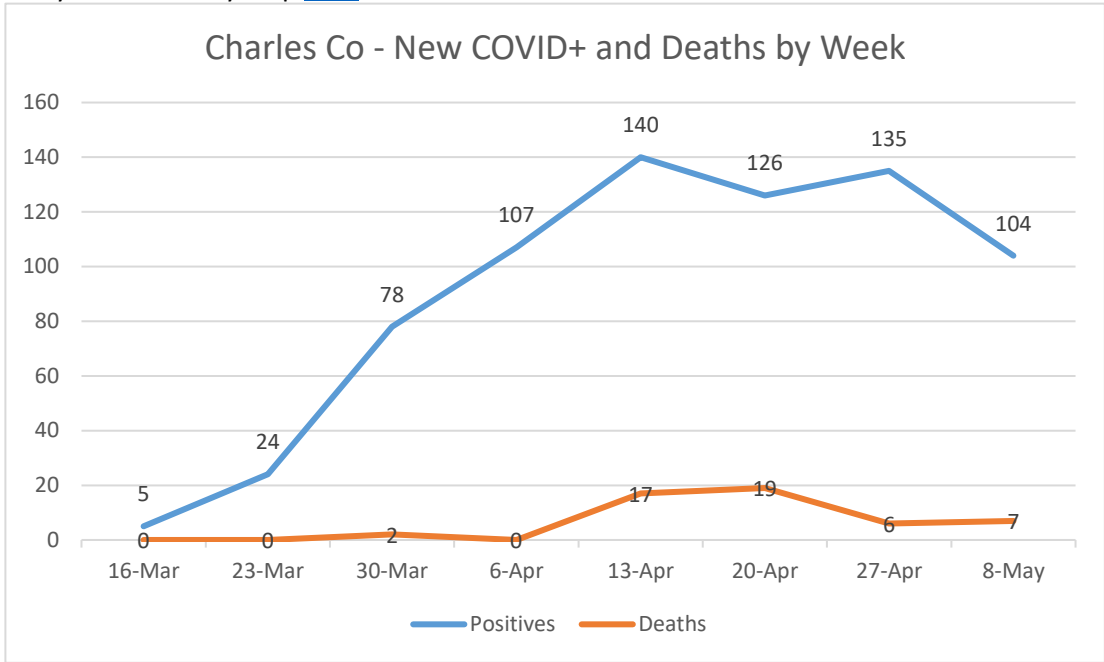
Charles County Emergency Services

Situation Report #43

New items will be italicized

Link to provide comments for the After Action Report (AAR)

<https://tinyurl.com/ydatnmo4>

SITUATION																												
Situation Summary:	Global COVID-19 situation map here																											
	Maryland summary map here																											
	<div>Charles Co - New COVID+ and Deaths by Week</div>  <table><thead><tr><th>Week</th><th>Positives</th><th>Deaths</th></tr></thead><tbody><tr><td>16-Mar</td><td>5</td><td>0</td></tr><tr><td>23-Mar</td><td>24</td><td>0</td></tr><tr><td>30-Mar</td><td>78</td><td>2</td></tr><tr><td>6-Apr</td><td>107</td><td>0</td></tr><tr><td>13-Apr</td><td>140</td><td>17</td></tr><tr><td>20-Apr</td><td>126</td><td>19</td></tr><tr><td>27-Apr</td><td>135</td><td>6</td></tr><tr><td>8-May</td><td>104</td><td>7</td></tr></tbody></table>	Week	Positives	Deaths	16-Mar	5	0	23-Mar	24	0	30-Mar	78	2	6-Apr	107	0	13-Apr	140	17	20-Apr	126	19	27-Apr	135	6	8-May	104	7
	Week	Positives	Deaths																									
	16-Mar	5	0																									
23-Mar	24	0																										
30-Mar	78	2																										
6-Apr	107	0																										
13-Apr	140	17																										
20-Apr	126	19																										
27-Apr	135	6																										
8-May	104	7																										
<div>**Chart Updated on Fridays</div> <p>Based upon the data provided by the HD, this chart plots the new cases every week. It’s important to note that this chart closely correlates to the trends seen in the Safety Officer report below for the number PUI transports by EMS per day (PUI Incidents chart). The peak for EMS PUIs occurred on Apr 16 and the peak for new case counts occurred the same week as seen above.</p>																												
COVID Confirmed cases in Charles County	<p>719 cases total reported since the beginning of the event.</p> <ul style="list-style-type: none">Under 18 years: 15 (2.1%)18-64 years: 536 (74.5%)65+ years: 168 (23.4%)																											
	3303 negative tests results																											
	The State of MD is reporting 716, which is the number of cases from the State Labs.																											
	<p>Recovered and released from isolation: 177</p> <p>Partially recovered with improved symptoms: 46</p> <ul style="list-style-type: none">147 or 20.4% required hospitalization																											

****SitRep #43 ~ May 8, 2020 – Next SitRep May 11, 2020****

May 8, 2020 ~ COVID 19

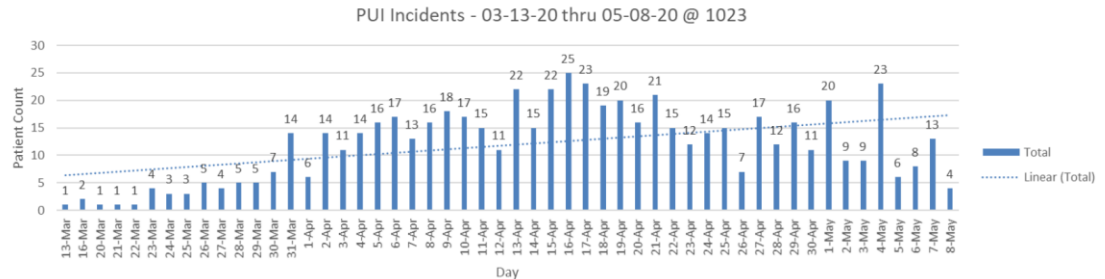
	<ul style="list-style-type: none">• Among confirmed cases, 413 (57.4%) Female; 282 (42.6%) Male• 14% Healthcare Workers• 1.8% First Responders: EMS, Fire, Law Enforcement• 29.2% have underlying health conditions <p>51 deaths of Charles County residents at this time.</p> <p>Racial breakdown among confirmed fatalities:</p> <ul style="list-style-type: none">• 51.0% Non-Hispanic White• 43.4% Non-Hispanic Black• 1.8% Non-Hispanic Asian• 3.8% Hispanic <p>Age breakdown of confirmed fatalities:</p> <ul style="list-style-type: none">• 0-39 years: 0• 40-69 years: 9 (16.9%)• 70-79 years: 21 (38.9%)• 80+ years: 23 (44.2%) <p>Average age of fatalities: 78.5 years</p> <p>Gender breakdown among confirmed fatalities: 71.7% Female, 28.3% Male</p>																					
Statewide Race/Ethnicity demographics	<p>Cases and Deaths Data Breakdown: (inside parentheses) = Number of confirmed deaths * = Number of probable deaths, NH = Non-Hispanic</p> <p>Statewide By Race and Ethnicity</p> <table><thead><tr><th>Race/Ethnicity</th><th>Cases</th><th>Deaths</th></tr></thead><tbody><tr><td>African-American (NH)</td><td>10,165 (595)</td><td>38*</td></tr><tr><td>Asian (NH)</td><td>631 (48)</td><td>3*</td></tr><tr><td>White (NH)</td><td>6,695 (598)</td><td>51*</td></tr><tr><td>Hispanic</td><td>6,067 (101)</td><td>5*</td></tr><tr><td>Other (NH)</td><td>1,107 (17)</td><td></td></tr><tr><td>Data not available</td><td>5,820 (94)</td><td>10*</td></tr></tbody></table> <p>Countywide by Race and Ethnicity:</p> <p>Race Breakdown</p> <p>Race Breakdown</p> <ul style="list-style-type: none">• Asian: 14 (2.0%)• Black/African American: 298 (41.4%)• White: 187 (26.0%)• Other or 2+ races: 39 (5.4%)• Data not available/Declined to Answer: 181 (25.2%) <p>Ethnicity Breakdown</p> <ul style="list-style-type: none">• Hispanic 31 (4.3%)	Race/Ethnicity	Cases	Deaths	African-American (NH)	10,165 (595)	38*	Asian (NH)	631 (48)	3*	White (NH)	6,695 (598)	51*	Hispanic	6,067 (101)	5*	Other (NH)	1,107 (17)		Data not available	5,820 (94)	10*
Race/Ethnicity	Cases	Deaths																				
African-American (NH)	10,165 (595)	38*																				
Asian (NH)	631 (48)	3*																				
White (NH)	6,695 (598)	51*																				
Hispanic	6,067 (101)	5*																				
Other (NH)	1,107 (17)																					
Data not available	5,820 (94)	10*																				

May 8, 2020 ~ COVID 19

	<ul style="list-style-type: none">• Non-Hispanic 496 (69.0%)• Declined to answer 39 (5.4%)• Data not available 153 (21.3%)•																																																																				
Confirmed Cases by Zip Codes: Available information from State website. Not showing data from zip codes with less than 7 confirmed positives.	<table><tr><td>Zip code:</td><td>5/6</td><td>5/8</td></tr><tr><td>20601</td><td>102</td><td>112</td></tr><tr><td>20602</td><td>117</td><td>128</td></tr><tr><td>20603</td><td>173</td><td>186</td></tr><tr><td>20607</td><td>16</td><td>16</td></tr><tr><td>20613</td><td>11</td><td>16</td></tr><tr><td>20616</td><td>23</td><td>25</td></tr><tr><td>20637</td><td>18</td><td>18</td></tr><tr><td>20640</td><td>28</td><td>28</td></tr><tr><td>20646</td><td>93</td><td>94</td></tr><tr><td>20662</td><td>9</td><td>9</td></tr><tr><td>20664</td><td>8</td><td>8</td></tr><tr><td>20675</td><td>7</td><td>7</td></tr><tr><td>20677</td><td>9</td><td>9</td></tr><tr><td>20695</td><td>44</td><td>46</td></tr></table>	Zip code:	5/6	5/8	20601	102	112	20602	117	128	20603	173	186	20607	16	16	20613	11	16	20616	23	25	20637	18	18	20640	28	28	20646	93	94	20662	9	9	20664	8	8	20675	7	7	20677	9	9	20695	44	46																							
Zip code:	5/6	5/8																																																																			
20601	102	112																																																																			
20602	117	128																																																																			
20603	173	186																																																																			
20607	16	16																																																																			
20613	11	16																																																																			
20616	23	25																																																																			
20637	18	18																																																																			
20640	28	28																																																																			
20646	93	94																																																																			
20662	9	9																																																																			
20664	8	8																																																																			
20675	7	7																																																																			
20677	9	9																																																																			
20695	44	46																																																																			
Total PUIs transported by Career & Volunteer EMS to date:	<p>618 and 109 are confirmed positive via CRMC</p> <p>YTD EMS Patients Transported Testing COVID+</p> <table><thead><tr><th>Date</th><th>Patient Count</th></tr></thead><tbody><tr><td>3/19/2020</td><td>3</td></tr><tr><td>3/20/2020</td><td>3</td></tr><tr><td>3/21/2020</td><td>1</td></tr><tr><td>3/22/2020</td><td>1</td></tr><tr><td>4/1/2020</td><td>2</td></tr><tr><td>4/6/2020</td><td>1</td></tr><tr><td>4/9/2020</td><td>1</td></tr><tr><td>4/10/2020</td><td>3</td></tr><tr><td>4/13/2020</td><td>3</td></tr><tr><td>4/12/2020</td><td>3</td></tr><tr><td>4/13/2020</td><td>3</td></tr><tr><td>4/14/2020</td><td>2</td></tr><tr><td>4/15/2020</td><td>3</td></tr><tr><td>4/16/2020</td><td>3</td></tr><tr><td>4/17/2020</td><td>2</td></tr><tr><td>4/18/2020</td><td>3</td></tr><tr><td>4/19/2020</td><td>4</td></tr><tr><td>4/20/2020</td><td>7</td></tr><tr><td>4/21/2020</td><td>4</td></tr><tr><td>4/22/2020</td><td>1</td></tr><tr><td>4/23/2020</td><td>2</td></tr><tr><td>4/24/2020</td><td>2</td></tr><tr><td>4/25/2020</td><td>1</td></tr><tr><td>4/26/2020</td><td>2</td></tr><tr><td>4/27/2020</td><td>4</td></tr><tr><td>4/28/2020</td><td>5</td></tr><tr><td>4/29/2020</td><td>1</td></tr><tr><td>5/1/2020</td><td>1</td></tr><tr><td>5/2/2020</td><td>1</td></tr><tr><td>5/3/2020</td><td>2</td></tr><tr><td>5/4/2020</td><td>2</td></tr><tr><td>5/5/2020</td><td>1</td></tr><tr><td>5/6/2020 (bank)</td><td>3</td></tr></tbody></table>	Date	Patient Count	3/19/2020	3	3/20/2020	3	3/21/2020	1	3/22/2020	1	4/1/2020	2	4/6/2020	1	4/9/2020	1	4/10/2020	3	4/13/2020	3	4/12/2020	3	4/13/2020	3	4/14/2020	2	4/15/2020	3	4/16/2020	3	4/17/2020	2	4/18/2020	3	4/19/2020	4	4/20/2020	7	4/21/2020	4	4/22/2020	1	4/23/2020	2	4/24/2020	2	4/25/2020	1	4/26/2020	2	4/27/2020	4	4/28/2020	5	4/29/2020	1	5/1/2020	1	5/2/2020	1	5/3/2020	2	5/4/2020	2	5/5/2020	1	5/6/2020 (bank)	3
Date	Patient Count																																																																				
3/19/2020	3																																																																				
3/20/2020	3																																																																				
3/21/2020	1																																																																				
3/22/2020	1																																																																				
4/1/2020	2																																																																				
4/6/2020	1																																																																				
4/9/2020	1																																																																				
4/10/2020	3																																																																				
4/13/2020	3																																																																				
4/12/2020	3																																																																				
4/13/2020	3																																																																				
4/14/2020	2																																																																				
4/15/2020	3																																																																				
4/16/2020	3																																																																				
4/17/2020	2																																																																				
4/18/2020	3																																																																				
4/19/2020	4																																																																				
4/20/2020	7																																																																				
4/21/2020	4																																																																				
4/22/2020	1																																																																				
4/23/2020	2																																																																				
4/24/2020	2																																																																				
4/25/2020	1																																																																				
4/26/2020	2																																																																				
4/27/2020	4																																																																				
4/28/2020	5																																																																				
4/29/2020	1																																																																				
5/1/2020	1																																																																				
5/2/2020	1																																																																				
5/3/2020	2																																																																				
5/4/2020	2																																																																				
5/5/2020	1																																																																				
5/6/2020 (bank)	3																																																																				
First Responders that have been exposed, are on quarantine or self-isolation	<p>Quarantine means exposed and they can't come to work. Self Isolation means sick or tested positive.</p> <p>15 Quarantine: means exposed and they can't come to work +3 since last report 2 Self Isolation: means sick or tested positive -1 since last report</p>																																																																				
EOC Safety Officer Update	<p>Safety message is being broadcasted twice daily on the public safety radio system. Safety Messages are all posted here: https://tinyurl.com/ro8jgo8 New Safety Training video for Donning & Doffing PPE : https://youtu.be/mY4rvyJDxDk</p> <p>Today's Safety Message: "T-Rex Couldn't Wash His Hands...and now he's extinct! Wash your hands often to prevent the spread of COVID-19."</p> <p>Total number of PUI's transported to date: 618 Total number of patients transported by EMS testing + for COVID: 109 Total number of first responders on self-isolation: 0</p>																																																																				

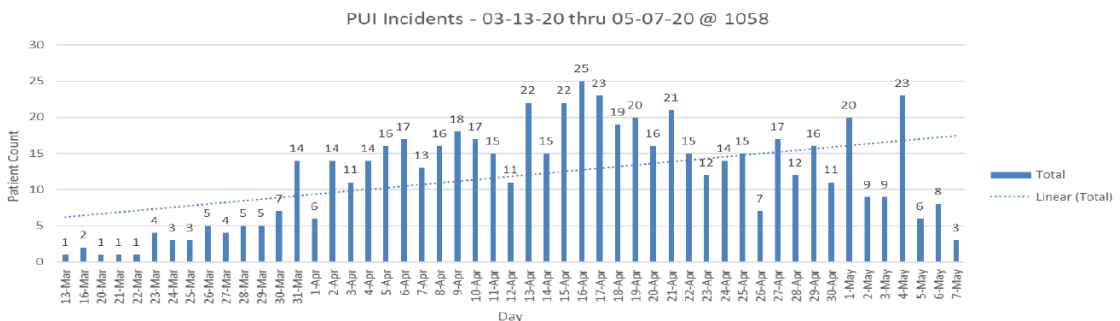
May 8, 2020 ~ COVID 19

Total number of first responders on quarantine: 5
 Total number of first responders + for COVID-19: 9
 Total number of first responders out for COVID related mental health: 0
 Total number of fire stations sanitized: 6
 Daily Estimated PPE Burn Rate: 20 sets/day



5/7/2020: "Your ATM and Credit Cards Get Around...viruses and bacteria travel with them. Wipe it after you swipe it."

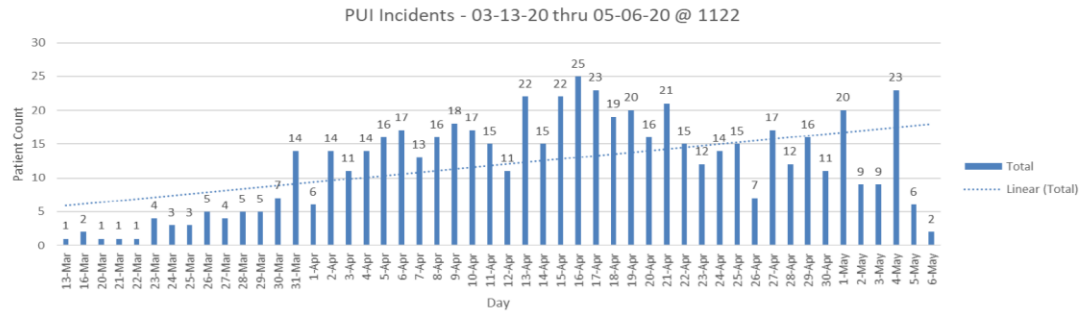
Total number of PUI's transported to date: 604
 Total number of patients transported by EMS testing + for COVID: 109
 Total number of first responders on self-isolation: 0
 Total number of first responders on quarantine: 8
 Total number of first responders + for COVID-19: 9
 Total number of first responders out for COVID related mental health: 0
 Total number of fire stations sanitized: 6
 Daily Estimated PPE Burn Rate: 30 sets/day



5/6/2020: "Be Safe, Be Good, Follow the Guidance. Questions about what to do? Try reading up on the Special Orders."

Total number of PUI's transported to date: 595
 Total number of patients transported by EMS testing + for COVID: 107
 Total number of first responders on self-isolation: 0
 Total number of first responders on quarantine: 7
 Total number of first responders + for COVID-19: 9
 Total number of first responders out for COVID related mental health: 0
 Total number of fire stations sanitized: 6
 Daily Estimated PPE Burn Rate: 30 sets/day

May 8, 2020 ~ COVID 19



5/5/2020: [“Remember that a healthy immune system requires plenty of rest. Donate some time out of your day to reset and relax.”](#)

Total number of PUI's transported to date: 587

Total number of patients transported by EMS testing + for COVID: 105

Total number of first responders on self-isolation: 0

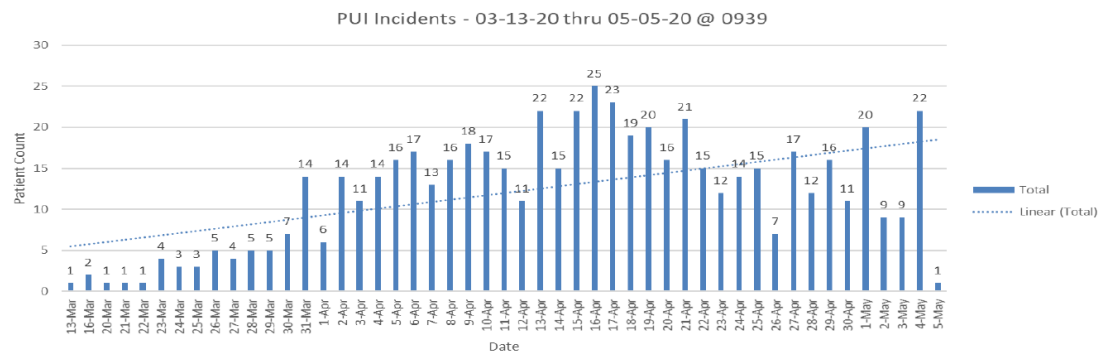
Total number of first responders on quarantine: 8

Total number of first responders + for COVID-19: 9

Total number of first responders out for COVID related mental health: 0

Total number of fire stations sanitized: 6

Daily Estimated PPE Burn Rate: 30 sets/day



5/4/2020: [“Face Masks...wearing them helps prevent the spread of COVID-19 to you and your co-workers.”](#)

Total number of PUI's transported to date: 565

Total number of patients transported by EMS testing + for COVID: 101

Total number of first responders on self-isolation: 0

Total number of first responders on quarantine: 8

Total number of first responders + for COVID-19: 9

Total number of first responders out for COVID related mental health: 0

Total number of fire stations sanitized: 6

Daily Estimated PPE Burn Rate: 30 sets/day

May 8, 2020 ~ COVID 19

	<p style="text-align: center;">PUI Incidents - 03-13-20 thru 05-04-20 @ 1025</p> <table border="1"> <caption>PUI Incidents Data (Estimated from Chart)</caption> <thead> <tr> <th>Day</th> <th>Patient Count</th> </tr> </thead> <tbody> <tr><td>13-Mar</td><td>1</td></tr> <tr><td>14-Mar</td><td>2</td></tr> <tr><td>15-Mar</td><td>1</td></tr> <tr><td>16-Mar</td><td>1</td></tr> <tr><td>17-Mar</td><td>1</td></tr> <tr><td>18-Mar</td><td>4</td></tr> <tr><td>19-Mar</td><td>3</td></tr> <tr><td>20-Mar</td><td>3</td></tr> <tr><td>21-Mar</td><td>4</td></tr> <tr><td>22-Mar</td><td>5</td></tr> <tr><td>23-Mar</td><td>5</td></tr> <tr><td>24-Mar</td><td>7</td></tr> <tr><td>25-Mar</td><td>6</td></tr> <tr><td>26-Mar</td><td>14</td></tr> <tr><td>27-Mar</td><td>14</td></tr> <tr><td>28-Mar</td><td>11</td></tr> <tr><td>29-Mar</td><td>14</td></tr> <tr><td>30-Mar</td><td>16</td></tr> <tr><td>31-Mar</td><td>17</td></tr> <tr><td>1-Apr</td><td>13</td></tr> <tr><td>2-Apr</td><td>16</td></tr> <tr><td>3-Apr</td><td>18</td></tr> <tr><td>4-Apr</td><td>17</td></tr> <tr><td>5-Apr</td><td>15</td></tr> <tr><td>6-Apr</td><td>11</td></tr> <tr><td>7-Apr</td><td>22</td></tr> <tr><td>8-Apr</td><td>15</td></tr> <tr><td>9-Apr</td><td>22</td></tr> <tr><td>10-Apr</td><td>25</td></tr> <tr><td>11-Apr</td><td>23</td></tr> <tr><td>12-Apr</td><td>19</td></tr> <tr><td>13-Apr</td><td>20</td></tr> <tr><td>14-Apr</td><td>16</td></tr> <tr><td>15-Apr</td><td>21</td></tr> <tr><td>16-Apr</td><td>15</td></tr> <tr><td>17-Apr</td><td>12</td></tr> <tr><td>18-Apr</td><td>14</td></tr> <tr><td>19-Apr</td><td>15</td></tr> <tr><td>20-Apr</td><td>7</td></tr> <tr><td>21-Apr</td><td>17</td></tr> <tr><td>22-Apr</td><td>12</td></tr> <tr><td>23-Apr</td><td>16</td></tr> <tr><td>24-Apr</td><td>11</td></tr> <tr><td>25-Apr</td><td>20</td></tr> <tr><td>26-Apr</td><td>9</td></tr> <tr><td>27-Apr</td><td>7</td></tr> <tr><td>28-Apr</td><td>3</td></tr> </tbody> </table>	Day	Patient Count	13-Mar	1	14-Mar	2	15-Mar	1	16-Mar	1	17-Mar	1	18-Mar	4	19-Mar	3	20-Mar	3	21-Mar	4	22-Mar	5	23-Mar	5	24-Mar	7	25-Mar	6	26-Mar	14	27-Mar	14	28-Mar	11	29-Mar	14	30-Mar	16	31-Mar	17	1-Apr	13	2-Apr	16	3-Apr	18	4-Apr	17	5-Apr	15	6-Apr	11	7-Apr	22	8-Apr	15	9-Apr	22	10-Apr	25	11-Apr	23	12-Apr	19	13-Apr	20	14-Apr	16	15-Apr	21	16-Apr	15	17-Apr	12	18-Apr	14	19-Apr	15	20-Apr	7	21-Apr	17	22-Apr	12	23-Apr	16	24-Apr	11	25-Apr	20	26-Apr	9	27-Apr	7	28-Apr	3
Day	Patient Count																																																																																																
13-Mar	1																																																																																																
14-Mar	2																																																																																																
15-Mar	1																																																																																																
16-Mar	1																																																																																																
17-Mar	1																																																																																																
18-Mar	4																																																																																																
19-Mar	3																																																																																																
20-Mar	3																																																																																																
21-Mar	4																																																																																																
22-Mar	5																																																																																																
23-Mar	5																																																																																																
24-Mar	7																																																																																																
25-Mar	6																																																																																																
26-Mar	14																																																																																																
27-Mar	14																																																																																																
28-Mar	11																																																																																																
29-Mar	14																																																																																																
30-Mar	16																																																																																																
31-Mar	17																																																																																																
1-Apr	13																																																																																																
2-Apr	16																																																																																																
3-Apr	18																																																																																																
4-Apr	17																																																																																																
5-Apr	15																																																																																																
6-Apr	11																																																																																																
7-Apr	22																																																																																																
8-Apr	15																																																																																																
9-Apr	22																																																																																																
10-Apr	25																																																																																																
11-Apr	23																																																																																																
12-Apr	19																																																																																																
13-Apr	20																																																																																																
14-Apr	16																																																																																																
15-Apr	21																																																																																																
16-Apr	15																																																																																																
17-Apr	12																																																																																																
18-Apr	14																																																																																																
19-Apr	15																																																																																																
20-Apr	7																																																																																																
21-Apr	17																																																																																																
22-Apr	12																																																																																																
23-Apr	16																																																																																																
24-Apr	11																																																																																																
25-Apr	20																																																																																																
26-Apr	9																																																																																																
27-Apr	7																																																																																																
28-Apr	3																																																																																																
<p>Websites that include the official information:</p>	<p>DIY Facemask designs from the CDC: https://www.cdc.gov/coronavirus/2019-ncov/prevent-getting-sick/diy-cloth-face-coverings.html</p> <p>Maryland Coronavirus (COVID-19) Rumor Control Page. Marylanders are encouraged to visit the page at Bit.ly/Md-Covid19-Rumors.</p> <p>New County Webpage for the Dept of Health https://www.charlescountymd.gov/government/other-agencies/charles-county-department-of-health</p> <p>List of EPA Approved Disinfecting Agents for COVID-19 https://www.epa.gov/pesticide-registration/list-n-disinfectants-use-against-sars-cov-2</p> <p>FEMA's rumor control website: https://www.fema.gov/coronavirus-rumor-control?fbclid=IwAR3x4emdkwiN9W1z_dMZVPFTjgvwxCEXSi9THFHwkdDzXjITl1g-py9iirro</p> <p>Updated CDC flyers have been added to the below site. Printable CDC Handouts & Posters: https://www.cdc.gov/coronavirus/2019-ncov/communication/factsheets.html</p> <p>CDC COVID-19 website for informational purposes: https://www.cdc.gov/coronavirus/2019-ncov/index.html Coronavirus.gov</p> <p>Maryland Dept of Health Coronavirus website: https://phpa.health.maryland.gov/Pages/Novel-coronavirus.aspx https://coronavirus.maryland.gov/</p> <p>Charles County Dept of Health Coronavirus website: http://www.charlescountyhealth.org/2019-novel-coronavirus-2019-ncov-in-the-u-s/</p> <p>Charles County Government: https://www.charlescountymd.gov/services/health-and-human-services/covid-19</p>																																																																																																
<p>Closures:</p>	<p>All closures for Charles County will be listed here: https://www.charlescountymd.gov/government/operating-schedule</p>																																																																																																
<p>Donations Management</p>	<p>We will be directing the public to call 301-609-3435 or to email desdonations@charlescountymd.gov if they wish to donate.</p> <p><i>Total of 1,905 donated cloth masks have been donated and/or labor to sew have been donated so far.</i></p>																																																																																																

May 8, 2020 ~ COVID 19

	147 Tupperware soup cups including canned soup & oatmeal have been donated for first responders.
<u>EXECUTIVE ACTIONS</u>	
EOC Activation:	<p>Enhanced Activation – Monday-Friday 0800 to 1700 – Virtual on Weekends</p> <p>EOC work groups meetings: (Mon-Wed -Fri) for the core planning group @1300 (Tues-Thurs) for the Command & General Staff @0930</p> <p>MEMA Full Activation of the SEOC – with staff will be operating Monday – Friday 0700 to 1700. Virtual on Weekends.</p> <p>EOC email addresses: despeersupport@charlescountymd.gov deseoc@charlescountymd.gov desplanning@charlescountymd.gov deslogistics@charlescountymd.gov desfinance@charlescountymd.gov dessafety@charlescountymd.gov desdonations@charlescountymd.gov</p>
State of Emergency:	<p>State of Maryland Declared on 3/5/2020 County Declared 3/16/2020 (for up to 30 days) County extended to May 30, 2020</p>
Protective Actions:	<p>All gatherings must be less than ten persons. Governor has issued stay at home orders. Health Officer issues mask requirement order for public seen here Social Distancing programs in effect from Governor's Order. New Executive Orders for Nursing Homes & Expansion of Health Officer Powers 4/29/2020 3 new EO posted to website</p> <p>All Governor's Executive orders are posted here: https://governor.maryland.gov/category/executive-orders/ <u>Executive Order (Amended Stay-at-Home Order; Gatherings; Expanded Outdoor Recreation):</u> <i>The order allows for expanded outdoor exercise and recreation activities. The order also authorizes counties to open public spaces, including parks and playgrounds.</i></p> <p><u>Renewal of the State of Emergency:</u> <i>This extends and renews the current state of emergency.</i></p> <p><u>Legal Guidance Pertaining to Automated Car Washes:</u> <i>This guidance provides that automated car washes may reopen to the general public.</i></p> <p><u>Amended Directive and Order Regarding Various Healthcare Matters:</u> <i>The Secretary of Health issued revised guidance permitting licensed healthcare facilities and providers to resume elective and non-urgent medical procedures and appointments.</i></p>

May 8, 2020 ~ COVID 19

County Government:	<p><i>The New Normal Taskforce will present to the Commissioners on 5/12.</i></p> <p>County Government Buildings are Closed to the Public Telework for non-essential workers and some essential staff that can telework. Closures for County Government here: See here for Recreations, Parks and Tourism https://www.charlescountyparks.com/about-us/covid-19</p> <p>See here for Operating Status updates: https://www.charlescountymd.gov/government/operating-schedule</p>
PIO:	<p>Podcast with CRMC https://youtu.be/i6iY-9k1rKc</p> <p>https://www.buzzsprout.com/171685/3620551</p> <p>Working on internal communications on how to bring employees back to work. Continuing to work on gathering documentation and photos. Education and outreach for opening facilities back up.</p> <p>HD PIO is working on doing a statewide campaign for contact tracing.</p>
Schools:	<p>Meals:</p> <p><i>On Thursday, 5/7/20, CCPS served 4725 meals at the 11 meal distribution sites. This was the same amount served on Wednesday, 5/6/20. Westlake HS, JC Parks Elem, St. Charles HS, JP Ryon Elem, and Mudd Elem. are the highest distribution sites.</i></p> <p>Closure:</p> <p><i>Today, all high schools sent staff around the county to place signs in Class of 2020/Seniors yards.</i></p> <p><i>State Superintendent of Schools Karen Salmon announced all Maryland public schools will remain closed until the end of the 2019-20 school year. Distance learning will continue for Charles County Public Schools students. All schools, buildings and centers will remain closed to the public.</i></p> <p>Instruction:</p> <p><i>Nothing new to report.</i></p> <p><i>As Charles County Public Schools (CCPS) moves into the fifth and sixth weeks of distance learning, new assignments are now available for students online at www.ccboe.com . Paper packets with the new material are available at our 11 meal distribution sites.</i></p> <p>Community Wifi:</p>

May 8, 2020 ~ COVID 19

	<p>All four sites are up and running and seeing use. CCPS in process of 3 other additional WiFi sites, will enable students and staff to access CCPS network not just the internet. <i>Installation will begin the week of 5/10/20 at Dr. Mudd Elementary, Somers Middle School, and Gail Bailey Elementary School, adding to the other four hot spots of Piccowaxen Middle School, Henson Middle School, TC Martin Elementary School, and Mt. Hope Nanjemoy Elementary School.</i></p> <p>Misc:</p> <p>Due to the ongoing public health crisis created by COVID-19, Charles County Public Schools (CCPS) is planning virtual graduations for the Class of 2020 on June 11, 2020. Each high school will have an exclusive virtual graduation ceremony that will be available online and on television the morning of June 11.</p>
<u>HEALTH and HUMAN SERVICES</u>	
Medical isolation/quarantine for vulnerable populations:	0 persons in non-congregate care shelter at this time.
Shelter Operation Plan:	Not Activated
Essential Personnel Childcare:	<p>Here is the guidance to see if your staff qualifies for the Child Care Access during COVID-19. See the Gov EO here: https://governor.maryland.gov/wp-content/uploads/2020/03/Child-Care-Access.pdf.</p> <p>Here is the list of approved child care facilities for COVID-19: https://earlychildhood.marylandpublicschools.org/approved-emergency-personnel-child-care.</p> <p>Your staff may pick anyone of these facilities based on location.</p> <p>There are a few forms your staff need to fill out to take to the child care facility of their choice. Those forms can be found on the right side of the website copied here: http://marylandpublicschools.org/Pages/default.aspx</p>
Recreations, Parks & Tourism:	<p>No report requested at this time.</p> <p>See cancellations here: https://www.charlescountyparks.com/about-us/covid-19</p>
Department of Health:	<p><u>INFECTIOUS DISEASE</u></p> <p>CASE COUNT—CHARLES COUNTY</p> <p>As of 5/8/2020, total case count for Charles County is 719.</p> <ul style="list-style-type: none"> The line list with confirmed case counts for Charles County is continuously updated as lab reports are received from MDH, hospitals, and commercial laboratories. Contact tracing efforts are continuous with a focus on healthcare workers, EMS, and police. <p><u>CALL CENTER UPDATE</u></p> <ul style="list-style-type: none"> Operation time: 0800 to 2200.

May 8, 2020 ~ COVID 19

	<ul style="list-style-type: none"> The numbers to call remain the same: 301.609.6717 or 301.609.6777 Volume for new system is approximately 60 call per day. (Approximately 20 calls this past weekend.) <p><u>MEDIA, SOCIAL MEDIA AND WEBSITE</u></p> <ul style="list-style-type: none"> Complaints concerning mask use coming in about 1 per day. <p><u>PARTNER/STAKEHOLDER OUTREACH</u></p> <p><u>LTC/AL</u></p> <ul style="list-style-type: none"> The Long-Term Care and Assisted Living call was held Thursday, May 7, at 3 p.m. by CCDOH nurse liaisons. <p><u>ALL-PARTNER</u></p> <ul style="list-style-type: none"> The all-partner call held was held Thursday, May 7, at 4 p.m. by CCDOH nurse liaisons. <p><u>EPI SURVEILLANCE PROFILE FOR STATE</u></p> <p><u>Case Investigation, Surveillance, and Infectious Disease Response (D, Blythe)</u></p> <p>1) Latest case counts – total: 30,485 (121,702 negative)</p> <p>2) New cases: 1,111</p> <p>a) Age distribution:</p> <p>i) under 18 years - 2 %</p> <p>ii) in 19-64 age range 74%</p> <p>iii) in 65+ age range 24%</p> <p>b) Geographic distribution:</p> <p>i) National Capital 53%</p> <p>ii) Baltimore Metro area 41%</p> <p>iii) Eastern Shore 3%</p> <p>iv) Southern 2%</p> <p>v) Western 1%</p> <p>c) Of cases, 53% female; 47% male</p> <p>d) Hospitalizations (-9 last 24 hours); total current 1,674; total ever 5,811</p> <p>e) Deaths -- Total 1,453 (52 last 24 hours)</p> <p>f) Release from isolation – 2,041</p>
Social Services	No report requested at this time.
Community Services:	<p>SAFAH update (vouchers for homeless):</p> <p>DCS has received a 7 total SAFAH referrals from Lifestyles, representing 8 homeless individuals (one referral included 2 adults in the family unit).</p> <ul style="list-style-type: none"> - Five referrals are complete, and all 5 clients were notified by phone that their vouchers are available to use now. Follow-up notices will be provided by the Housing Authority in writing to each voucher recipient, as well. - One referral is in process, as Housing is awaiting 1 essential document from the client, which DCS expects to receive this week. The voucher should be approved & the client notified by COB Thurs 5/7. - Unfortunately, one referral was categorically ineligible because the client(s) household income exceeds the maximum amount for voucher eligibility. However, the Housing Authority staff provided other resources to the individual(s) for assistance to repair credit rating & free legal services to resolve previous landlord-tenant concerns.

May 8, 2020 ~ COVID 19

- The National Coalition on Mental Health and Aging is co-sponsoring a virtual event with the Substance Abuse and Mental Health Services Administration, the Administration for Community Living and the Veterans Health Administration as part of **NATIONAL OLDER ADULT MENTAL HEALTH AWARENESS DAY 2020** on May 7th at 1pm. The title is “Combating Social Isolation for Seniors during the COVID-19 Pandemic” and attached is the announcement. For those who cannot attend for the live broadcast the webinar will be recorded and posted to the NCMHA, when available. Recordings of all past NCMHA webinars can be found here: http://www.ncmha.org/?page_id=476
- As part of the Older Americans Month observation in May, the Coalition to End Social Isolation and Loneliness and the National Coalition on Mental Health and Aging are co-sponsoring a special webinar “**Social Isolation and Loneliness Among Older Americans During COVID-19: Evidence, Policy, and Advocacy**”. This 90-minute event will provide an in-depth examination of the: scope of the problem, biological impacts of social isolation and loneliness, interventions and promising practices, and policy considerations. Register here: https://zoom.us/webinar/register/WN_kLqIPla3RM-Ov6rLKj7-ng
- **GeroCentral**, a collaborative website of professional gero-psychological organizations, has compiled an excellent and robust set of resources regarding COVID 19. GeroCentral primarily targets professionals <https://gerocentral.org/clinical-toolbox/covid-19-resources/>
- The Administration for Community Living developed a COVID 19 resource titled “**What Do Older Adults and People with Disabilities Need to Know?**” which is regularly updated and very helpful for older adults and their care partners. Visit <https://acl.gov/COVID-19>
- MHAMD also maintains a website of COVID 19 information and resources which targets older adults among other populations: <https://www.mhamd.org/coronavirus/> In addition, MHAMD has updated the mental health and aging website. Please visit **Older Adults: Vibrant Minds** at <https://www.mhamd.org/what-we-do/outreach-and-education/vibrant-minds/> . This website is still a work in progress so please offer feedback to kburton@mhamd.org
- The **Older Adult Behavioral Health Specialists (OABHS)** in Maryland are able to be flexible and helpful with local COVID 19 behavioral health concerns / efforts. Attached is an updated OABHPS brochure for your information. If you are thinking about establishing a local response to older adult behavioral health needs, call on your local OABHS for collaboration.
- Two weekly **virtual 12 step meetings of Alcoholics Anonymous**, “Better with Age”, have been established to support older Marylanders during this pandemic and beyond. More information on these meetings and others can be found through the Baltimore Intergroup Council of Alcoholics Anonymous website <https://baltimoreaa.org/announcements/>

May 8, 2020 ~ COVID 19

Lifestyles:	<p>Food services</p> <p><i>Eight (8) cabanas operated today as well as curbside distributions. Providing 170 meals and 34 toiletry bags. We ran out of food for today so are trying to prepare for tomorrow's distribution.</i></p> <p><i>Volunteers will prepare another 500 grocery bags will be prepared for distribution next week. Plans are to deliver 120 meals to homebound and homeless individuals next week which will be provided by Rucci's restaurant.</i></p> <p>Outreach</p> <p>Maryland Diaper Bank</p> <p><i>Lifestyles of Maryland is a Maryland Diaper Bank Diaper Hub to support COVID 19 relief efforts.</i></p> <p><i>Outreach numbers – 16 individuals were reached yesterday. Southern Maryland Food Bank provided hot meals for distribution to individuals in the encampments. DSS joined LifeStyles for Street Outreach. This allows for additional services immediately for unsheltered individuals. Waldorf sanitation station is in full use. Areas covered: Waldorf two locations and La Plata locations. We continue to provide face coverings to individuals living in encampments who were without. Some individuals have started to receive stimulus checks which allows them to shelter in hotels.</i></p> <p><i>The client presenting concerns regarding trying to accommodate isolation needs is currently not isolated. Other areas are testing homeless populations in encampments and shelters as well as staff. We will be seeking assistance with testing for this population.</i></p> <p><i>Additional care packages are being prepared to allow for ease of transfer for isolated individuals. With many staff teleworking at the state level we are having difficulty obtaining vital documents to allow for more permanent housing of two individuals and a service dog we are currently assisting.</i></p> <p>Facilities</p> <p><i>Many facilities have various restrictions on admissions currently which increases the lack of shelter for several individuals. All participants and staff are doing temperature checks daily. Limited access to all facilities. Additional safety measures are being put in place to reduce access to facilities. Guests are not allowed at facilities at this time. Staff antibody testing will take place next week. We have purchased additional PPE's and hand sanitizer.</i></p>
Charles Regional Medical Center	<ul style="list-style-type: none"> - Hospital census = 66 - Hospital ICU census = 13 - Isolation Rooms occupied = 7 - Confirmed positive cases of COVID-19 patient admissions = 17 <ul style="list-style-type: none"> - Of the total 17 COVID-19 patients, four (4) are located in the ICU. Thirteen (13) are located on the 3 South COVID-19 unit

May 8, 2020 ~ COVID 19

	<ul style="list-style-type: none"> - PUI admissions = 5 - Ventilated patients = 5 - COVID-19 related deaths = 31 (total to date) - EMS staff transported to CRMC on Thursday, 5/07/2020 = One (1) known COVID-19 positive patient from Charlotte Hall Veterans Home, and zero (0) PUI's - CRMC total Lab tests to date = 1105 - Total COVID-19 positive Lab results = 245
<u>OPERATIONS</u>	
Peer Support Team: Will be reporting weekly on Mondays.	despeersupport@charlescountymd.gov **NEW NUMBER** - 240-532-0558 Video about Peer Support: https://youtu.be/EIML_RnIdAY Face-to-Face visits: 52 employees All shifts in communications were visited Phone Contacts: 57 employees Social Media: Courtney and Debi continue to monitor social media posts. Several Facebook posts to encourage and engage employees with coping. General Impression: Employees seem to be focusing on the fatigue of COVID-19 and how they are "just over it." Employees were receptive and appreciative to the encouragement bags we made. Several employees reached out later on after receiving their bags to express their appreciation again, stating it was a boost they needed. CISM: CISM and Peer Support were provided during the funeral arrangements for Marcus Paxton. Peer Support was provided for approximately 25-30 people. CISM was provided to an individual from a volunteer station during the virtual viewing. CISM was also provided to CCSO for an incident involving an officer shooting. Nine people attended. Concerns: We have referred an additional 2 people for a higher level of care this week. We are continuing to monitor the 2 employees previously referred. As many are expressing their frustrated fatigue of COVID-19, we are working to find ways to help give employees the extra push they need to get through the fatigue. We have been following other hot spots for insight on the mental health portion. One thing many places are starting to see is the increase of suicide rates in health care workers. As things are starting to slow down in hot spots, many are talking about the "emotional crash" of being on heightened alert for so long and then getting to "relax." We are currently working to update all of suicide prevention information to start providing it proactively.

May 8, 2020 ~ COVID 19

HazMat:	Providing Logistics support for the EOC
Law Enforcement: MSP & CCSO	<p><u>Buildings:</u></p> <p><i>Charles County Sheriff's Office: District 1 Lobby is closed for scheduled remodeling. The District 1 clerks have moved to the CCDC Annex building in the same parking area and that lobby is open as normal.</i></p> <p><i>Maryland State Police: Restricted to public</i></p> <p><i>Maryland Transportation Authority: Closed to Public</i></p> <p><i>La Plata Police Department: Closed to the public</i></p> <p><i>Natural Resources Police: Building Closed</i></p> <p><u>Operations:</u></p> <p><i>Charles County Sheriff's Office: Operations have gone to emergency scheduling in accordance with a CCSO level 3 All-Hazards activation. Patrol operational periods are 12 hours from 0700-1900 and 1900-0700. All other operations sections running with normal services being provided from modified locations. Services provided have not been reduced or augmented.</i></p> <p><i>Maryland State Police: Operations as normal.</i></p> <p><i>Maryland Transportation Authority: Operations as normal.</i></p> <p><i>La Plata Police Department: Operations as normal; Doing screening in and screening out.</i></p> <p><i>Natural Resources Police: Operations as normal.</i></p> <p><u>Internal COVID-19:</u></p> <p><i>Charles County Sheriff's Office:</i></p> <ul style="list-style-type: none"> • 4 Sworn Officer quarantined <ul style="list-style-type: none"> ○ 1 Officer who has family member with symptoms. Estimated return date 05/19/20. ○ 3 Officers who responded to an overdose call on April 28th. Estimated return date 05/12/20. • 0 Sworn Officers isolated. • 3 Correctional Officer quarantined. <ul style="list-style-type: none"> ○ 3 Correctional Officers who have family members who are sick with symptoms. Estimated return dates 1) 05/10/20 2) 05/18/20 3) 05/19/20 • 0 Correctional Officers isolated. • 0 civilians quarantined. • 1 civilians isolated. <p><i>Charles County Detention Center Population:</i></p> <ul style="list-style-type: none"> • 113 inmates • 0 COVID positive inmates • 0 Inmates with symptoms <p><i>Maryland State Police: None local</i></p>

May 8, 2020 ~ COVID 19

Maryland Transportation Authority: None local
La Plata Police Department: None
Natural Resources Police: None local

Definitions

Quarantine: Quarantine is the process of keeping an asymptomatic (no symptoms) person who had a reported exposure away from other people.

Isolation: Isolation is the process of keeping a symptomatic or positive person away from all other people.

Crime Stats:

Crime continues to be down in all aspects.

TRU:

Charles County Sheriff's Office: Open and working; triage site for COVID-19 calls for service.
Maryland State Police: Open and working.
Maryland Transportation Authority: Open and working.
La Plata Police Department: Open and working.
Natural Resources Police: Open and working.

Call Restrictions:

Charles County Sheriff's Office: None
Maryland State Police: None
Maryland Transportation Authority: None
La Plata Police Department: None
Natural Resources Police: None

Governor's Order Violations since Emergency Orders Issued:

Violation sustained calls for service: 52
Warnings: 49
Charges later: 2
On-scene arrest: 1

Health Department Order Violations (Between 04/16/20 and 04/18/20):

Calls for Service

Founded: 5
Unfounded: 10

Dispositions

May 8, 2020 ~ COVID 19

	<i>Warnings: 5 issued</i>
Career EMS & Volunteer Fire & EMS:	<p>Items Being Worked On:</p> <ul style="list-style-type: none"> - Reduction of Force Policy – Information gathering occurring. <p>Stations/Apparatus:</p> <ul style="list-style-type: none"> - No Station's with contamination issues. - No Apparatus with any contamination issues. - No Service Deliverability Issues with Apparatus O.O.S. <p>Personnel – 3 Members across 2 Stations:</p> <ul style="list-style-type: none"> - Fire Station 4 – 2 Family Members Quarantined due to a Family Member testing positive. - EMS Station 3 – 1 Quarantined due to a Family Member testing positive. <p>Incidents/Call Volume:</p> <ul style="list-style-type: none"> - No Major Incidents to Report related to COVID-19 - Yesterday's EMS Call Volume was average, and Fire Call Volume was below average <p>47 Ems Related Incidents ----- 11 Fire Related Incidents</p> <p>Other Information:</p> <ul style="list-style-type: none"> - Continue to push out information about Social Distancing in the Stations. - Continue to push out Peer Support Information. - Special Order Updates have been pushed out.
Special Operations Collapse Team:	No report requested at this time.
Emergency Management:	<p>Continuing to facilitate daily meetings with the Core Planning Group. Sending out updates as needed. Webpages for sharing SitReps/Safety Messages/Special Orders with responders and others in the public.</p> <p>Short code websites:</p> <p>After Action Report (AAR) https://tinyurl.com/ydatnmo4</p> <p>First Responder Discounts at local businesses: https://tinyurl.com/yavb5sjl</p> <p>Sit Reps: https://tinyurl.com/vcfuvw7</p> <p>Safety Messages: https://tinyurl.com/ro8jgo8</p> <p>Comms Memos https://tinyurl.com/r9zjaqh</p> <p>EMS Special Orders https://tinyurl.com/t2l9hzu</p>
Animal Control/CART:	Continuing to provide for animal control services to the County.
Economic Development	Continuing to facilitate the SBA declaration and other programs that are important to the local business community. Information and updates are available through the www.meetcharlescounty.com website.

May 8, 2020 ~ COVID 19

<u>INFRASTRUCTURE</u>	
Power Outages: (SMECO)	None at this time
County Roads:	No report requested at this time.
Debris Removal:	Not activated
Communications:	Continuing to provide screening for PUIs and sending emails to internal staff when PUIs are identified. Updating policies and sending out safety messages for staff.
Utilities:	Not activated
PGM(DA Teams):	Not activated
County CIP/B&T:	Not activated
<u>LOGISTICS</u>	
	Nick Ellis, serving as our Logistics Officer asks that you please complete the ICS 213 RR form and send any and all forms/requests to deslogistics@charlescountymd.gov . Please complete the appropriate check boxes (Requestor name, item #, etc.)
<u>FINANCE</u>	
	CONTINUE tracking any response costs your agency may have now. An email address has been established for finances: desfinance@charlescountymd.gov
<u>STATE SUPPORT</u>	
	MEMA Full Activation of the SEOC – with staff will be operating Monday – Friday 0700 to 1700. Virtual on Weekends.
Governor's Representative	
Assistance for County Employees : Pinnacle Center Employee Assistance Program: https://www.pinnaclecenter.com/ CareFirst behavioral health: 800.245.7013 (For employees covered by the County's health insurance)	