

May 7, 2020 ~ COVID 19

Charles County Emergency Services

**Situation Report #42**

*New items will be italicized*

Link to provide comments for the After Action Report (AAR)

<https://tinyurl.com/ydatnmo4>

<b>SITUATION</b>																	
<b>Situation Summary:</b>	<p>Global COVID-19 situation map <a href="#">here</a></p> <p>Maryland summary map <a href="#">here</a></p> <div><p>Charles Co - Total New Cases Per Week</p><table border="1"><thead><tr><th>Date</th><th>Total New Cases</th></tr></thead><tbody><tr><td>16-Mar</td><td>5</td></tr><tr><td>23-Mar</td><td>24</td></tr><tr><td>30-Mar</td><td>78</td></tr><tr><td>6-Apr</td><td>107</td></tr><tr><td>13-Apr</td><td>140</td></tr><tr><td>20-Apr</td><td>126</td></tr><tr><td>27-Apr</td><td>135</td></tr></tbody></table></div> <p>This chart will be updated on Fridays</p> <p>Based upon the data provided by the HD, this chart plots the new cases every week. It's important to note that this chart closely correlates to the trends seen in the Safety Officer report below for the number PUI transports by EMS per day (PUI Incidents chart). The peak for EMS PUIs occurred on Apr 16 and the peak for new case counts occurred the same week as seen above.</p>	Date	Total New Cases	16-Mar	5	23-Mar	24	30-Mar	78	6-Apr	107	13-Apr	140	20-Apr	126	27-Apr	135
Date	Total New Cases																
16-Mar	5																
23-Mar	24																
30-Mar	78																
6-Apr	107																
13-Apr	140																
20-Apr	126																
27-Apr	135																
<b>COVID Confirmed cases in Charles County</b>	<p><i>698 cases total reported since the beginning of the event.</i></p> <ul style="list-style-type: none"><li>• Under 18 years: 14 (2.1%)</li><li>• 18-64 years: 502 (74.6%)</li><li>• 65+ years: 157 (23.3%)</li></ul> <p>3085 negative tests results (no changes since last report)</p> <p>The State of MD is reporting 698, which is the number of cases from the State Labs.</p> <p>Recovered and released from isolation: 142 (no changes since last report)</p> <p>Partially recovered with improved symptoms: 41</p> <ul style="list-style-type: none"><li>• 143 or 21.2% required hospitalization</li><li>• Among confirmed cases, 391 (58%) Female; 282 (42%) Male</li><li>• 17% Healthcare Workers</li><li>• 2% First Responders: EMS, Fire, Law Enforcement</li><li>• 32% have underlying health conditions</li></ul>																

**\*\*SitRep #42 ~ May 7, 2020 – Next SitRep May 8, 2020\*\***

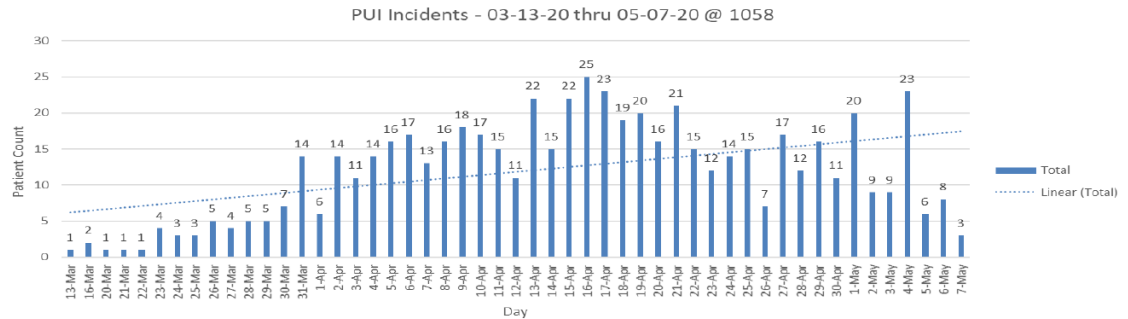
## May 7, 2020 ~ COVID 19

	<div>49 deaths of Charles County residents at this time.</div> <div>Racial breakdown among confirmed fatalities:<ul style="list-style-type: none"><li>54.9% Non-Hispanic White</li><li>39.2% Non-Hispanic Black</li><li>2.0% Non-Hispanic Asian</li><li>3.9% Hispanic</li></ul></div> <div>Average age of fatalities: 78.4 years</div> <div>Gender breakdown among confirmed fatalities: 70.6% Female, 29.4% Male</div>																					
Statewide Race/Ethnicity demographics	<div>Cases and Deaths Data Breakdown: (inside parentheses) = Number of confirmed deaths * = Number of probable deaths, NH = Non-Hispanic</div> <div>Statewide By Race and Ethnicity</div> <table><thead><tr><th>Race/Ethnicity</th><th>Cases</th><th>Deaths</th></tr></thead><tbody><tr><td>African-American (NH)</td><td>9,892 (567)</td><td>34*</td></tr><tr><td>Asian (NH)</td><td>603 (48)</td><td>3*</td></tr><tr><td>White (NH)</td><td>6,468 (580)</td><td>52*</td></tr><tr><td>Hispanic</td><td>5,726 (96)</td><td>5*</td></tr><tr><td>Other (NH)</td><td>1,032 (17)</td><td></td></tr><tr><td>Data not available</td><td>5,653 (93)</td><td>8*</td></tr></tbody></table> <div>Countywide by Race and Ethnicity:</div> <div>Race Breakdown<ul style="list-style-type: none"><li>Asian: 14 (2.1%)</li><li>Black/African American: 295 (43.8%)</li><li>White: 185 (27.4%)</li><li>Other or 2+ races: 37 (5.5%)</li><li>Data not available/Declined to Answer: 142 (21.1%)</li></ul></div> <div>Ethnicity Breakdown<ul style="list-style-type: none"><li>Hispanic 11 (1.6%)</li><li>Non-Hispanic 333 (49.5%)</li><li>Declined to answer 37 (5.5%)</li><li>Data not available 292 (43.4%)</li></ul></div>	Race/Ethnicity	Cases	Deaths	African-American (NH)	9,892 (567)	34*	Asian (NH)	603 (48)	3*	White (NH)	6,468 (580)	52*	Hispanic	5,726 (96)	5*	Other (NH)	1,032 (17)		Data not available	5,653 (93)	8*
Race/Ethnicity	Cases	Deaths																				
African-American (NH)	9,892 (567)	34*																				
Asian (NH)	603 (48)	3*																				
White (NH)	6,468 (580)	52*																				
Hispanic	5,726 (96)	5*																				
Other (NH)	1,032 (17)																					
Data not available	5,653 (93)	8*																				
Confirmed Cases by Zip Codes: Available information from State website. Not showing data from zip codes with less than 8 confirmed positives.	<div>Info not updated today</div> <table><tr><td>Zip code:</td><td>5/6</td></tr><tr><td>20601</td><td>102</td></tr><tr><td>20602</td><td>117</td></tr><tr><td>20603</td><td>173</td></tr><tr><td>20604</td><td>2</td></tr><tr><td>20607</td><td>16</td></tr><tr><td>20611</td><td>4</td></tr><tr><td>20613</td><td>11</td></tr></table>	Zip code:	5/6	20601	102	20602	117	20603	173	20604	2	20607	16	20611	4	20613	11					
Zip code:	5/6																					
20601	102																					
20602	117																					
20603	173																					
20604	2																					
20607	16																					
20611	4																					
20613	11																					

## May 7, 2020 ~ COVID 19

	<table border="1"> <tr><td>20616</td><td>23</td></tr> <tr><td>20622</td><td>3</td></tr> <tr><td>20632</td><td>2</td></tr> <tr><td>20637</td><td>18</td></tr> <tr><td>20640</td><td>28</td></tr> <tr><td>20645</td><td>1</td></tr> <tr><td>20646</td><td>93</td></tr> <tr><td>20658</td><td>3</td></tr> <tr><td>20662</td><td>9</td></tr> <tr><td>20664</td><td>8</td></tr> <tr><td>20675</td><td>7</td></tr> <tr><td>20677</td><td>9</td></tr> <tr><td>20693</td><td>3</td></tr> <tr><td>20695</td><td>44</td></tr> </table>	20616	23	20622	3	20632	2	20637	18	20640	28	20645	1	20646	93	20658	3	20662	9	20664	8	20675	7	20677	9	20693	3	20695	44																																								
20616	23																																																																				
20622	3																																																																				
20632	2																																																																				
20637	18																																																																				
20640	28																																																																				
20645	1																																																																				
20646	93																																																																				
20658	3																																																																				
20662	9																																																																				
20664	8																																																																				
20675	7																																																																				
20677	9																																																																				
20693	3																																																																				
20695	44																																																																				
<b>Total PUIs transported by Career &amp; Volunteer EMS to date:</b>	<p>604 and 109 are confirmed positive via CRMC</p> <p style="text-align: center;">YTD EMS Patients Transported Testing COVID+</p> <table border="1"> <caption>YTD EMS Patients Transported Testing COVID+ Data</caption> <thead> <tr> <th>Date</th> <th>Patient Count</th> </tr> </thead> <tbody> <tr><td>3/13/2020</td><td>3</td></tr> <tr><td>3/16/2020</td><td>3</td></tr> <tr><td>3/20/2020</td><td>1</td></tr> <tr><td>3/27/2020</td><td>1</td></tr> <tr><td>4/1/2020</td><td>2</td></tr> <tr><td>4/6/2020</td><td>1</td></tr> <tr><td>4/9/2020</td><td>1</td></tr> <tr><td>4/10/2020</td><td>3</td></tr> <tr><td>4/11/2020</td><td>3</td></tr> <tr><td>4/12/2020</td><td>3</td></tr> <tr><td>4/13/2020</td><td>2</td></tr> <tr><td>4/14/2020</td><td>3</td></tr> <tr><td>4/15/2020</td><td>3</td></tr> <tr><td>4/16/2020</td><td>2</td></tr> <tr><td>4/17/2020</td><td>3</td></tr> <tr><td>4/18/2020</td><td>4</td></tr> <tr><td>4/19/2020</td><td>7</td></tr> <tr><td>4/20/2020</td><td>4</td></tr> <tr><td>4/21/2020</td><td>1</td></tr> <tr><td>4/22/2020</td><td>2</td></tr> <tr><td>4/23/2020</td><td>2</td></tr> <tr><td>4/24/2020</td><td>1</td></tr> <tr><td>4/25/2020</td><td>2</td></tr> <tr><td>4/26/2020</td><td>4</td></tr> <tr><td>4/27/2020</td><td>5</td></tr> <tr><td>4/28/2020</td><td>1</td></tr> <tr><td>4/29/2020</td><td>1</td></tr> <tr><td>4/30/2020</td><td>1</td></tr> <tr><td>5/1/2020</td><td>2</td></tr> <tr><td>5/2/2020</td><td>2</td></tr> <tr><td>5/3/2020</td><td>1</td></tr> <tr><td>5/4/2020</td><td>3</td></tr> <tr><td>5/6/2020 (bank)</td><td>3</td></tr> </tbody> </table>	Date	Patient Count	3/13/2020	3	3/16/2020	3	3/20/2020	1	3/27/2020	1	4/1/2020	2	4/6/2020	1	4/9/2020	1	4/10/2020	3	4/11/2020	3	4/12/2020	3	4/13/2020	2	4/14/2020	3	4/15/2020	3	4/16/2020	2	4/17/2020	3	4/18/2020	4	4/19/2020	7	4/20/2020	4	4/21/2020	1	4/22/2020	2	4/23/2020	2	4/24/2020	1	4/25/2020	2	4/26/2020	4	4/27/2020	5	4/28/2020	1	4/29/2020	1	4/30/2020	1	5/1/2020	2	5/2/2020	2	5/3/2020	1	5/4/2020	3	5/6/2020 (bank)	3
Date	Patient Count																																																																				
3/13/2020	3																																																																				
3/16/2020	3																																																																				
3/20/2020	1																																																																				
3/27/2020	1																																																																				
4/1/2020	2																																																																				
4/6/2020	1																																																																				
4/9/2020	1																																																																				
4/10/2020	3																																																																				
4/11/2020	3																																																																				
4/12/2020	3																																																																				
4/13/2020	2																																																																				
4/14/2020	3																																																																				
4/15/2020	3																																																																				
4/16/2020	2																																																																				
4/17/2020	3																																																																				
4/18/2020	4																																																																				
4/19/2020	7																																																																				
4/20/2020	4																																																																				
4/21/2020	1																																																																				
4/22/2020	2																																																																				
4/23/2020	2																																																																				
4/24/2020	1																																																																				
4/25/2020	2																																																																				
4/26/2020	4																																																																				
4/27/2020	5																																																																				
4/28/2020	1																																																																				
4/29/2020	1																																																																				
4/30/2020	1																																																																				
5/1/2020	2																																																																				
5/2/2020	2																																																																				
5/3/2020	1																																																																				
5/4/2020	3																																																																				
5/6/2020 (bank)	3																																																																				
<b>First Responders that have been exposed, are on quarantine or self-isolation</b>	<p>Quarantine means exposed and they can't come to work. Self Isolation means sick or tested positive.</p> <p>15 Quarantine: means exposed and they can't come to work <b>+8 since last report</b> 2 Self Isolation: means sick or tested positive <b>+2 since last report</b></p>																																																																				
<b>EOC Safety Officer Update</b>	<p>Safety message is being broadcasted twice daily on the public safety radio system. Safety Messages are all posted here: <a href="https://tinyurl.com/ro8jgo8">https://tinyurl.com/ro8jgo8</a> New Safety Training video for Donning &amp; Doffing PPE : <a href="https://youtu.be/mY4rvyJDxDk">https://youtu.be/mY4rvyJDxDk</a></p> <p><b>Today's Safety Message:</b> "Your ATM and Credit Cards Get Around...viruses and bacteria travel with them. Wipe it after you swipe it."</p> <p>Total number of PUI's transported to date: 604 Total number of patients transported by EMS testing + for COVID: 109 Total number of first responders on self-isolation: 0 Total number of first responders on quarantine: 8 Total number of first responders + for COVID-19: 9 Total number of first responders out for COVID related mental health: 0 Total number of fire stations sanitized: 6 Daily Estimated PPE Burn Rate: 30 sets/day</p>																																																																				

## May 7, 2020 ~ COVID 19



**5/6/2020: “Be Safe, Be Good, Follow the Guidance. Questions about what to do? Try reading up on the Special Orders.”**

Total number of PUI’s transported to date: 595

Total number of patients transported by EMS testing + for COVID: 107

Total number of first responders on self-isolation: 0

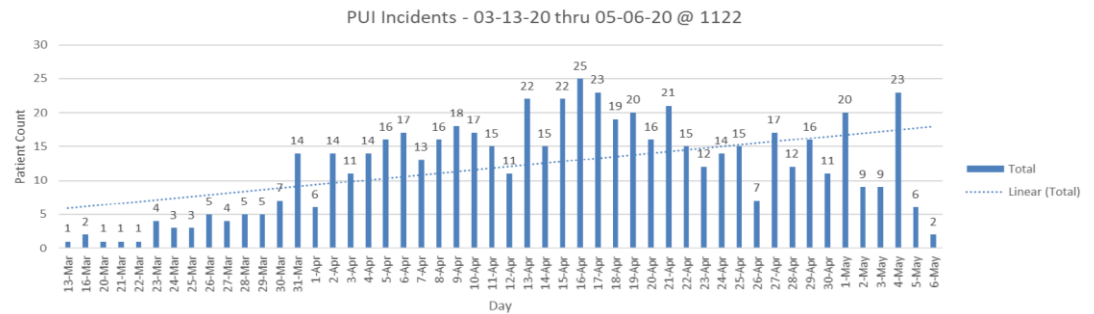
Total number of first responders on quarantine: 7

Total number of first responders + for COVID-19: 9

Total number of first responders out for COVID related mental health: 0

Total number of fire stations sanitized: 6

Daily Estimated PPE Burn Rate: 30 sets/day



**5/5/2020: “Remember that a healthy immune system requires plenty of rest. Donate some time out of your day to reset and relax.”**

Total number of PUI’s transported to date: 587

Total number of patients transported by EMS testing + for COVID: 105

Total number of first responders on self-isolation: 0

Total number of first responders on quarantine: 8

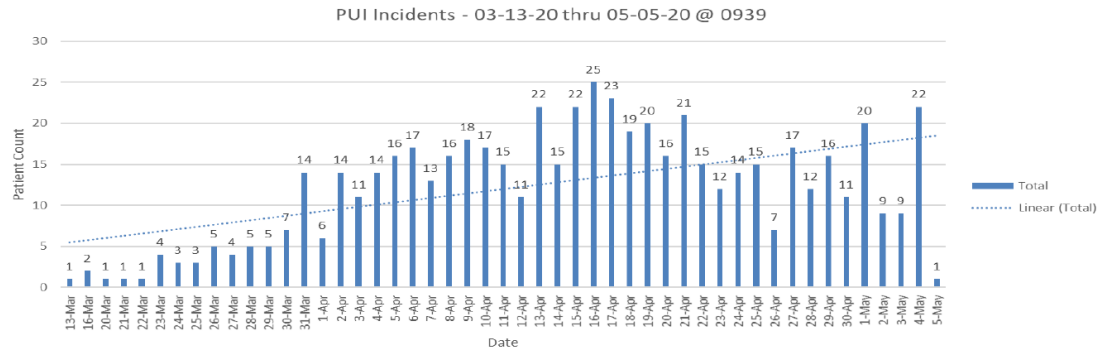
Total number of first responders + for COVID-19: 9

Total number of first responders out for COVID related mental health: 0

Total number of fire stations sanitized: 6

Daily Estimated PPE Burn Rate: 30 sets/day

## May 7, 2020 ~ COVID 19



**5/4/2020: "Face Masks...wearing them helps prevent the spread of COVID-19 to you and your co-workers."**

Total number of PUI's transported to date: 565

Total number of patients transported by EMS testing + for COVID: 101

Total number of first responders on self-isolation: 0

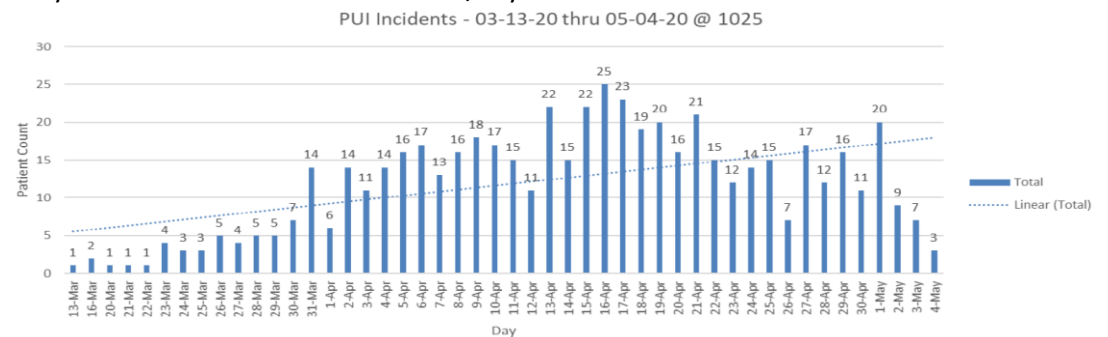
Total number of first responders on quarantine: 8

Total number of first responders + for COVID-19: 9

Total number of first responders out for COVID related mental health: 0

Total number of fire stations sanitized: 6

Daily Estimated PPE Burn Rate: 30 sets/day



### Websites that include the official information:

DIY Facemask designs from the CDC:

<https://www.cdc.gov/coronavirus/2019-ncov/prevent-getting-sick/diy-cloth-face-coverings.html>

Maryland Coronavirus (COVID-19) Rumor Control Page. Marylanders are encouraged to visit the page at [Bit.ly/Md-Covid19-Rumors](http://Bit.ly/Md-Covid19-Rumors).

New County Webpage for the Dept of Health

<https://www.charlescountymd.gov/government/other-agencies/charles-county-department-of-health>

List of EPA Approved Disinfecting Agents for COVID-19

<https://www.epa.gov/pesticide-registration/list-n-disinfectants-use-against-sars-cov-2>

FEMA's rumor control website:

[https://www.fema.gov/coronavirus-rumor-control?fbclid=IwAR3x4emdkwiN9W1z\\_dMZVPFTjgvwxCEXSi9THFHwkdDzXjITl1g-py9iio](https://www.fema.gov/coronavirus-rumor-control?fbclid=IwAR3x4emdkwiN9W1z_dMZVPFTjgvwxCEXSi9THFHwkdDzXjITl1g-py9iio)

Updated CDC flyers have been added to the below site.

## May 7, 2020 ~ COVID 19

	<p>Printable CDC Handouts &amp; Posters:  <a href="https://www.cdc.gov/coronavirus/2019-ncov/communication/factsheets.html">https://www.cdc.gov/coronavirus/2019-ncov/communication/factsheets.html</a>          CDC COVID-19 website for informational purposes: <a href="https://www.cdc.gov/coronavirus/2019-ncov/index.html">https://www.cdc.gov/coronavirus/2019-ncov/index.html</a>  <a href="https://www.cdc.gov/coronavirus/2019-ncov/index.html">Coronavirus.gov</a></p> <p>Maryland Dept of Health Coronavirus website:  <a href="https://phpa.health.maryland.gov/Pages/Novel-coronavirus.aspx">https://phpa.health.maryland.gov/Pages/Novel-coronavirus.aspx</a>  <a href="https://coronavirus.maryland.gov/">https://coronavirus.maryland.gov/</a>          Charles County Dept of Health Coronavirus website:  <a href="http://www.charlescountyhealth.org/2019-novel-coronavirus-2019-ncov-in-the-u-s/">http://www.charlescountyhealth.org/2019-novel-coronavirus-2019-ncov-in-the-u-s/</a></p> <p>Charles County Government:  <a href="https://www.charlescountymd.gov/services/health-and-human-services/covid-19">https://www.charlescountymd.gov/services/health-and-human-services/covid-19</a></p>
<b>Closures:</b>	<p>All closures for Charles County will be listed here:  <a href="https://www.charlescountymd.gov/government/operating-schedule">https://www.charlescountymd.gov/government/operating-schedule</a></p>
<b>Donations Management</b>	<p>We will be directing the public to call 301-609-3435 or to email <a href="mailto:desdonations@charlescountymd.gov">desdonations@charlescountymd.gov</a> if they wish to donate.</p> <p>Total of 1,872 donated cloth masks have been donated and/or labor to sew have been donated so far.</p> <p>147 Tupperware soup cups including canned soup &amp; oatmeal have been donated for first responders.</p>
<b><u>EXECUTIVE ACTIONS</u></b>	
<b>EOC Activation:</b>	<p>Enhanced Activation – Monday-Friday 0800 to 1700 – <b>Virtual on Weekends</b>          EOC work groups meetings:          (Mon-Wed -Fri) for the core planning group @1300          (Tues-Thurs) for the Command &amp; General Staff @0930</p> <p>MEMA Full Activation of the SEOC – with staff will be operating Monday – Friday 0700 to 1700.          Virtual on Weekends.</p> <p>EOC email addresses:  <a href="mailto:despeersupport@charlescountymd.gov">despeersupport@charlescountymd.gov</a>  <a href="mailto:deseoc@charlescountymd.gov">deseoc@charlescountymd.gov</a>  <a href="mailto:desplanning@charlescountymd.gov">desplanning@charlescountymd.gov</a>  <a href="mailto:deslogistics@charlescountymd.gov">deslogistics@charlescountymd.gov</a>  <a href="mailto:desfinance@charlescountymd.gov">desfinance@charlescountymd.gov</a>  <a href="mailto:dessafety@charlescountymd.gov">dessafety@charlescountymd.gov</a>  <a href="mailto:desdonations@charlescountymd.gov">desdonations@charlescountymd.gov</a></p>
<b>State of Emergency:</b>	<p>State of Maryland Declared on 3/5/2020          County Declared 3/16/2020 (for up to 30 days)          County extended to May 30, 2020</p>

## May 7, 2020 ~ COVID 19

<b>Protective Actions:</b>	<p>All gatherings must be less than ten persons. Governor has issued stay at home orders. Health Officer issues mask requirement order for public seen <a href="#">here</a></p> <p>Social Distancing programs in effect from Governor's Order.</p> <p>New Executive Orders for Nursing Homes &amp; Expansion of Health Officer Powers 4/29/2020 3 new EO posted to website</p> <p><b>All Governor's Executive orders are posted here:</b>  <a href="https://governor.maryland.gov/category/executive-orders/">https://governor.maryland.gov/category/executive-orders/</a></p>
<b>County Government:</b>	<p>The New Normal Taskforce will begin meeting on 4/29 to developing a plan for re-opening.</p> <p>County Government Buildings are Closed to the Public</p> <p>Telework for non-essential workers and some essential staff that can telework.</p> <p>Closures for County Government here:</p> <p>See here for Recreations, Parks and Tourism  <a href="https://www.charlescountyparks.com/about-us/covid-19">https://www.charlescountyparks.com/about-us/covid-19</a></p> <p>See here for Operating Status updates:  <a href="https://www.charlescountymd.gov/government/operating-schedule">https://www.charlescountymd.gov/government/operating-schedule</a></p>
<b>PIO:</b>	<p>Podcast with CRMC  <a href="https://youtu.be/i6iY-9k1rKc">https://youtu.be/i6iY-9k1rKc</a></p> <p><a href="https://www.buzzsprout.com/171685/3620551">https://www.buzzsprout.com/171685/3620551</a></p> <p>Working on internal communications on how to bring employees back to work. Continuing to work on gathering documentation and photos. Education and outreach for opening facilities back up.</p> <p>HD PIO is working on doing a statewide campaign for contact tracing.</p>
<b>Schools:</b>	<p><b>Meals:</b></p> <p><i>On Tuesday, 5/5/20, CCPS served 5511 meals at the 11 meal distribution sites. This was -1305 from Monday, 5/4/20. Westlake HS, Mudd Elem., JP Ryon Elem, St. Charles HS, and JC Parks Elem. are the highest distribution sites.</i></p> <p><b>Closure:</b></p> <p><i>Charles County Public Schools (CCPS) now remains closed through May 15, but Gov. Hogan and Dr. Salmon from MSDE will hold press conference today to shed some light on educational future. All schools, buildings and centers will remain closed to the public.</i></p> <p><b>Instruction:</b></p> <p><i>Nothing new to report.</i></p>

## May 7, 2020 ~ COVID 19

	<p>As Charles County Public Schools (CCPS) moves into the fifth and sixth weeks of distance learning, new assignments are now available for students online at <a href="http://www.ccboe.com">www.ccboe.com</a> . Paper packets with the new material are available at our 11 meal distribution sites.</p> <p><b>Community Wifi:</b></p> <p><i>Nothing new to report.</i></p> <p>All four sites are up and running and seeing use. CCPS in process of 3 other additional WiFi sites, will enable students and staff to access CCPS network not just the internet. Installation will begin this week at Dr. Mudd Elementary, Somers Middle School, and Gail Bailey Elementary School, adding to the other four hot spots of Piccowaxen Middle School, Henson Middle School, TC Martin Elementary School, and Mt. Hope Nanjemoy Elementary School.</p> <p><b>Misc:</b></p> <p>This week is National Teacher Appreciation Week!</p>
<b><u>HEALTH and HUMAN SERVICES</u></b>	
<b>Medical isolation/quarantine for vulnerable populations:</b>	0 persons in non-congregate care shelter at this time.
<b>Shelter Operation Plan:</b>	Not Activated
<b>Essential Personnel Childcare:</b>	<p>Here is the guidance to see if your staff qualifies for the Child Care Access during COVID-19. See the Gov EO here: <a href="https://governor.maryland.gov/wp-content/uploads/2020/03/Child-Care-Access.pdf">https://governor.maryland.gov/wp-content/uploads/2020/03/Child-Care-Access.pdf</a>.</p> <p>Here is the list of approved child care facilities for COVID-19: <a href="https://earlychildhood.marylandpublicschools.org/approved-emergency-personnel-child-care">https://earlychildhood.marylandpublicschools.org/approved-emergency-personnel-child-care</a>.</p> <p>Your staff may pick anyone of these facilities based on location.</p> <p>There are a few forms your staff need to fill out to take to the child care facility of their choice. Those forms can be found on the right side of the website copied here: <a href="http://marylandpublicschools.org/Pages/default.aspx">http://marylandpublicschools.org/Pages/default.aspx</a></p>
<b>Recreations, Parks &amp; Tourism:</b>	<p>No report requested at this time.</p> <p>See cancellations here: <a href="https://www.charlescountyparks.com/about-us/covid-19">https://www.charlescountyparks.com/about-us/covid-19</a></p>
<b>Department of Health:</b>	<p><b><u>INFECTIOUS DISEASE</u></b></p> <p><b>CASE COUNT—CHARLES COUNTY</b></p> <p><b>As of 5/7/2020, total case count for Charles County is 698.</b></p> <ul style="list-style-type: none"> <li>The line list with confirmed case counts for Charles County is continuously updated as lab reports are received from MDH, hospitals, and commercial laboratories.</li> <li>Contact tracing efforts are continuous with a focus on healthcare workers, EMS, and</li> </ul>



## May 7, 2020 ~ COVID 19

	<p><i>police.</i></p> <p><b><u>CALL CENTER UPDATE</u></b></p> <ul style="list-style-type: none"> <li>• <i>Operation time: 0800 to 2200.</i></li> <li>• <i>The numbers to call remain the same: 301.609.6717 or 301.609.6777</i></li> <li>• <i>Volume for new system is approximately 60 call per day. (Approximately 20 calls this past weekend.)</i></li> </ul> <p><b><u>MEDIA, SOCIAL MEDIA AND WEBSITE</u></b></p> <ul style="list-style-type: none"> <li>• <i>Complaints via Website are starting to increase concerning mask use.</i></li> </ul> <p><b><u>PARTNER/STAKEHOLDER OUTREACH</u></b></p> <p><b><u>LTC/AL</u></b></p> <ul style="list-style-type: none"> <li>• <i>The Long-Term Care and Assisted Living call was held today at 3 p.m. by CCDOH nurse liaisons.</i></li> </ul> <p><b><u>ALL-PARTNER</u></b></p> <ul style="list-style-type: none"> <li>• <i>The all-partner call held today at 4 p.m. by CCDOH nurse liaisons.</i></li> </ul> <p><b><u>EPI SURVEILLANCE PROFILE FOR STATE</u></b></p> <p><b><i>Case Investigation, Surveillance, and Infectious Disease Response (D, Blythe)</i></b></p> <ol style="list-style-type: none"> <li>1) <b><i>Latest case counts</i></b> – total: 29,374 (119,226 negative)</li> <li>2) <b><i>New cases: 1,211</i></b> <ol style="list-style-type: none"> <li>a) <b><i>Age distribution:</i></b> <ol style="list-style-type: none"> <li>i) <i>under 18 years - 2 %</i></li> <li>ii) <i>in 19-64 age range 74%</i></li> <li>iii) <i>in 65+ age range 24%</i></li> </ol> </li> <li>b) <b><i>Geographic distribution:</i></b> <ol style="list-style-type: none"> <li>i) <i>National Capital 53%</i></li> <li>ii) <i>Baltimore Metro area 41%</i></li> <li>iii) <i>Eastern Shore 3%</i></li> <li>iv) <i>Southern 2%</i></li> <li>v) <i>Western 1%</i></li> </ol> </li> <li>c) <i>Of cases, 53% female; 47% male</i></li> <li>d) <i>Hospitalizations (-24 last 24 hours); total current 1,683; total ever 5,663</i></li> <li>e) <i>Deaths -- Total 1,401 (63 last 24 hours)</i></li> <li>f) <i>Release from isolation – 2,029</i></li> </ol> </li> </ol>
<b>Social Services</b>	No report requested at this time.
<b>Community Services:</b>	<p>SAFAH update (vouchers for homeless):</p> <p>DCS has received a 7 total SAFAH referrals from Lifestyles, representing 8 homeless individuals (one referral included 2 adults in the family unit).</p> <p>- Five referrals are complete, and all 5 clients were notified by phone that their vouchers are available to use now. Follow-up notices will be provided by the Housing Authority in writing to each voucher recipient, as well.</p>

## May 7, 2020 ~ COVID 19

	<p>- One referral is in process, as Housing is awaiting 1 essential document from the client, which DCS expects to receive this week. The voucher should be approved &amp; the client notified by COB Thurs 5/7.</p> <p>- Unfortunately, one referral was categorically ineligible because the client(s) household income exceeds the maximum amount for voucher eligibility. However, the Housing Authority staff provided other resources to the individual(s) for assistance to repair credit rating &amp; free legal services to resolve previous landlord-tenant concerns.</p> <ul style="list-style-type: none"> <li>• The National Coalition on Mental Health and Aging is co-sponsoring a virtual event with the Substance Abuse and Mental Health Services Administration, the Administration for Community Living and the Veterans Health Administration as part of <b>NATIONAL OLDER ADULT MENTAL HEALTH AWARENESS DAY 2020</b> on May 7<sup>th</sup> at 1pm. The title is “Combating Social Isolation for Seniors during the COVID-19 Pandemic” and attached is the announcement. For those who cannot attend for the live broadcast the webinar will be recorded and posted to the NCMHA, when available. Recordings of all past NCMHA webinars can be found here: <a href="http://www.ncmha.org/?page_id=476">http://www.ncmha.org/?page_id=476</a></li> <li>-</li> <li>• As part of the Older Americans Month observation in May, the Coalition to End Social Isolation and Loneliness and the National Coalition on Mental Health and Aging are co-sponsoring a special webinar <b>“Social Isolation and Loneliness Among Older Americans During COVID-19: Evidence, Policy, and Advocacy”</b>. This 90-minute event will provide an in-depth examination of the: scope of the problem, biological impacts of social isolation and loneliness, interventions and promising practices, and policy considerations. Register here: <a href="https://zoom.us/webinar/register/WN_kLqIPla3RM-Ov6rLKj7-ng">https://zoom.us/webinar/register/WN_kLqIPla3RM-Ov6rLKj7-ng</a></li> <li>• <b>GeroCentral</b>, a collaborative website of professional gero-psychological organizations, has compiled an excellent and robust set of resources regarding COVID 19. GeroCentral primarily targets professionals <a href="https://gerocentral.org/clinical-toolbox/covid-19-resources/">https://gerocentral.org/clinical-toolbox/covid-19-resources/</a></li> <li>• The Administration for Community Living developed a COVID 19 resource titled <b>“What Do Older Adults and People with Disabilities Need to Know?”</b> which is regularly updated and very helpful for older adults and their care partners. Visit <a href="https://acl.gov/COVID-19">https://acl.gov/COVID-19</a></li> <li>• MHAMD also maintains a website of COVID 19 information and resources which targets older adults among other populations: <a href="https://www.mhamd.org/coronavirus/">https://www.mhamd.org/coronavirus/</a> In addition, MHAMD has updated the mental health and aging website. Please visit <b>Older Adults: Vibrant Minds</b> at <a href="https://www.mhamd.org/what-we-do/outreach-and-education/vibrant-minds/">https://www.mhamd.org/what-we-do/outreach-and-education/vibrant-minds/</a> . This website is still a work in progress so please offer feedback to <a href="mailto:kburton@mhamd.org">kburton@mhamd.org</a></li> <li>• The <b>Older Adult Behavioral Health Specialists (OABHS)</b> in Maryland are able to be flexible and helpful with local COVID 19 behavioral health concerns / efforts. Attached is an updated OABHPS brochure for your information. If you are thinking about establishing a local response to older adult behavioral health needs, call on your local OABHS for collaboration.</li> </ul>
--	--

## May 7, 2020 ~ COVID 19

	<ul style="list-style-type: none"> <li>Two weekly <b>virtual 12 step meetings of Alcoholics Anonymous</b>, “Better with Age”, have been established to support older Marylanders during this pandemic and beyond. More information on these meetings and others can be found through the Baltimore Intergroup Council of Alcoholics Anonymous website <a href="https://baltimoreaa.org/announcements/">https://baltimoreaa.org/announcements/</a></li> </ul>
<b>Lifestyles:</b>	
<b>Charles Regional Medical Center</b>	<ul style="list-style-type: none"> <li><i>The trigger point for starting up the tent operations outside of the hospital has not yet been activated. Activation will be determined by both staffing levels and patient census presenting to the ED.</i></li> <li><i>Hospital Bed Capacity = 166. Census = 67</i></li> <li><i>Hospital ICU Census = 13</i></li> <li><i>Hospital ICU is now a dedicated COVID-19 Unit, and 3 East is for ICU overflow.</i></li> <li><i>Isolation Room Capacity = 12</i></li> <li><i>Isolation Rooms Occupied = 8</i></li> <li><i>Confirmed positive cases of COVID-19 patient admissions = 21</i> <ul style="list-style-type: none"> <li><i>Of the total 21 COVID-19 positive patients, four (4) of the patients are located in the ICU. Seventeen (17) are located in the 3 South dedicated COVID-19 unit</i></li> </ul> </li> <li><i>PUI admissions = 9</i></li> <li><i>Ventilated COVID-19 positive patients = 5</i></li> <li><i>Ventilators not in use = 15</i></li> <li><i>COVID-19 related deaths = 31 (Total to Date)</i></li> <li><i>CRMC has implemented a policy that requires ALL staff, visitors (which would be very limited), and contractors of any kind to wear a mask while in the hospital at all times.</i></li> <li><i>The 3 South patient unit at CRMC is dedicated to COVID-19 positive patients only.</i></li> <li><i>EMS staff transport to CRMC on Wednesday, 05/06/2020 = One (1) known COVID-19 positive, and two (2) PUI's that tested positive.</i></li> <li><i>CMCR total Lab tests to date = 1085.</i></li> </ul>

## May 7, 2020 ~ COVID 19

	<ul style="list-style-type: none"> <li>• Total COVID-19 positive Lab results to date = 241</li> </ul>
<b><u>OPERATIONS</u></b>	
<b>Peer Support Team:</b> <b>Will be reporting weekly on Mondays.</b>	<a href="mailto:despeersupport@charlescountymd.gov">despeersupport@charlescountymd.gov</a> <b>**NEW NUMBER**</b> - 240-532-0558 Video about Peer Support: <a href="https://youtu.be/EIML_RnIdAY">https://youtu.be/EIML_RnIdAY</a>  Face-to-Face visits: 52 employees All shifts in communications were visited Phone Contacts: 57 employees Social Media: Courtney and Debi continue to monitor social media posts. Several Facebook posts to encourage and engage employees with coping. General Impression: Employees seem to be focusing on the fatigue of COVID-19 and how they are “just over it.” Employees were receptive and appreciative to the encouragement bags we made. Several employees reached out later on after receiving their bags to express their appreciation again, stating it was a boost they needed. CISM: CISM and Peer Support were provided during the funeral arrangements for Marcus Paxton. Peer Support was provided for approximately 25-30 people. CISM was provided to an individual from a volunteer station during the virtual viewing. CISM was also provided to CCSO for an incident involving an officer shooting. Nine people attended. Concerns: We have referred an additional 2 people for a higher level of care this week. We are continuing to monitor the 2 employees previously referred. As many are expressing their frustrated fatigue of COVID-19, we are working to find ways to help give employees the extra push they need to get through the fatigue. We have been following other hot spots for insight on the mental health portion. One thing many places are starting to see is the increase of suicide rates in health care workers. As things are starting to slow down in hot spots, many are talking about the “emotional crash” of being on heightened alert for so long and then getting to “relax.” We are currently working to update all of suicide prevention information to start providing it proactively.
<b>HazMat:</b>	Providing Logistics support for the EOC

## May 7, 2020 ~ COVID 19

<p><b>Law Enforcement: MSP &amp; CCSO</b></p>	<p><b><u>Buildings:</u></b></p> <p><i>Charles County Sheriff's Office: District 1 Lobby is closed for scheduled remodeling. The District 1 clerks have moved to the CCDC Annex building in the same parking area and that lobby is open as normal.</i></p> <p><i>Maryland State Police: Restricted to public</i></p> <p><i>Maryland Transportation Authority: Closed to Public</i></p> <p><i>La Plata Police Department: Closed to the public</i></p> <p><i>Natural Resources Police: Building Closed</i></p> <p><b><u>Operations:</u></b></p> <p><i>Charles County Sheriff's Office: Operations have gone to emergency scheduling in accordance with a CCSO level 3 All-Hazards activation. Patrol operational periods are 12 hours from 0700-1900 and 1900-0700. All other operations sections running with normal services being provided from modified locations. Services provided have not been reduced or augmented.</i></p> <p><i>Maryland State Police: Operations as normal.</i></p> <p><i>Maryland Transportation Authority: Operations as normal.</i></p> <p><i>La Plata Police Department: Operations as normal; Doing screening in and screening out.</i></p> <p><i>Natural Resources Police: Operations as normal.</i></p> <p><b><u>Internal COVID-19:</u></b></p> <p><i>Charles County Sheriff's Office:</i></p> <ul style="list-style-type: none"> <li>• 4 Sworn Officer quarantined <ul style="list-style-type: none"> <li>○ 1 Officer who has family member with symptoms. Estimated return date 05/19/20.</li> <li>○ 3 Officers who responded to an overdose call on April 28th. Estimated return date 05/12/20.</li> </ul> </li> <li>• 0 Sworn Officers isolated.</li> <li>• 3 Correctional Officer quarantined. <ul style="list-style-type: none"> <li>○ 3 Correctional Officers who have family members who are sick with symptoms. Estimated return dates 1) 05/10/20 2) 05/18/20 3) 05/19/20</li> </ul> </li> <li>• 0 Correctional Officers isolated, officer previously isolated tested negative for COVID-19.</li> <li>• 0 civilians quarantined.</li> <li>• 1 civilians isolated.</li> </ul> <p><i>Charles County Detention Center Population:</i></p> <ul style="list-style-type: none"> <li>• 116 inmates</li> <li>• 0 COVID positive inmates</li> <li>• 0 Inmates with symptoms</li> </ul> <p><i>Maryland State Police: None local</i></p> <p><i>Maryland Transportation Authority: None local</i></p> <p><i>La Plata Police Department: None</i></p> <p><i>Natural Resources Police: None local</i></p>
---	---

## May 7, 2020 ~ COVID 19

### **Definitions**

*Quarantine: Quarantine is the process of keeping an asymptomatic (no symptoms) person who had a reported exposure away from other people.*

*Isolation: Isolation is the process of keeping a symptomatic or positive person away from all other people.*

### **Crime Stats:**

*Crime continues to be down in all aspects.*

### **TRU:**

*Charles County Sheriff's Office: Open and working; triage site for COVID-19 calls for service.*

*Maryland State Police: Open and working.*

*Maryland Transportation Authority: Open and working.*

*La Plata Police Department: Open and working.*

*Natural Resources Police: Open and working.*

### **Call Restrictions:**

*Charles County Sheriff's Office: None*

*Maryland State Police: None*

*Maryland Transportation Authority: None*

*La Plata Police Department: None*

*Natural Resources Police: None*

### **Governor's Order Violations since Emergency Orders Issued:**

*Violation sustained calls for service: 52*

*Warnings: 49*

*Charges later: 2*

*On-scene arrest: 1*

### **Health Department Order Violations (Between 04/16/20 and 04/18/20):**

### **Calls for Service**

*Founded: 5*

*Unfounded: 10*

### **Dispositions**

*Warnings: 5 issued*

**May 7, 2020 ~ COVID 19**

<b>Career EMS &amp; Volunteer Fire &amp; EMS:</b>	<p><b>Items Being Worked On:</b></p> <ul style="list-style-type: none"> <li>- Reduction of Force Policy – Information gathering occurring.</li> </ul> <p><b>Stations/Apparatus:</b></p> <ul style="list-style-type: none"> <li>- No Station's with contamination issues.</li> <li>- No Apparatus with any contamination issues.</li> <li>- No Service Deliverability Issues with Apparatus O.O.S.</li> </ul> <p><b>Personnel – 3 Members across 2 Stations:</b></p> <ul style="list-style-type: none"> <li>- Fire Station 4 – 2 Family Members Quarantined due to a Family Member testing positive.</li> <li>- EMS Station 3 – 1 Quarantined due to a Family Member testing positive.</li> </ul> <p><b>Incidents/Call Volume:</b></p> <ul style="list-style-type: none"> <li>- No Major Incidents to Report related to COVID-19</li> <li>- Yesterday's EMS Call Volume was below average, and Fire Call Volume was below average</li> </ul> <p>42 Ems Related Incidents ----- 10 Fire Related Incidents</p> <p><b>Other Information:</b></p> <ul style="list-style-type: none"> <li>- Continue to push out information about Social Distancing in the Stations.</li> <li>- Continue to push out Peer Support Information.</li> </ul>
<b>Special Operations Collapse Team:</b>	<p>No report requested at this time.</p>
<b>Emergency Management:</b>	<p>Continuing to facilitate daily meetings with the Core Planning Group. Sending out updates as needed. Webpages for sharing SitReps/Safety Messages/Special Orders with responders and others in the public.</p> <p>Short code websites:</p> <p>After Action Report (AAR) <a href="https://tinyurl.com/ydatnmo4">https://tinyurl.com/ydatnmo4</a></p> <p>First Responder Discounts at local businesses: <a href="https://tinyurl.com/yavb5sjl">https://tinyurl.com/yavb5sjl</a></p> <p>Sit Reps: <a href="https://tinyurl.com/vcfuvw7">https://tinyurl.com/vcfuvw7</a></p> <p>Safety Messages: <a href="https://tinyurl.com/ro8jgo8">https://tinyurl.com/ro8jgo8</a></p> <p>Comms Memos <a href="https://tinyurl.com/r9zjaqh">https://tinyurl.com/r9zjaqh</a></p> <p>EMS Special Orders <a href="https://tinyurl.com/t2l9hzu">https://tinyurl.com/t2l9hzu</a></p>
<b>Animal Control/CART:</b>	<p>Continuing to provide for animal control services to the County.</p>
<b>Economic Development</b>	<p>Continuing to facilitate the SBA declaration and other programs that are important to the local business community. Information and updates are available through the <a href="http://www.meetcharlescounty.com">www.meetcharlescounty.com</a> website.</p>
<p align="center"><b><u>INFRASTRUCTURE</u></b></p>	

**May 7, 2020 ~ COVID 19**

<b>Power Outages: (SMECO)</b>	None at this time
<b>County Roads:</b>	No report requested at this time.
<b>Debris Removal:</b>	Not activated
<b>Communications:</b>	Continuing to provide screening for PUIs and sending emails to internal staff when PUIs are identified. Updating policies and sending out safety messages for staff.
<b>Utilities:</b>	Not activated
<b>PGM(DA Teams):</b>	Not activated
<b>County CIP/B&amp;T:</b>	Not activated
<b><u>LOGISTICS</u></b>	
	Nick Ellis, serving as our Logistics Officer asks that you please complete the ICS 213 RR form and send any and all forms/requests to <a href="mailto:deslogistics@charlescountymd.gov">deslogistics@charlescountymd.gov</a> . Please complete the appropriate check boxes (Requestor name, item #, etc.)
<b><u>FINANCE</u></b>	
	<b>CONTINUE tracking any response costs your agency may have now.</b> <b>An email address has been established for finances:</b> <a href="mailto:desfinance@charlescountymd.gov">desfinance@charlescountymd.gov</a>
<b><u>STATE SUPPORT</u></b>	
	MEMA Full Activation of the SEOC – with staff will be operating Monday – Friday 0700 to 1700. Virtual on Weekends.
<b>Governor's Representative</b>	
Assistance for County Employees : Pinnacle Center Employee Assistance Program: <a href="https://www.pinnaclecenter.com/">https://www.pinnaclecenter.com/</a>	
CareFirst behavioral health: 800.245.7013 (For employees covered by the County's health insurance)	