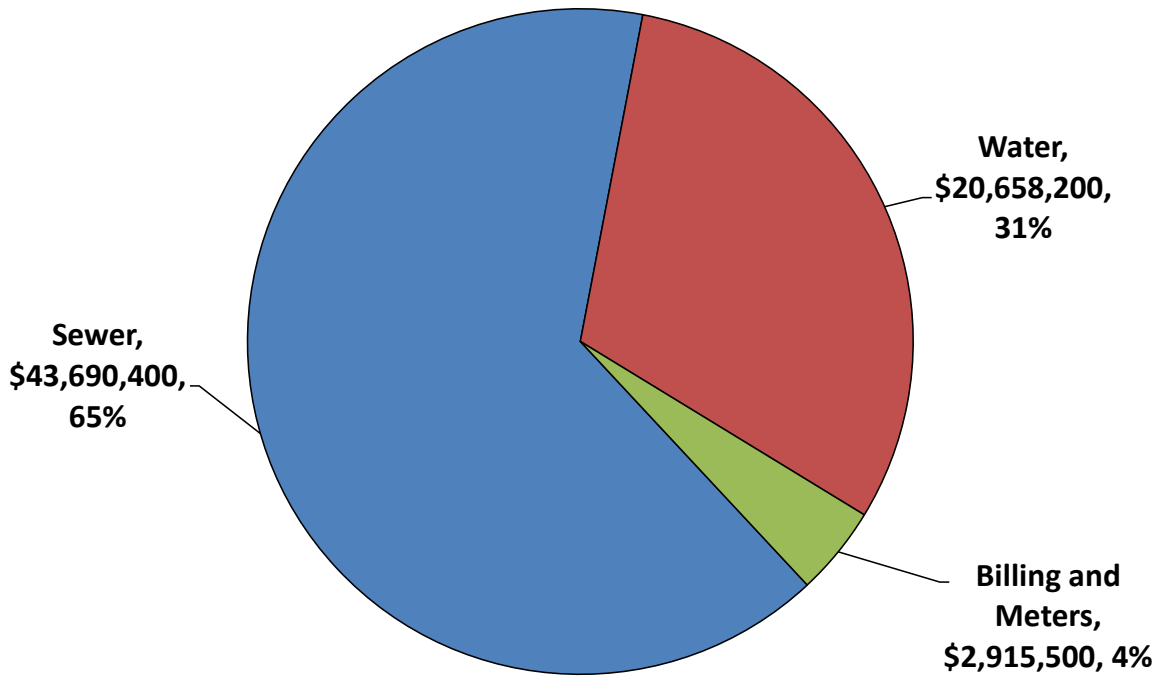


FISCAL YEAR 2027

WATER AND SEWER FUND SUMMARY

The County manages many public water and sewer systems, the largest of which is the Mattawoman Sewer Treatment Plant. The majority of the revenue is paid by customers through user fees for operating and the maintenance of the County's water supply and sewage systems. The FY2027 proposed budget includes funding for 200.7 full-time equivalent positions.

TOTAL PROPOSED BUDGET: \$67,264,100



	FY2026 ADOPTED	FY2027 PROPOSED	Variance	% Change
Operating Revenues	\$57,475,100	\$58,824,100	\$1,349,000	2%
Fund Balance Revenues	\$3,341,000	\$3,606,800	\$265,800	8%
Expenditures	\$60,816,100	\$64,023,300	\$3,207,200	5%
(Deficit)/Surplus	\$ -	(\$1,592,400)		
New Requests		3,240,800		NEW
Total Surplus/(Deficit)	\$ -	(\$4,833,200)		

Water and Sewer Fund Expense Summary

FY2026 Adopted Budget:	\$60,816,100
FY2027 Proposed Baseline Budget	64,023,300
Change from FY2026:	\$3,207,200

Cross Departmental

Total Salary and Fringe increase to support the full year impact of FY2026 approved salary increases and a potential merit increase for FY2027, the full-year impact of FY2026 new positions and the impact for fringe benefits, based on full year impacts of approved salaries.	1,086,225
Contingency funding to cover any potential revenue shortfalls and/or expenditure overruns.	593,849
An increase to Indirect Costs to offset General Fund expenses that support the Water and Sewer fund.	396,800
Increase to OPEB contribution	112,100
Health and Dental Retiree allocation increase	56,000
Subtotal:	2,244,974

Department of Fiscal and Administrative Services

An increase to Services for Billing based on estimated actuals	32,300
An increase to Supplies for Billing based on estimated actuals	11,600
Subtotal:	43,900

Department of Planning and Growth Management

Decrease of WSSC reimbursement for Clifton Phase 4.	(1,250,000)
An increase to cover the increased costs of contracted I&I.	230,000
Other various changes in budget due to fluctuating actuals and projected use.	1,800
Subtotal:	(1,018,200)

Department of Public Works

Increase to support debt service associated with the Capital Improvement Plan and Capital Asset Financing.	884,302
An increase in Equipment and Repairs based on planned repairs.	606,610
An increase to Chemicals based on projected use.	136,700
An increase to the Water Testing budget due to water analytical contracts.	126,460
An increase to the amount of PayGo budgeted for capital projects.	107,300
An increase in Computer Allocation for inventory implementation.	85,000
An increase in Equipment based on projected costs.	74,200
An increase to the uniforms rental contract and planned purchases of uniforms.	48,040
Other various changes in budget due to fluctuating actuals and projected use	36,966
An increase to the maintenance accounts to continue Utility Maintenance.	15,000
A decrease to Capital Outlay based on projected costs for Utilities.	(26,730)
A decrease in Contract Services based on projected costs.	(157,322)
Subtotal:	1,936,526

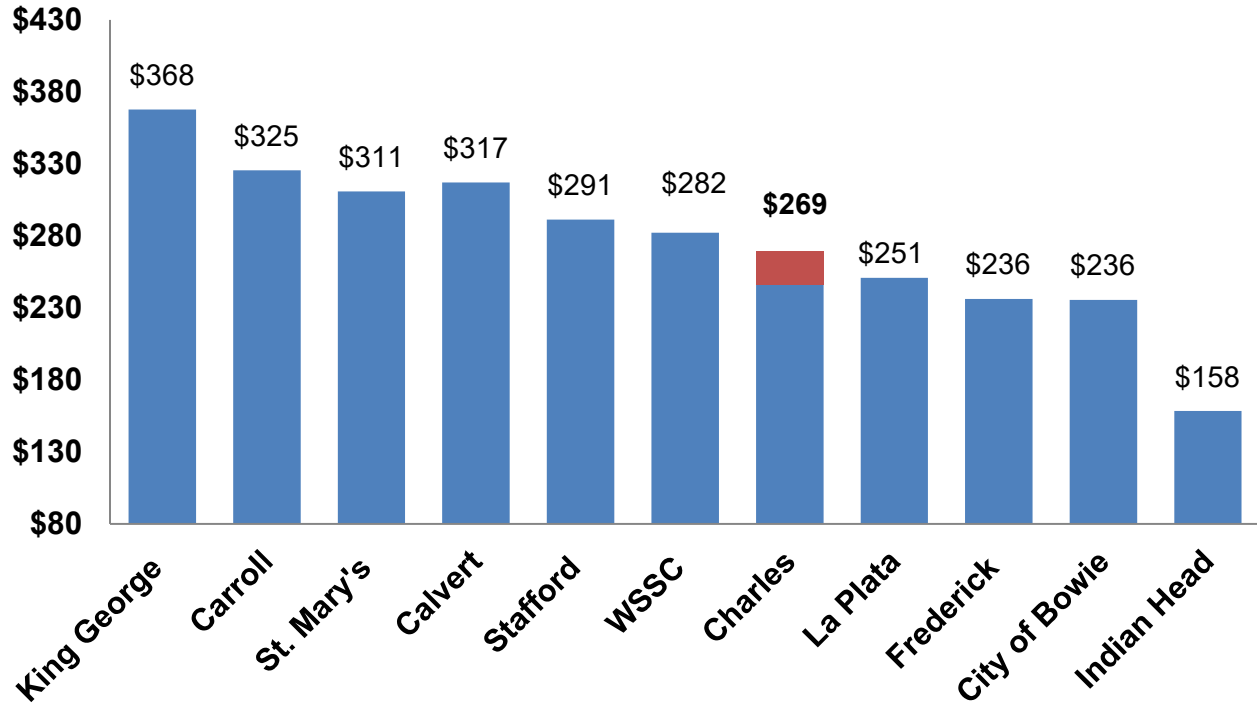
Expense increase to be supported by fees: \$	3,207,200
---	------------------

FY2027 Calculated Fees

Sewer Fee Analysis	
	Current Fee: \$13.69
Rate Increase Needed to Support Expenditure Request:	\$1.38
	FY2027 Calculated Fee: \$15.07
Increase over existing rate:	10.08%
Water Fee Analysis	
	Current Fee: \$6.05
Rate Increase Needed to Support Expenditure Request:	\$0.48
	FY2027 Calculated Fee: \$6.53
Increase over existing rate:	7.93%
Billing Fee Analysis	
	Current Fee: \$11.60
Rate Increase Needed to Support Expenditure Request:	\$1.02
	FY2027 Calculated Fee: \$12.62
Increase over existing rate:	8.79%
Blended Fee Increase	
Sewer Fee Increase:	10.08%
Water Fee Increase:	7.93%
Billing Fee Increase:	8.79%
Blended Fee Increase:	9.35%

WATER AND SEWER USER CHARGES

Average Residential Quarterly Bill
(based on 11,880 gallons)



NOTES:

The Average Residential User bill is currently \$246.11 a quarter.

Current rates as of January 2026.

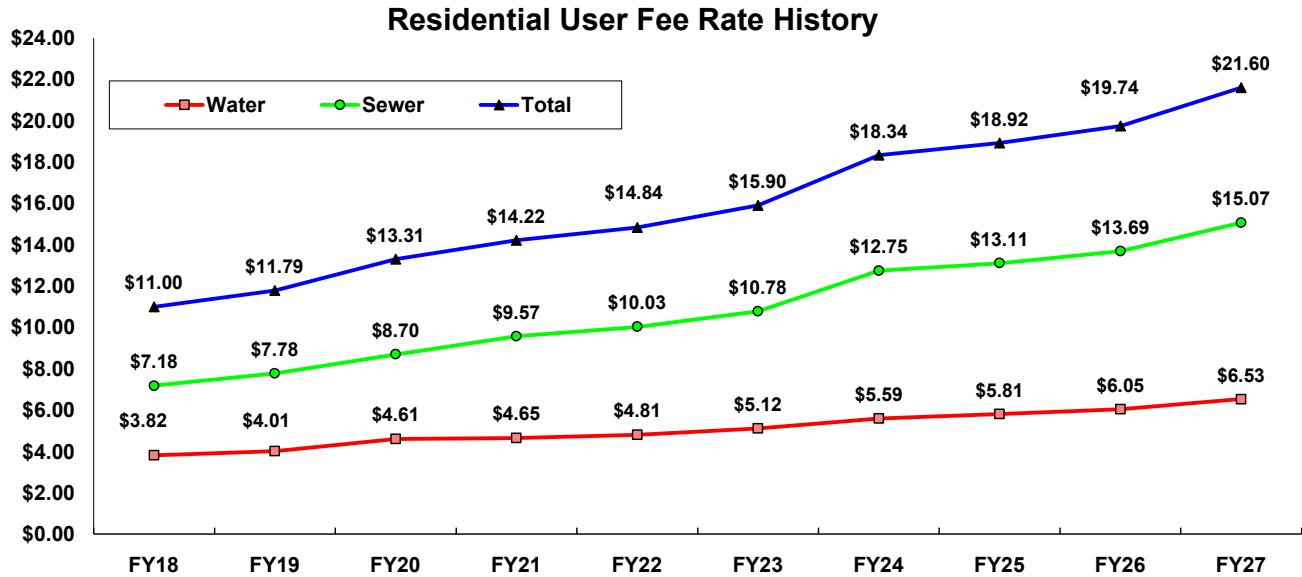
Excludes Bay Restoration fees.

At FY2026 adoption, the estimated quarterly bill in FY2027 was \$266, a 8.9% increase. The budget office is now estimating a \$269 quarterly bill, a 9.4% increase.

Water and Sewer Fund

Martin Harris, Director of Public Works
 Address: 5310 Hawthorne Rd., La Plata, MD 20646
<http://www.charlescountymd.gov/services/public-works-utilities>

301-609-7400 301-753-8270
 7:00 a.m. -3 p.m. M-F



Water User Fee Rate	FY2027 Proposed Rates:
Single Family Residential: 0 - 18,000 gallons.....	\$6.53 per 1,000 gallons
Single Family Residential: 18,001 - 24,000 gallons.....	\$13.06 per 1,000 gallons
Single Family Residential: Over 24,000 gallons.....	\$19.59 per 1,000 gallons
Multi-Family/Commercial: based on metered usage.....	\$7.73 per 1,000 gallons
Sewer User Fee Rate	
Single Family Residential: Billing capped at 24,000 gallons.....	\$15.07 per 1,000 gallons
Multi-Family/Commercial: based on metered usage.....	\$15.07 per 1,000 gallons
Customer Account Fee	
Customer Account Charge.....	\$12.62 flat fee
Sewer "Only" Non-Metered Customer Account Charge.....	\$7.59 flat fee
Late Payment Penalty.....	10% of current bill plus 3% of arrear bills
Other Fees	
Water Meter Test - 5/8" Meters to 8" Meters.....	\$161 to \$415
Reconnect/Disconnect of Water Service (weekdays).....	\$52
Reconnect/Disconnect Water Service (evenings/weekends/holidays).....	\$140
Water/Sewer Final Reading Request.....	\$25

New Positions and Operating- Supported by Fees

New Positions

		FTE
Environmental Operator Trainee:	\$ 115,258	2.0
Technical Support Field Specialist:	67,078	1.0
DPW Utilities Inventory Program Manager:	88,127	1.0
Equipment Maintenance Tech II:	44,630	1.0
Financial Specialist:	39,718	1.0
SCADA Project Manager Specialist:	73,968	1.0
Assistant to the Chief of Maintenance	47,552	1.0
Environmental Operator Trainee, North:	51,220	1.0
Environmental Operator Trainee, South:	50,710	1.0
Assistant Laboratory Supervisor:	46,439	1.0
GIS Supervisor	29,000	0.3

New Positions Total:	\$ 653,700	11.3
-----------------------------	-------------------	-------------

New Operating

		Asset Value
Side by Sides for MWWTP (3)	\$ 10,400	\$ 93,000
Crane Truck	30,800	137,500
Fiber Optic Installation and Relocation	20,000	
Air Conditioning for Programmable Logic Controllers	15,000	
Two Wheel Drive Mid-size SUV (2)	10,000	100,000
Truck 4x4	10,100	90,000
SUV for Program Manager for Utility Projects	9,000	40,000

New Operating Total:	\$ 105,300	
-----------------------------	-------------------	--

New Operating - Supported by Fund Balance

Influent Pump Station Repairs	800,000
Barscreen Maintenance Repairs	200,000
Generator Rental for Building #18	150,000
Transducers and CL17 Units for North Wells	125,000
Replace Secondary Clarifier Gates	85,000
Influent Samplers for Swan Point (2)	30,000
Influent and Effluent PFAS	7,200
Influent and Effluent Repairs and Maintenance	7,200
Vivax Metrotech VM810	4,600
<hr/>	

New Operating Fund Balance Total:	\$ 1,409,000
--	---------------------

Unknown Service Line Identification	200,000
Lead and Copper Testing and Study	200,000
Lead and Copper Sampling, Regulatory Compliance	100,000
Polyfluoroalkyl Substances (PFAS) Regulations Study	100,000
Water Conservation Kits	60,000
Lead and Copper Analysis	30,000
Polyfluoroalkyl Substances (PFAS) Analysis, Line 28	21,800
<hr/>	

New Lead and Copper Mandate Total:	\$ 711,800
---	-------------------

One year of meter change outs	260,000
Overtime for meter change outs	54,000
Computer Kits for new meters	37,000
iPads for new meters	10,000
<hr/>	

Meter Change Out Program:	\$ 361,000
----------------------------------	-------------------

Total New:	\$ 3,240,800
-------------------	---------------------

Total Proposed Expense Increase:	\$6,448,000
---	--------------------

FY2026 Adopted Budget:	\$60,816,100
Total Proposed Expense Increase:	\$6,448,000
<hr/>	
FY2027 Proposed Budget:	\$67,264,100

**Water and Sewer Fund
FY2027 Fund Balance Items**

Influent PS Repairs	\$800,000
Reimbursement of WSSC Transmission Line	750,000
Mattawoman I & I Exploration Contract	375,000
Barscreen Maintenance Repairs	200,000
Generator Rental Building 18	150,000
Transducers and CL17 units for north wells	125,000
Replace Secondary Clarifier Gates	85,000
South - 2 Influent Samplers for Swan Pt	30,000
Influent and Effluent PFAS	7,200
Influent and Effluent Repairs and Maintenance	7,200
Vivax Metrotech VM810 w/5" clamp	4,600

Regular Fund Balance Use: \$2,534,000

Unknown Service Line Identification	\$200,000
Lead & Copper Testing & Study, Regulatory Compliance	200,000
Lead & Copper Sampling, Regulatory Compliance	100,000
PFAS Regulations Study, Regulatory Compliance	100,000
Water Conservation, Kits, Regulatory Compliance	60,000
Lead and Copper Analysis	30,000
PFAS Analysis, Line 28	21,800

Lead and Copper Fund Balance Use: \$711,800

One Year of Meter Change outs	\$260,000
Overtime for Meter changeouts	54,000
Computer Kits for new Meters	37,000
IPADS for new meters	10,000

Meter Change Out Fund Balance Use: \$361,000

Total Fund Balance Use:	\$3,606,800
--------------------------------	--------------------

FY2027 Water and Sewer Fund Summary

Total Proposed Budget:

\$67,264,100

	FY2026 Adopted	FY2027 Proposed	% Change
Operating Revenues	\$57,475,100	\$58,824,100	2%
On-going Fund Balance	2,500,000	1,125,000	-55%
Baseline Revenues	59,975,100	59,949,100	0%
Baseline	60,816,100	64,023,300	5%
Baseline Surplus/(Deficit)	(\$841,000)	(\$4,074,200)	
New Request Fund Balance	\$841,000		
New Requests	-	(3,240,800)	NEW
Total Surplus/(Deficit)	-	(\$4,833,200)	

Sewer and Mattawoman Revenues

Organizational code	Account Code	Account Name	FY2025 Actuals	FY2026 Adopted	FY2027 Proposed	Change from Adopted
30100071	445100	PretreatmentPermits	81,800	80,600	80,600	0
30100071	452200	WSSCCostShare	1,753,492	1,851,200	2,162,500	311,300
30100071	460000	IndirectCostRevenue	250,400	263,000	270,900	7,900
30100071	465000	ResidentialUserFee	20,772,154	22,891,238	23,222,400	331,162
30100071	465200	CommercialUserFee	4,210,716	4,241,800	4,417,200	175,400
30100071	465275	LandfillLeachateFees	47,615	43,000	43,000	0
30100071	465300	Multi-FamilyUserFee	2,967,991	3,295,100	3,348,900	53,800
30100071	465600	CPVsewerUserFee	2,267,416	1,894,900	1,978,700	83,800
30100071	465700	SeptageHaulers	881,101	1,000,000	1,000,000	0
30100071	465800	PandaUserFees	116,086	120,000	120,000	0
30100071	465904	PANDAREimbursement	90,961	150,000	150,000	0
30100071	465909	PotomacHeights	75,019	52,000	52,000	0
30100071	465960	CPVReimbursement	583,909	600,000	600,000	0
30100071	465975	PretreatmentInspection	5,836	17,000	7,000	-10,000
30100071	470005	ResidentialPenalties	947,340	875,000	950,000	75,000
30100071	470010	CommercialPenalties	70,213	65,000	70,000	5,000
30100071	470015	Multi-FamilyPenalties	25,381	50,000	50,000	0
30100071	471004	MiscellaneousInterest	203	0	0	0
30100071	471087	Interest Revenue GASB87	6,723	0	0	0
30100071	472000	Rent	44,398	1,500	1,500	0
30100071	472087	Lease Revenue GASB87	12,102	0	0	0
30100071	473000	Other	0	4,500	4,500	0
30100071	473031	DevelopersContribution	1,707,925	0	0	0
30100071	473900	Gain/LossOnFixedAssets	17,226	0	0	0
30253671	460900	UserFees	11,492	7,800	7,800	0
30100071	490000	FundBalanceApprop	0	1,703,000	1,829,800	126,800
Total:			36,947,499	39,206,638	40,366,800	1,160,162

Total Revenues: \$	1,160,162
Salaries and Fringe:	811,722
Operating:	532,066
Contingency:	354,165
Capital Projects:	55,300
Capital Outlay:	66,105
Debt Service:	760,677
OPEB Contribution:	75,107
Health and Dental Retiree Allocation:	37,520

Total Baseline: \$	2,692,662
Baseline Surplus/(Deficit):	-1,532,500
New Positions:	431,100
New Operating:	1,360,000

Total Surplus/(Deficit) with New Requests: \$ (3,323,600)

Fee Analysis	
Current Fee:	\$13.69
Rate Increase Needed to Support Expenditure Request:	\$1.38
FY2027 Calculated Fee:	\$15.07
Increase over existing rate:	10.08%

FY2027 Water and Sewer Fund Summary

Water Revenues

Organizational code	Account Code	Account Name	FY2025 Actuals	FY2026 Adopted	FY2027 Proposed	Change from Adopted
30100076	460075	HydrantUserFees	154,647	150,000	150,000	0
30100076	465000	ResidentialUserFee	11,532,642	12,581,162	12,706,700	125,538
30100076	465150	ResidentialCommodity	0	0	0	0
30100076	465200	CommercialUserFee	2,432,281	2,632,800	2,720,100	87,300
30100076	465300	Multi-FamilyUserFee	1,545,186	1,715,900	1,742,800	26,900
30100076	465800	PandaUserFees	116,086	125,000	125,000	0
30100076	465934	LeakTest	0	0	0	0
30100076	465957	Cross-ConnBackflowapp	6,265	15,000	15,000	0
30100076	465958	Cross-ConnBackflowinsp	0	65,700	65,700	0
30100076	465959	Cross-ConnBckflwre-insp	0	300	300	0
30100076	465965	HydrantFlowTest	3,200	3,800	3,800	0
30100076	470020	HydrantMeterPenalty	4,500	0	0	0
30100076	471087	Interest Revenue GASB87	144,778	0	0	0
30100076	472000	Rent	396,833	330,000	360,000	30,000
30100076	473000	Other	0	3,500	3,500	0
30100076	473031	DevelopersContribution	1,598,036	0	0	0
30100076	473900	Gain/LossOnFixedAssets	8,210	0	0	0
30100076	490000	FundBalanceApprop	0	1,563,000	1,416,000	-147,000
Total:			18,268,473	19,186,162	19,308,900	122,738

Total Revenues: \$	122,738
Salaries and Fringe:	226,837
Operating:	-193,382
Contingency:	207,820
Capital Projects:	52,000
Capital Outlay:	-77,835
Debt Service:	112,425
OPEB Contribution:	36,993
Health and Dental Retiree Allocation:	18,480

Total Baseline: \$	383,338
Baseline Surplus/(Deficit):	-260,600
New Positions:	222,600
New Operating:	866,100

Total Surplus/(Deficit) with New Requests: \$ (1,349,300)

Fee Analysis	
Current Fee:	\$6.05
Rate Increase Needed to Support Expenditure Request:	\$0.48
FY2027 Calculated Fee:	\$6.53
Increase over existing rate:	7.93%

FY2027 Water and Sewer Fund Summary

Billing/Meters - Revenues						
Organizational code	Account Code	Account Name	FY2025 Actuals	FY2026 Adopted	FY2027 Proposed	Change from Adopted
30100070	465000	ResidentialUserFee	1,713,634	1,733,100	1,743,000	9,900
30100070	465200	CommercialUserFee	48,983	51,000	56,000	5,000
30100070	465300	Multi-FamilyUserFee	17,049	16,900	20,000	3,100
30100070	465400	W&SAccountSet-upFee	45,916	66,000	66,000	0
30100070	465500	ReconnectionFees	334,219	372,100	400,000	27,900
30100070	465550	No-ShowFee	70	2,700	2,700	0
30100070	473025	ReturnedPaymentsFee	7,955	6,500	6,500	0
30100070	465575	FinalReadingRequest	86,260	100,000	100,000	0
30100070	490000	FundBalanceApprop	0	75,000	361,000	286,000
Total:			2,254,086	2,423,300	2,755,200	331,900

Total Revenues: \$	331,900
Salaries and Fringe:	47,667
Operating:	40,470
Contingency:	31,863
Debt Service:	11,200

Total Baseline: \$	131,200
Baseline Surplus/(Deficit):	200,700
New Operating:	361,000

Total Surplus/(Deficit) with New Requests: \$ (160,300)

Fee Analysis	
Current Fee:	\$11.60
Rate Increase Needed to Support Expenditure Request:	\$1.02
FY2027 Calculated Fee:	\$12.62
Increase over existing rate:	8.79%

Lead and Copper Mandate Cost Breakdown

Unknown Service Line Identification	\$200,000
Lead & Copper Testing & Study, Regulatory Compliance	200,000
Lead & Copper Sampling, Regulatory Compliance	100,000
PFAS Regulations Study, Regulatory Compliance	100,000
Water Conservation, Kits, Regulatory Compliance	60,000
Lead and Copper Analysis	30,000
PFAS Analysis, Line 28	21,800

Lead and Copper Fund Balance Use: \$711,800

Support for Lead and Copper rule Contracted Services \$200,000

On-going Operations \$200,000

Total Lead and Copper Operations: \$911,800

Water and Sewer Operations Fund

FISCAL YEAR 2027 PROPOSED BUDGET

Description

The county manages many public water and sewer systems, the largest of which is the Mattawoman Sewer Treatment Plant. The majority of the revenue is paid by customers through user fees for operating and the maintenance of the county's water supply and sewage systems.

Fund Summary

	ADOPTED	PROPOSED	\$ Change from FY2026	% Change from FY2026
	FY2026	FY2027		
Revenues				
Licenses & Permits	\$80,600	\$80,600	\$0	0%
Inter_Governmental	\$1,851,200	\$2,162,500	\$311,300	17%
Service Charges	\$54,211,300	\$55,139,000	\$927,700	2%
Other	\$1,332,000	\$1,442,000	\$110,000	8%
Transfers				
490000 - FundBalanceApprop	\$3,341,000	\$3,606,800	\$265,800	8%
TRANSFERS TOTAL	\$3,341,000	\$3,606,800	\$265,800	8%
REVENUES TOTAL	\$60,816,100	\$62,430,900	\$1,614,800	3%
Expenses				
Personal Services	\$13,924,304	\$15,241,635	\$1,317,331	9%
Fringe Benefits	\$4,515,584	\$4,994,178	\$478,594	11%
Supplies	\$3,705,400	\$4,001,326	\$295,926	8%
OtherServices&Chrgs	\$24,874,100	\$27,544,428	\$2,670,328	11%
Agency Funding	\$821,400	\$933,500	\$112,100	14%
OperatingContingency	\$502,912	\$1,096,761	\$593,849	118%
Transfers Out	\$56,000	\$163,300	\$107,300	192%
Capital Outlay	\$1,885,000	\$1,873,270	-\$11,730	-1%
Debt Service	\$10,531,400	\$11,415,702	\$884,302	8%
EXPENSES TOTAL	\$60,816,100	\$67,264,100	\$6,448,000	11%
Surplus/(Deficit)	\$0	-\$4,833,200	-	-

Revenues

	PRIOR ADOPTED	PROPOSED		
	FY2026	FY2027	\$ Change from FY2026	% Change from FY2026
Revenues				
Licenses & Permits	\$80,600	\$80,600	\$0	0%
Inter_Governmental	\$1,851,200	\$2,162,500	\$311,300	17%
Service Charges	\$54,211,300	\$55,139,000	\$927,700	2%
Other	\$1,332,000	\$1,442,000	\$110,000	8%
REVENUES TOTAL	\$57,475,100	\$58,824,100	\$1,349,000	2%
Other Financing Sources				
Transfers	\$3,341,000	\$3,606,800	\$265,800	8%
OTHER FINANCING SOURCES TOTAL	\$3,341,000	\$3,606,800	\$265,800	8%
Total Revenues	\$60,816,100	\$62,430,900	-	-

Expenditures

	PRIOR ADOPTED	PROPOSED		
	FY2026	FY2027	\$ Change from FY2026	% Change from FY2026
Expenditures				
Personal Services	\$13,924,304	\$14,587,935	\$663,631	5%
Fringe Benefits	\$4,515,584	\$4,994,178	\$478,594	11%
Supplies	\$3,705,400	\$4,001,326	\$295,926	8%
OtherServices&Chrgs	\$24,874,100	\$24,957,328	\$83,228	0%
Agency Funding	\$821,400	\$933,500	\$112,100	14%
OperatingContingency	\$502,912	\$1,096,761	\$593,849	118%
Transfers Out	\$56,000	\$163,300	\$107,300	192%
Capital Outlay	\$1,885,000	\$1,873,270	-\$11,730	-1%
Debt Service	\$10,531,400	\$11,415,702	\$884,302	8%
EXPENDITURES TOTAL	\$60,816,100	\$64,023,300	\$3,207,200	5%
Requests Greater than Baseline				
505999 - New Positions	-	\$653,700	\$653,700	-
539999 - New Operating	-	\$2,587,100	\$2,587,100	-
REQUESTS GREATER THAN BASELINE TOTAL	-	\$3,240,800	\$3,240,800	-
Total Expenditures	\$60,816,100	\$67,264,100	-	-

Full-Time Equivalents

Department	FY2023	FY2024	FY2025	FY2026	FY2027
Fiscal & Administrative Services	10	10.3	10.6	11.3	11.3
Public Works	164.6	165.6	174.9	177.2	177.2
Planning & Growth Management	7.4	9.5	10.8	10.8	10.55
	182	185.4	196.3	199.3	199.05

Public Works- Utilities

FISCAL YEAR 2027 PROPOSED BUDGET

Description

The County manages many public water and sewer systems, the largest of which is the Mattawoman Sewer Treatment Plant. The majority of the revenue is paid by customers through user fees for operating and the maintenance of the County's water supply and sewage systems.

Revenues

	PRIOR ADOPTED	PROPOSED		
	FY2026	FY2027	\$ Change from FY2026	% Change from FY2026
Revenues				
Licenses & Permits	\$80,600	\$80,600	\$0	0%
Inter_Governmental	\$1,851,200	\$2,162,500	\$311,300	17%
Service Charges	\$51,865,500	\$52,747,300	\$881,800	2%
Other	\$1,324,500	\$1,434,500	\$110,000	8%
REVENUES TOTAL	\$55,121,800	\$56,424,900	\$1,303,100	2%
Other Financing Sources	\$3,216,000	\$3,245,800	\$29,800	1%
Total Revenues	\$58,337,800	\$59,670,700	-	-

Expenditures

	PRIOR ADOPTED	PROPOSED		
	FY2026	FY2027	\$ Change from FY2026	% Change from FY2026
Expenditures				
Personal Services	\$12,386,543	\$13,099,411	\$712,868	6%
Fringe Benefits	\$3,653,208	\$4,093,476	\$440,268	12%
Supplies	\$3,651,500	\$3,935,826	\$284,326	8%
OtherServices&Chrgs	\$21,359,900	\$22,429,028	\$1,069,128	5%
OperatingContingency	\$438,427	\$990,487	\$552,060	126%
Transfers Out	\$56,000	\$163,300	\$107,300	192%
Capital Outlay	\$1,885,000	\$1,873,270	-\$11,730	-1%
Debt Service	\$10,523,400	\$11,407,702	\$884,302	8%
EXPENDITURES TOTAL	\$53,953,978	\$57,992,500	\$4,038,522	7%
Requests Greater than Baseline				
505999 - New Positions	-	\$624,700	\$624,700	-
539999 - New Operating	-	\$2,587,100	\$2,587,100	-
REQUESTS GREATER THAN BASELINE TOTAL	-	\$3,211,800	\$3,211,800	-
Total Expenditures	\$53,953,978	\$61,204,300	-	-

Full-Time Equivalents

Position Title	Grade	FY2023	FY2024	FY2025	FY2026	FY2027	variance
Deputy Director of Public Works Utilities	A122	1	1	1	1	1	0
Chief of Operations and Maintenance	A120	1	1	1	1	1	0
Chief of Operations Support	A120	1	1	1	1	1	0
Financial Support Manager	A117	1	1	1	1	1	0
Scada System Superintendent	A117	1	1	1	1	1	0
Engineer III	A116	1	1	1	1	1	0
Environmental Operations Superintendent	A116	0	0	0	1	1	0
Environmental Ops Superintendent	A116	4	4	4	4	4	0
Environmental Ops Superintendent	A116	1	1	1	1	1	0
Scada System Specialist	A116	1	1	1	1	1	0
Scada Team Leader	A116	0	0	1	1	1	0
Utilities Maintenance Superintendent	A116	0	0	1	1	1	0
Administrative and Financial Manager	A116	1	1	1	1	1	0
Laboratory Supervisor	A115	1	1	1	1	1	0
Line Maintenance Superintendent	A115	1	1	1	1	1	0
Meter Superintendent	A115	1	1	1	1	1	0
Utilities Project Manager II	A115	1	1	1	1	1	0
Environmental Ops Supervisor	A113	9	9	9	9	9	0
Equipment Maintenance Supervisor	A113	4	4	4	4	4	0
Line Maintenance Supervisor	A113	5	5	5	5	5	0
Utilities Project Manager I	A113	1	1	1	1	1	0
Cross Connection Control Specialist	A112	1	1	1	1	1	0
GIS Specialist	A112	1	1	1	1	1	0
HVAC Technician III	A112	1	1	1	1	1	0
Instrumentation Technician	A112	9	9	9	10	10	0
Inventory Specialist	A112	1	1	1	1	1	0
Laboratory Analyst II	A112	1	1	1	1	1	0
Lims Data Technician	A112	1	1	1	1	1	0
Line Maintenance Operator IV	A112	4	4	4	4	4	0
Pretreatment Specialist	A112	1	1	1	1	1	0
Small Engine Technician	A112	0.8	0.8	0.8	0.8	0.8	0
Utilities Plan Reviewer	A112	1	1	1	1	1	0
Vehicle and Equipment Technician	A112	2	2	2	2	2	0
Equipment Maintenance Technician II	A110	4	4	5	5	5	0
Laboratory Analyst I	A110	2	2	2	2	2	0
Line Maintenance Operator III	A110	3	3	3	3	3	0
Administrative Associate	A109	5	2	2	2	2	0
Environmental Operator II	A109	7	7	7	7	7	0
Utilities Locator	A109	4	4	4	4	4	0
HVAC Technician I	A108	1	1	1	1	1	0
Line Maintenance Operator II	A108	2	2	2	2	2	0
Regulatory Compliance Associate	A108	1	1	1	1	1	0
Regulatory Compliance Associate	A108	1	1	1	1	1	0
Environmental Operator I	A106	20	20	20	20	20	0
Environmental Sampler	A106	2	2	2	2	2	0
Equipment Maintenance Technician I	A106	8	9	9	9	9	0
Line Maintenance Operator I	A106	14	14	14	14	14	0
Meter Technician	A106	6	6	7	7	7	0

Position Title	Grade	FY2023	FY2024	FY2025	FY2026	FY2027	variance
Office Associate III	A106	2	2	2	2	2	0
Environmental Operator Trainee	A105	10	10	10	10	10	0
Environ Treatment Facilities Tech	A103	2	2	2	2	2	0
Building Services Technician	A102	0	0	0	1	1	0
Part Time	-	0.6	0.6	0.6	0	0	0
		154.4	152.4	156.4	158.8	158.8	0

Sewer

FISCAL YEAR 2027 PROPOSED BUDGET

Description

The **Sewer** division of the Department of Public Works - Utilities exists to operate and maintain all County owned sewer lines, pump stations and treatment plants in an effort to ensure a healthy environment for Charles County residents. Included are 58 pump stations, six wastewater treatment plants, and over 500 miles of sewer lines throughout the County. Facilities are monitored by staff daily every day of the year, with radio telemetry alarm units and an emergency communication system providing for around the clock responses as needed.

The Sewer Division also includes the holding tank program (administered by the Department of Community Services) which provides for the pumping of 16 holding tanks for those who qualify, and the Sewer Division pumps these tanks on a regular basis. As is the case with the remainder of the Department, the program goal is to comply with all Federal, State, and County laws and regulations on a consistent basis and to meet or exceed all permit conditions.

Revenues

	PRIOR ADOPTED	PROPOSED	\$ Change from FY2026	% Change from FY2026
	FY2026	FY2027		
Revenues				
Licenses & Permits	\$80,600	\$80,600	\$0	0%
Inter_Governmental	\$1,851,200	\$2,162,500	\$311,300	17%
Service Charges	\$34,575,838	\$35,217,900	\$642,062	2%
Other	\$993,500	\$1,073,500	\$80,000	8%
REVENUES TOTAL	\$37,501,138	\$38,534,500	\$1,033,362	3%
Other Financing Sources				
Transfers				
FundBalanceApprop	\$1,678,000	\$1,829,800	\$151,800	9%
TRANSFERS TOTAL	\$1,678,000	\$1,829,800	\$151,800	9%
OTHER FINANCING SOURCES TOTAL	\$1,678,000	\$1,829,800	\$151,800	9%
Total Revenues	\$39,179,138	\$40,364,300	-	-

Expenditures

	PRIOR ADOPTED		PROPOSED	
	FY2026	FY2027	\$ Change from FY2026	% Change from FY2026
Expenditures				
Personal Services	\$4,386,694	\$4,563,123	\$176,429	4%
Fringe Benefits	\$1,265,199	\$1,410,636	\$145,437	12%
Supplies	\$1,641,800	\$1,669,906	\$28,106	2%
Other Services & Chrgs	\$4,936,300	\$5,531,830	\$595,530	12%
Operating Contingency	\$143,754	\$341,963	\$198,209	138%
Transfers Out	\$28,000	\$83,300	\$55,300	198%
Capital Outlay	\$550,000	\$472,465	-\$77,535	-14%
Debt Service	\$8,012,200	\$8,880,377	\$868,177	11%
EXPENDITURES TOTAL	\$20,963,947	\$22,953,600	\$1,989,653	9%
Requests Greater than Baseline				
New Positions	\$0	\$205,900	\$205,900	-
New Operating	\$0	\$59,300	\$59,300	-
REQUESTS GREATER THAN BASELINE TOTAL	\$0	\$265,200	\$265,200	-
Total Expenditures	\$20,963,947	\$23,218,800	-	-

New Positions

- Equipment Maintenance Technician II - 0.5 FTE
- DPW Utilities Inventory Program Manager - 0.33 FTE
- Environmental Operator Trainee, South - 0.5 FTE
- Assistant to the Chief Operations and Maintenance - 0.33 FTE
- Technical Support Field Specialist - 0.5 FTE
- SCADA Project Manager Specialist - 0.35 FTE
- Environmental Operator Trainee, North - 0.5 FTE
- Financial Specialist - 0.33 FTE
- Assistant Laboratory Supervisor - 0.33 FTE
- **Total FTE - 3.67**

New Operating

- Vivax Metrotech VM810- \$2,300
- Air Conditioning for Programmable Logic Controllers- \$7,500
- Fiber Optic Installation and Relocation- \$10,000
- Influent Samplers for Swan Point (2)- \$30,000
- SUV for Program Manager for Utility Projects half year lease cost- \$4,500
- Two Wheel Drive Mid-size SUV (2) half year lease cost- \$5,000
- **Total- \$59,300**

Changes and Useful Information

- **Personal Services** and **Fringe Benefits** include approved FY2026 salary increases and a potential merit increase for FY2027.
- **Operating Costs** increase includes funding to support increased costs for contract services, trainings, and other adjustments based on anticipated spending.
- **Operating Contingency** is for potential revenue shortfalls and/or expenditure overruns.
- The **Capital Projects Fund** is PayGo funding to support capital projects.

Mattawoman

FISCAL YEAR 2027 PROPOSED BUDGET

Description

The **Mattawoman** Wastewater Treatment Plant is an advanced facility capable of treating 20 million gallons of wastewater daily. It is staffed and monitored around the clock and has phosphorous removal and sludge handling capabilities, accepting septic tank, holding tank wastes and sludge from other sources throughout the region. A sludge contract with a private vendor provides for a proactive approach to sludge management that benefits not only the user community and the agricultural community, but the environment as a whole since we are able to conserve landfill space and assist in the Chesapeake Bay restoration effort.

An Enhanced Nutrient Removal upgrade to the Plant was completed during FY 2009 as part of a Chesapeake Bay initiative. The Plant has an in-house laboratory that provides analytic services for quality control. The goal of the facility is to comply with all Federal, State, and County laws and regulations on a consistent basis and to meet or exceed all permit conditions.

Expenditures

	PRIOR ADOPTED	PROPOSED	\$ Change from FY2026	% Change from FY2026
	FY2026	FY2027		
Expenditures				
Personal Services	\$3,432,540	\$3,801,915	\$369,375	11%
Fringe Benefits	\$1,026,162	\$1,197,811	\$171,649	17%
Supplies	\$901,900	\$1,121,700	\$219,800	24%
Other Services & Chrgs	\$9,358,900	\$9,556,630	\$197,730	2%
Operating Contingency	\$150,173	\$296,004	\$145,831	97%
Capital Outlay	\$340,000	\$483,640	\$143,640	42%
Debt Service	\$129,900	\$22,400	-\$107,500	-83%
EXPENDITURES TOTAL	\$15,339,575	\$16,480,100	\$1,140,525	7%
Requests Greater than Baseline				
New Positions	\$0	\$210,700	\$210,700	–
New Operating	\$0	\$1,300,700	\$1,300,700	–
REQUESTS GREATER THAN BASELINE TOTAL	\$0	\$1,511,400	\$1,511,400	–
Total Expenditures	\$15,339,575	\$17,991,500	–	–

New Positions

- Environmental Operator Trainee - 2 FTE
- DPW Utilities Inventory Program Manager - 0.33 FTE
- Assistant to the Chief Operations and Maintenance - 0.33 FTE
- SCADA Project Manager Specialist - 0.30 FTE
- Financial Specialist - 0.33 FTE
- Assistant Laboratory Supervisor - 0.33 FTE
- **Total FTE - 3.62**

New Operating

- Side by Sides for MWWTP (3) half year lease cost - \$10,400
- Crane Truck half year lease cost - \$30,800
- Truck 4x4 half year lease cost - \$10,100
- Influent Pump Station Repairs - \$800,000
- Barscreen Maintenance Repairs - \$200,000
- Replace Secondary Clarifier Gates - \$85,000
- Generator Rental for Building #18 - \$150,000
- Influent and Effluent Per- and polyfluoroalkyl substances (PFAS) - \$7,200
- Influent and Effluent Repairs and Maintenance - \$7,200
- **Total - \$1,300,700**

Changes and Useful Information

- **Personal Services and Fringe Benefits** include approved FY2026 salary increases and a potential merit increase for FY2027.
- **Operating Costs** increase includes funding to support an increase in chemicals, projected equipment repair and maintenance, and additional testing contracts.
- **Operating Contingency** is for potential revenue shortfalls and/or expenditure overruns.

Water

FISCAL YEAR 2027 PROPOSED BUDGET

Description

The **Water** division of the Department of Public Works - Utilities provides water service to more than 33,500 customer accounts throughout the County, striving to ensure a safe drinking water supply for all. As a result of growth throughout the County, rather than operating as one integrated system, the division operates and maintains 19 separate community water systems, four (4) wastewater treatment plant water systems and five (5) county park water systems.

Revenues

	PRIOR ADOPTED	PROPOSED	\$ Change from FY2026	% Change from FY2026
	FY2026	FY2027		
Revenues				
Service Charges	\$17,289,662	\$17,529,400	\$239,738	1%
Other	\$331,000	\$361,000	\$30,000	9%
REVENUES TOTAL	\$17,620,662	\$17,890,400	\$269,738	2%
Other Financing Sources				
Transfers				
FundBalanceApprop	\$1,538,000	\$1,416,000	-\$122,000	-8%
TRANSFERS TOTAL	\$1,538,000	\$1,416,000	-\$122,000	-8%
OTHER FINANCING SOURCES TOTAL	\$1,538,000	\$1,416,000	-\$122,000	-8%
Total Revenues	\$19,158,662	\$19,306,400	-	-

Expenditures

	PRIOR ADOPTED	PROPOSED	\$ Change from FY2026	% Change from FY2026
	FY2026	FY2027		
Expenditures				
Personal Services	\$4,094,467	\$4,259,546	\$165,079	4%
Fringe Benefits	\$1,212,469	\$1,325,395	\$112,926	9%
Supplies	\$863,800	\$900,220	\$36,420	4%
OtherServices&Chrgs	\$7,026,900	\$7,306,198	\$279,298	4%
OperatingContingency	\$132,591	\$321,751	\$189,160	143%
Transfers Out	\$28,000	\$80,000	\$52,000	186%
Capital Outlay	\$995,000	\$917,165	-\$77,835	-8%
Debt Service	\$2,370,600	\$2,483,025	\$112,425	5%
EXPENDITURES TOTAL	\$16,723,827	\$17,593,300	\$869,473	5%
Requests Greater than Baseline				
New Positions	\$0	\$208,100	\$208,100	-
New Operating	\$0	\$866,100	\$866,100	-
REQUESTS GREATER THAN BASELINE TOTAL	\$0	\$1,074,200	\$1,074,200	-
Total Expenditures	\$16,723,827	\$18,667,500	-	-

New Positions

- Equipment Maintenance Technician II - 0.5 FTE
- DPW Utilities Inventory Program Manager - 0.34 FTE
- Environmental Operator Trainee, South - 0.5 FTE
- Assistant to the Chief Operations and Maintenance - 0.34 FTE
- Technical Support Field Specialist - 0.5 FTE
- SCADA Project Manager Specialist - 0.35 FTE
- Environmental Operator Trainee, North - 0.5 FTE
- Financial Specialist - 0.34 FTE
- Assistant Laboratory Supervisor - 0.34 FTE
- **Total FTE - 3.71**

New Operating

- Vivax Metrotech VM810 - \$2,300
- Air Conditioning for Programmable Logic Controllers - \$7,500
- Fiber Optic Installation and Relocation - \$10,000
- Transducers and CL17 Units for North Wells - \$125,000
- SUV for Program Manager for Utility Projects half year lease cost - \$4,500
- Two Wheel Drive Mid-size SUV (2) half year lease cost - \$5,000
- Lead and Copper Analysis - \$30,000
- Per- and Polyfluoroalkyl Substances (PFAS) Analysis - \$21,800
- Unknown Service Line Identification - \$200,000
- Lead and Copper Testing and Study, Regulatory Compliance - \$200,000
- Lead and Copper Sampling, Regulatory Compliance - \$100,000
- Per- and Polyfluoroalkyl Substances (PFAS) Regulations Study, Regulatory Compliance - \$100,000
- Water Conservation Kits - \$60,000
- **Total - \$866,100**

Changes and Useful Information

- **Personal Services and Fringe Benefits** include approved FY2026 salary increases and a potential merit increase for FY2027.
- **Operating Costs** increase includes funding to support increased costs for contract services, water testing, equipment repairs and maintenance, and other adjustments based on anticipated spending.
- **Operating Contingency** is for potential revenue shortfalls and/or expenditure overruns.
- The **Capital Projects Fund** is PayGo funding to support capital projects.

Meters

FISCAL YEAR 2027 PROPOSED BUDGET

Description

The **Meter** division is responsible for installing, repairing, replacing, and reading meters for water and sewer billing purposes. Meter readings are transferred from hand-held units to a data base that is used by the billing division to invoice customers quarterly based on consumption. Prompt, accurate readings and great customer service are top priorities for the division.

Revenues

	PRIOR ADOPTED	PROPOSED		
	FY2026	FY2027	\$ Change from FY2026	% Change from FY2026
Revenues				
Service Charges	\$2,341,800	\$2,387,700	\$45,900	2%
Other	\$6,500	\$6,500	\$0	0%
REVENUES TOTAL	\$2,348,300	\$2,394,200	\$45,900	2%
Other Financing Sources				
Transfers	\$75,000	\$361,000	\$286,000	381%
OTHER FINANCING SOURCES TOTAL	\$75,000	\$361,000	\$286,000	381%
Total Revenues	\$2,423,300	\$2,755,200	-	-

Expenditures

	PRIOR ADOPTED	PROPOSED		
	FY2026	FY2027	\$ Change from FY2026	% Change from FY2026
Expenditures				
Personal Services	\$472,842	\$474,827	\$1,985	0%
Fringe Benefits	\$149,378	\$159,634	\$10,256	7%
Supplies	\$244,000	\$244,000	\$0	0%
Other Services & Chrgs	\$37,800	\$34,370	-\$3,430	-9%
Operating Contingency	\$11,909	\$30,769	\$18,860	158%
Debt Service	\$10,700	\$21,900	\$11,200	105%
EXPENDITURES TOTAL	\$926,629	\$965,500	\$38,871	4%
Requests Greater than Baseline				
New Operating	-	\$361,000	\$361,000	-
REQUESTS GREATER THAN BASELINE TOTAL	\$0	\$361,000	\$361,000	-
Total Expenditures	\$926,629	\$1,326,500	-	-

New Operating

- One Year of Meter Change Outs - \$260,000
- Overtime for Meter Change Outs - \$54,000
- Computer Kits for New Meters - \$37,000
- iPads for New Meters - \$10,000
- **Total \$361,000**

Changes and Useful Information

- **Personal Services** and **Fringe Benefits** include approved FY2026 salary increases and a potential merit increase for FY2027.
- **Operating expense** decrease is based on spending actuals for training and uniforms.
- **Operating Contingency** is for potential revenue short falls and/or expenditure overruns.
- **Capital Outlay** is the estimate for the first year of the meter change out program including: meters, overtime, and meter reading kits.

Billing

FISCAL YEAR 2027 PROPOSED BUDGET

Description

The **Billing** division is responsible for customer billing on a quarterly basis, assessing penalties on delinquent accounts, and termination of service, if so warranted. Customer service and assistance are top priorities for the division. Customer bills are created by the electronic transfer of meter readings from handheld units and laptops to a data base that is used to calculate water and sewer invoices based on water consumption.

Expenditures

	PRIOR ADOPTED	PROPOSED		% Change from FY2026
	FY2026	FY2027	\$ Change from FY2026	
Expenditures				
Personal Services	\$700,239	\$729,725	\$29,486	4%
Fringe Benefits	\$209,055	\$214,995	\$5,940	3%
Supplies	\$42,500	\$54,100	\$11,600	27%
OtherServices&Chrgs	\$506,600	\$538,900	\$32,300	6%
OperatingContingency	\$30,261	\$43,280	\$13,019	43%
Debt Service	\$8,000	\$8,000	\$0	0%
EXPENDITURES TOTAL	\$1,496,655	\$1,589,000	\$92,345	6%
Total Expenditures	\$1,496,655	\$1,589,000	-	-

Changes and Useful Information:

- **Personal Services** and **Fringe Benefits** include approved FY2026 salary increases and a potential merit increase for FY2027.
- **Supplies** increased by \$11,600 due to an increase of \$15,000 in Printing to reflect prior year trends, and a (\$3,400) decrease in Computer Allocation due to the removal of one-time costs for the new part-time employee in FY2026.
- **Other Services and Charges** increased by \$32,300 due to an increase in postage costs, an increase in indirect costs, and credit card fee actuals.
- **Operating Contingency** is for potential revenue short falls and/or expenditure overruns.
- The **Debt Service** budget is to cover the issuance of bonds for the Treasury Office Area Renovation.

Planning and Growth Management

FISCAL YEAR 2027 PROPOSED BUDGET

Description

The County manages many public water and sewer systems, the largest of which is the Mattawoman Sewer Treatment Plant. The majority of the revenue is paid by customers through user fees for operating and the maintenance of the County's water supply and sewage systems.

Fund Summary

	ADOPTED	PROPOSED	\$ Change from FY2026	% Change from FY2026
	FY2026	FY2027		
Revenues				
Service Charges	\$4,000	\$4,000	\$0	0%
Other	\$1,000	\$1,000	\$0	0%
Transfers	\$50,000	\$0	-\$50,000	-100%
REVENUES TOTAL	\$55,000	\$5,000	-\$50,000	-91%
Expenses				
Personal Services	\$787,522	\$737,799	-\$49,723	-6%
Fringe Benefits	\$253,321	\$229,707	-\$23,614	-9%
Supplies	\$11,400	\$11,400	\$0	0%
Other Services & Chrgs	\$3,007,600	\$1,989,400	-\$1,018,200	-34%
Operating Contingency	\$34,224	\$62,994	\$28,770	84%
EXPENSES TOTAL	\$4,094,067	\$3,031,300	-\$1,062,767	-26%
Surplus/(Deficit)	-\$4,039,067	-\$3,026,300	-	-

New Positions

- GIS Supervisor - 0.25 FTE

Full-Time Equivalents

Position Title	Grade	FY2023	FY2024	FY2025	FY2026	FY2027	variance
Director of Planning and Growth Management	A123	0.2	0.2	0.2	0.2	0.2	0
Deputy Director of Planning and Growth Management	A122	0.3	0.5	0.4	0.4	0.4	0
Planning Director	A121	0.3	0.3	0.3	0.3	0.3	0
Chief of Property Acquisition	A120	0.1	0.1	0.1	0	0	0
Assistant Chief of Planning	A119	0.1	0.1	0.1	0.1	0.1	0
Engineering Supervisor	A118	1.3	1.3	1.3	1.3	1.3	0
Assistant to the Director of Planning and Growth Management	A115	0.2	0.2	0.2	0.2	0.2	0
Engineer II	A115	1.8	1.8	1.8	1.8	1.8	0
Engineer II of Development Review	A115	0	0	0.1	0.1	0.1	0
GIS Analyst	A115	0.3	0.3	0.3	0.3	0.3	0
Assistant Property Acquisition Officer	A114	0.1	0.1	0.1	0	0	0
Engineer I	A114	0.8	0.8	0.8	0.8	0.8	0
Planner II	A114	0.4	0.4	0.4	0.4	0.4	0
Administrative Associate	A113	1	0	0	0	0	0
Assistant to the Chief	A113	0	0.3	0.3	0.3	0.3	0
Assistant to the Chief	A113	0.3	0.3	0.3	0.3	0.3	0
Planner I	A113	0.4	0.4	0.7	0.7	0.7	0
Permit Technician	A112	0.6	0.6	0.6	0.6	0.6	0
Right-of-Way Technician	A112	0.3	0.3	0.3	0	0	0
Permits Specialist	A110	1	1	1	1	1	0
Permits Specialist	A110	0.5	0.5	0.5	0.5	0.5	0
Planning and Growth Management Support Specialist	A106	0.3	0.3	0.3	0.3	0.3	0
		10.3	9.8	10.1	9.6	9.6	0

Administration

FISCAL YEAR 2027 PROPOSED BUDGET

Description

The **ADMINISTRATION** division provides continuous evaluation of infrastructure needs and implements standards through updates to the comprehensive plan, codes, regulations, ordinances, and policies and procedures. The Division maintains high standards of personnel efficiency and expertise to develop and maintain continuous educational programs; guarantee performance is consistent with specialized obligations; promote the most efficient use of the resources for the County.

The responsibilities of the Administration division include budget administration, customer relations, coordination with the Citizens' Liaison issues; maintenance of the record retention policy; dedication of roads and water and sewer systems; property acquisitions; auction of surplus county properties; developing policies and procedures; grants administration; and personnel management.

Expenditures

	PRIOR ADOPTED	PROPOSED		% Change from FY2026
	FY2026	FY2027	\$ Change from FY2026	
Expenditures				
Personal Services	\$133,278	\$99,511	-\$33,767	-25%
Fringe Benefits	\$34,657	\$24,950	-\$9,707	-28%
Supplies	\$1,000	\$1,000	\$0	0%
Other Services & Chrgs	\$10,300	\$10,500	\$200	2%
Operating Contingency	\$4,017	\$7,039	\$3,022	75%
EXPENDITURES TOTAL	\$183,252	\$143,000	-\$40,252	-22%
Total Expenditures	\$183,252	\$143,000	-	-

Changes and Useful Information

- **Personal Services** and **Fringe Benefits** include approved FY2026 salary increases and a potential merit increase for FY2027, however this is offset by the Right-of-Way Technician and Assistant Property Acquisition Officer being transferred to the County Attorney's Office.
- **Other Services and Charges** increased by \$200 for ChatGPT subscriptions.
- **Operating Contingency** is for potential revenue short falls and/or expenditure overruns.

Full-Time Equivalents

Position Title	Grade	FY2023	FY2024	FY2025	FY2026	FY2027	variance
Director of Planning and Growth Management	A123	0.2	0.2	0.2	0.2	0.2	0
Deputy Director of Planning and Growth Management	A122	0.3	0.5	0.4	0.4	0.4	0
Chief of Property Acquisition	A120	0.1	0.1	0.1	0	0	0
Assistant to the Director of Planning and Growth Management	A115	0.2	0.2	0.2	0.2	0.2	0
Assistant Property Acquisition Officer	A114	0.1	0.1	0.1	0	0	0
Right-of-Way Technician	A112	0.3	0.3	0.3	0	0	0
		1.2	1.4	1.3	0.8	0.8	0

Planning

FISCAL YEAR 2027 PROPOSED BUDGET

Description

The **Planning** division administers the County programs related to Comprehensive Planning, Zoning Regulation, Current Planning, and the Environment. The services provided by the Planning Division include five major program areas: Long-range & Preservation Planning, Zoning Administration, Development Review, Environmental Planning, and Climate, Resiliency, and Sustainability Planning and Analysis.

Long-range and Preservation Planning develops and administers the County Comprehensive Plan and Small Area Plans, facilitates the Agricultural and Land Preservation programs, and provides oversight of the Watershed Improvement Plan and associated environmental enhancement programs. This specialized team also administers the Cultural Resource, Historic and Archeological Preservation Programs, and leads the coordination effort with our local Military Base installations to prevent incompatible land use encroachment.

The Zoning Administration group provides direction over the core zoning regulations regarding commercial, industrial and residential development in the un-incorporated areas of the County. This includes approval of permissible uses by zone, development setbacks and landscape buffers, height restrictions, parking, site design and architectural review code, and other related development regulations. The group includes the inspections and enforcement staff for zoning related violations and provides inspections, support, and oversight of the Nuisance Abatement Board. In addition, this team administers the Record Plat process, the Site Development Plan process, and the Variance and Special Exception processes with the Board of Appeals.

Development review includes the review, processing and approval of small and large-scale development within the County. More specifically, this team evaluates Preliminary Subdivision Plans, major subdivision record plats, and adequate public facility regulations. This also includes the coordination with State and county agencies on each application. They process development requests and develop staff reports that are presented to the County Planning Commission for approval.

Environmental Planning includes the review of forest conservation plans, resource protection for wetlands, rivers, streams, and administers the Critical Area Regulations and Mapping. This is for small and large-scale development within the County. This includes applications for subdivisions, site development plans, Variances, and Special Exceptions with the Planning Commission and Board of Appeals.

Finally, the Climate, Resiliency, and Sustainability Planning Program works on issues related to climate change and making the County more resilient. This includes creating a Climate Action Plan and working on becoming more climate resilient with regards to climate hazards and impacts. These include, but are not limited to, Hazard Mitigation Plan updates, nuisance and urban flooding issues, shoreline management, and education.

Expenditures

	PRIOR ADOPTED		PROPOSED	
	FY2026	FY2027	\$ Change from FY2026	% Change from FY2026
Expenditures				
Personal Services	\$238,842	\$239,867	\$1,025	0%
Fringe Benefits	\$63,193	\$61,756	-\$1,437	-2%
Supplies	\$2,700	\$2,700	\$0	0%
Other Services & Chrgs	\$10,500	\$10,500	\$0	0%
Operating Contingency	\$8,318	\$15,977	\$7,659	92%
EXPENDITURES TOTAL	\$323,553	\$330,800	\$7,247	2%
Requests Greater than Baseline				
New Positions	\$0	\$29,000	\$29,000	-
REQUESTS GREATER THAN BASELINE TOTAL	\$0	\$29,000	\$29,000	-
Total Expenditures	\$323,553	\$359,800	-	-

New Positions

- GIS Supervisor - 0.25 FTE

Changes and Useful Information

- **Personal Services** and **Fringe Benefits** include approved FY2026 salary increases and a potential merit increase for FY2027.
- **Operating Contingency** is for potential revenue short falls and/or expenditure overruns.

Full-Time Equivalents

Position Title	Grade	FY2023	FY2024	FY2025	FY2026	FY2027	variance
Planning Director	A121	0.3	0.3	0.3	0.3	0.3	0
Assistant Chief of Planning	A119	0.1	0.1	0.1	0.1	0.1	0
GIS Analyst	A115	0.3	0.3	0.3	0.3	0.3	0
Planner II	A114	0.4	0.4	0.4	0.4	0.4	0
Administrative Associate	A113	1	0	0	0	0	0
Assistant to the Chief	A113	0	0.3	0.3	0.3	0.3	0
Planner I	A113	0.4	0.4	0.7	0.7	0.7	0
Planning and Growth Management Support Specialist	A106	0.3	0.3	0.3	0.3	0.3	0
		2.8	2.1	2.4	2.4	2.4	0

Inspections and Enforcement

FISCAL YEAR 2027 PROPOSED BUDGET

Description

The **Inspections and Enforcement** division is comprised of two sections which provides services relating to regulatory compliance of both building and infrastructure construction for a variety of projects built within Charles County. These types of projects include residential, commercial, industrial, institutional as well as environmental. Their mission is to protect the health, safety, and general welfare of the citizenry and safeguard the natural resources of the County by ensuring the quality and integrity of the County's housing stock and infrastructure, promoting economic development by maintaining the quality of commercial construction, protection of the environment, and provide prompt review of permit documents. They also assist the Planning Division in performing inspections to ensure compliance of Critical Area, SDAR, and Forest Conservation measures as well as all other laws and codes.

The two sections within the division are Building and Trades and Infrastructure. Within the Building and Trades section, staff is responsible for permitting including the plan review of the architectural review and the inspections of the structure and associate trade permits in accordance with the Building Construction Code (Code of Charles County Maryland, Chapter 224) which covers both residential and commercial construction, plumbing, mechanical, electrical, energy conservation and fuel gas.

The infrastructure section performs inspection services for compliance to Federal/State and County codes and regulations for projects related to stormwater management; storm drainage; water; sewer; road; grading; and sediment & erosion control. These projects include residential/commercial building permits, residential communities, commercial development, capital improvement projects, and environmental restoration projects. The infrastructure section is delegated enforcement and inspection of erosion and sediment control by the Maryland Department of Environment. This section also performs inspections of existing stormwater management facilities to ensure they are in the proper operational condition in accordance with Federal/State/County requirements.

Expenditures

	PRIOR ADOPTED	PROPOSED		% Change from FY2026
	FY2026	FY2027	\$ Change from FY2026	
Expenditures				
Personal Services	\$91,580	\$92,939	\$1,359	1%
Fringe Benefits	\$27,881	\$30,078	\$2,197	8%
OperatingContingency	\$3,635	\$6,983	\$3,348	92%
EXPENDITURES TOTAL	\$123,096	\$130,000	\$6,904	6%
Total Expenditures	\$123,096	\$130,000	-	-

Changes and Useful Information:

- **Personal Services** and **Fringe Benefits** include approved FY2026 salary increases and a potential merit increase for FY2027, however this increase is offset by employee turnover.
- **Operating Contingency** is for potential revenue short falls and/or expenditure overruns.

Full-Time Equivalents

Position Title	Grade	FY2023	FY2024	FY2025	FY2026	FY2027	variance
Permit Technician	A112	0.6	0.6	0.6	0.6	0.6	0
Permits Specialist	A110	1	1	1	1	1	0
		1.6	1.6	1.6	1.6	1.6	0

Infrastructure Management

FISCAL YEAR 2027 PROPOSED BUDGET

Description

The **Infrastructure Management** division is responsible for the construction plan review process and management of public infrastructure. The development services section focuses on reviewing construction plans to ensure they follow Federal, State, and County ordinances, specifications, and standards. They facilitate the permitting and dedication process related to the provision of infrastructure whether it be development or County projects.

The capital projects section is responsible for planning, coordination, and management of public infrastructure. The public infrastructure includes public water and sewer, public transportation facilities, and stormwater management. Additionally, the capital projects section is tasked with resource management which includes the oversight and allocation of capacity for potable water supply, wastewater treatment capacities, and associated planning activities. This group provides the administration of the County petition process, modeling the County's water and sewer system, and coordination with Federal, State, and local resource agencies.

Expenditures

	PRIOR ADOPTED	PROPOSED		% Change from FY2026
	FY2026	FY2027	\$ Change from FY2026	
Expenditures				
Personal Services	\$323,822	\$276,482	-\$47,340	-15%
Fringe Benefits	\$127,590	\$112,923	-\$14,667	-11%
Supplies	\$7,700	\$7,700	\$0	0%
Other Services & Chrgs	\$2,986,800	\$1,968,400	-\$1,018,400	-34%
Operating Contingency	\$18,254	\$32,995	\$14,741	81%
EXPENDITURES TOTAL	\$3,464,166	\$2,398,500	-\$1,065,666	-31%
Total Expenditures	\$3,464,166	\$2,398,500	-	-

Changes and Useful Information:

- **Personal Services** and **Fringe Benefits** include approved FY2026 salary increases and a potential merit increase for FY2027, however this increase is offset by employee turnover.
- **Other Services and Charges** decreased by (\$1,018,400). Contracted Services I&I increased by \$230,000 due to increasing costs of I&I exploration contract increases; a \$1,300 increase in Well Monitoring Services for the annual 5% increase; \$300 increase in Indirect Cost for ChatGPT; and a decrease of (\$1,250,000) in WSSC Maintenance Reimbursement to adjust the budget for the remaining expenses estimated for the agreement with WSSC.

Full-Time Equivalents

Position Title	Grade	FY2023	FY2024	FY2025	FY2026	FY2027	variance
Engineering Supervisor	A118	1.3	1.3	1.3	1.3	1.3	0
Engineer II	A115	1.8	1.8	1.8	1.8	1.8	0
Engineer II of Development Review	A115	0	0	0.1	0.1	0.1	0
Engineer I	A114	0.8	0.8	0.8	0.8	0.8	0
Assistant to the Chief	A113	0.3	0.3	0.3	0.3	0.3	0
Permits Specialist	A110	0.5	0.5	0.5	0.5	0.5	0
		4.7	4.7	4.8	4.8	4.8	0