

Enterprise Fund Budget in Brief

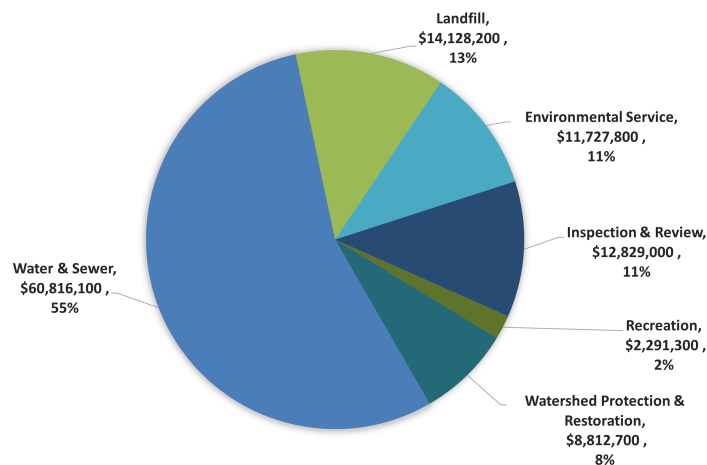
FISCAL YEAR 2026 BUDGET

Fund Description

Enterprise Fund operating revenue budgets within these funds are estimated based on the expected level of activity unique to each operation and at a level to maintain a self-supporting status. These funds operate on a “break-even” basis; therefore, user fee rates are adjusted so that enough revenue is generated to pay for the system. For example, user fees and charges adopted within the Water and Sewer Fund recover the cost of supplying water to the customers, treatment of the sewer, meter reading, accounts receivable, debt service, and administrative costs of operating the system. Unlike a business enterprise, the County does not include a profit margin within its fees.

The Enterprise Funds are comprised of the following: the Water and Sewer Fund, the Landfill Fund, the Environmental Service Fund, the Inspection and Review Fund, the Recreation Fund and the Watershed Protection and Restoration Fund.

FY2026 Total Proposed Budget: \$110,605,100



Positions by Fund

Fund	FY2022	FY2023	FY2024	FY2025	FY2026
Water & Sewer	183.6	182	185.4	196.3	199.3
Landfill	39.9	39.9	40.1	40.2	43.2
Environmental Service	30.8	34.3	35.6	42.1	42.1
Inspection & Review	21.1	20.4	23.6	27.5	31.5
Recreation	26.7	26.7	25.4	25.4	25.4
Watershed Protection & Restoration	12.9	13.7	14.8	19.1	19.1
	315	317	324.9	350.6	360.6

Water and Sewer Fund

The county manages many public water and sewer systems, the largest of which is the Mattawoman Sewer Treatment Plant. The majority of the revenue is paid by customers through user fees for operating and the maintenance of the County's water supply and sewage systems. Fees are being increased to cover the cost of maintaining the county's water and sewer system and for the following proposed positions:

Instrumentation Technician, Environmental Operations Superintendent, Building Services Technician (part time to full time) and a Utility Billing Specialist (part time). The FY2026 proposed user fees rate will increase the average quarterly bill by 4.1%.

The proposed user fee rates for FY2026 are:

WATER USER FEE RATE PER 1,000 GALLONS

• Single Family Residential: 0 – 18,000 gallons	\$6.05
• Single Family Residential: 18,001 – 24,000 gallons	\$12.10
• Single Family Residential: Over 24,001 gallons	\$18.15
• Multi-Family / Commercial: Metered Usage	\$7.19

SEWER USER FEE RATE PER 1,000 GALLONS

• Single Family Residential: Usage capped at 24,000 gallons	\$13.69
• Multi-Family / Commercial: Metered Usage	\$13.69

CUSTOMER ACCOUNT FEE PER QUARTERLY BILL

\$11.60

Note: The average quarterly Water and Sewer bill assuming 137 gallons per day would increase from \$234.67 to \$244.33 (\$9.66 or 4.1%) based on this proposal.

For more information, please visit:

<https://www.charlescountymd.gov/services/public-works-utilities>

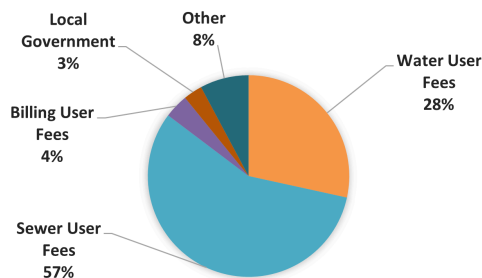
<https://www.charlescountymd.gov/services/water-and-sewer-billing>

FY25 Approved Budget	FY26 Proposed Budget	Change	% Change
\$56,931,000	\$60,816,100	\$3,885,100	6.8%

Total FY2026 Proposed Budget: \$60,816,100

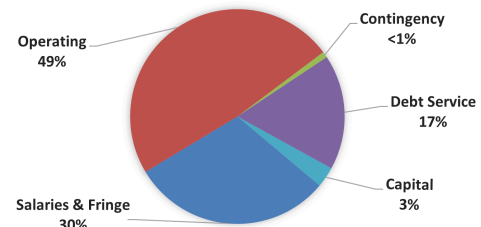
Revenues

Revenue Types	
Water User Fees	\$17,289,660
Sewer User Fees	\$34,575,840
Billing User Fees	\$2,348,300
Local Government	\$1,851,200
Other	\$4,751,100
Total	\$60,816,100



Expenditures

Expenditures	
Salaries & Fringe	\$18,392,250
Operating	\$29,400,900
Contingency	\$550,550
Debt Service	\$10,531,400
Capital	\$1,885,000
Capital Projects	\$56,000
Total	\$60,816,100



Landfill Fund

A tipping fee per ton for commercial and residential refuse is collected to cover the cost of operating the current landfill, future landfill cell expansion, and post closure costs. The **tipping fee** is increasing from **\$101 per ton** to **\$108 per ton** for FY2026. The **open top roll-off container fee** will increase from **\$125 per ton** to **\$132 per ton**/\$15 minimum fee. The increase in the fee is to cover the cost of operating and maintaining the landfill, which includes purchasing needed equipment, and the cost of the following proposed positions: (2) Landfill Gas and Pretreatment Operators and an Environmental Resources Technician. This fee is the primary revenue source for the landfill operation. Citizens also have the option of paying a flat rate tipping fee of \$5 for cars or \$15 for pick-up trucks. To promote recycling, there is a flat rate fee of \$10 per load for cars with mixed loads, and \$20 per load for trucks without trailers mixed load. For **vehicles with trailer weigh** in the fee is increasing from **\$101 per ton** to **\$108 per ton**/\$15 minimum fee, and for mixed loads the fee will increase from **\$125 per ton** to **\$132 per ton**/\$15 minimum fee. New for FY2026, a **proposed fee of \$132 per ton**/\$15 minimum fee will be established for **loads of shingles and roofing materials**.

Citizens may also purchase **Tag-A-Bag tickets** for **\$2.50**. Bagged trash is accepted at the landfill on Billingsley Road and at the recycling centers in the county (Gilbert Run, Pisgah, or Breeze Farm). The landfill is located on a 16-acre site and is estimated to last until 2035.

For more information, please visit:

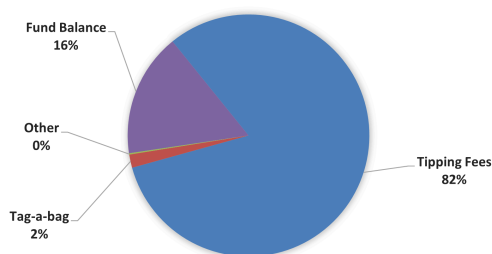
<https://www.charlescountymd.gov/services/environmental-resources/landfill>

FY25 Approved Budget	FY26 Proposed Budget	Change	% Change
\$14,425,800	\$14,128,200	(\$297,600)	-2.1%

Total FY2026 Proposed Budget: \$14,128,200

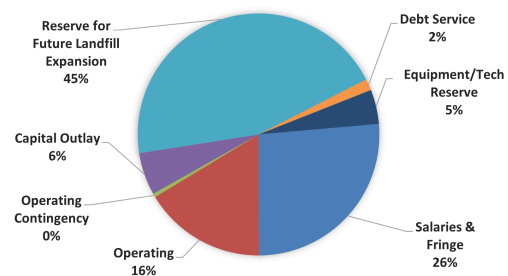
Revenues

Revenue Type	
Tipping Fees	\$11,519,400
Tag-a-bag	\$250,000
Other	\$25,000
Fund Balance	\$2,333,800
Total Revenues	\$14,128,200



Expenditures

Expenditures	
Salaries & Fringe	\$3,720,200
Operating	\$2,317,700
Operating Contingency	\$68,800
Capital Outlay	\$803,000
Reserve for Future Landfill Expansion	\$6,354,100
Debt Service	\$215,000
Equipment/Tech Reserve	\$649,400
Total Expenditures	\$14,128,200



Environmental Service Fund

Recycling and environmental programs are paid with revenues generated primarily by an Environmental Service Fee (ESF), which is charged annually to each improved property within the County. The fee is established annually based on the estimated cost of various programs divided by the number of improved properties. The towns of Indian Head and La Plata have their own recycling program and pay a reduced ESF fee. The proposed fee increase is mainly to cover Curbside Collection costs based on switching from bi-weekly to weekly curbside pickup, the house count increase, increase in contract services for litter control, and new and replacement equipment to support operations at various recycling centers and facilities. The funds also support the costs associated with the popular Septic Pump Out Reimbursement and Riser Reimbursement programs. The proposed budget changes the annual **ESF fee from \$166 to \$193** (\$27 increase) per improved property for property owners outside of Indian Head and La Plata. The adopted annual fee for properties located within these municipalities is increasing from \$29 per improved property to \$31 per improved property.

Charles County has achieved a 49% waste diversion rate. By the end of FY2025, approximately 52,000 households will be served by curbside collection of recyclable materials. The residential recycling program also consists of four Recycling Centers, and three 24-Hour Used Motor Oil and Antifreeze Collection Sites. The permanent centers are located at Gilbert Run Park in Dentsville, Breeze Farm in Cobb Island, the Landfill in Waldorf, and the old Landfill in Pisgah.

For more information, please visit:

<https://www.charlescountymd.gov/services/environmental-resources/curbside-recycling>

<https://www.charlescountymd.gov/services/environmental-resources/litter-control>

<https://www.charlescountymd.gov/services/environmental-resources/recycling-centers-drop-off-facilities>

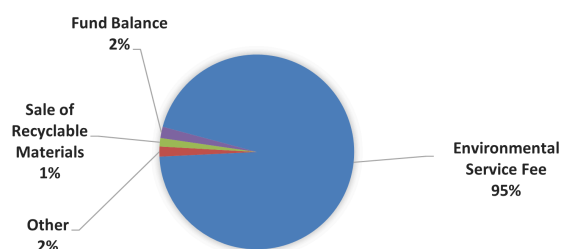
<https://www.charlescountymd.gov/government/planning-and-growth-management/septic-system-reimbursement-programs>

FY25 Approved Budget	FY26 Proposed Budget	Change	% Change
\$10,021,100	\$11,727,800	\$1,706,700	17.0%

Total FY2026 Proposed Budget: \$11,727,800

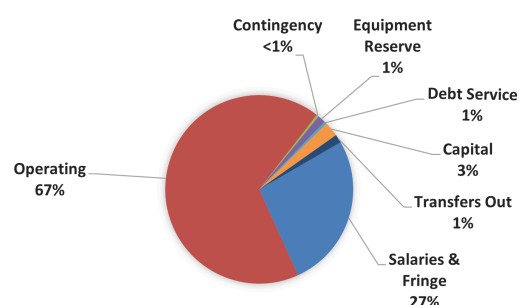
Revenues

Revenue Type	
Environmental Service Fee	\$11,149,100
Other	\$195,000
Sale of Recyclable Materials	\$165,000
Fund Balance	\$218,700
Total Revenues	\$11,727,800



Expenditures

Expenditures	
Salaries & Fringe	\$3,112,814
Operating	\$7,892,300
Contingency	\$46,686
Equipment Reserve	\$159,000
Debt Service	\$52,500
Capital	\$296,700
Transfers Out	\$167,800
Total Expenditures	\$11,727,800



Inspection & Review Fund

The county manages building inspections and developer plan reviews through the use of an enterprise fund. The recession in the early 1990's depressed the construction industry and left the county with high overhead costs. To allow for greater flexibility regarding the expansion and contraction of the building and renovation activities within the county, this operation was privatized and is managed partly with outside contractors. Operating revenues for this fund are generated primarily by service charges such as environmental site review fees, site plan reviews, main inspection, design reviews, inspection reviews, road inspections, grading inspection, water & sewer inspections, technology fee, and storm drain and storm water inspections. The FY2026 proposed budget assumes fees are adjusted to recoup the cost of providing the service. Changes to existing fees, as well as proposed new fees, are listed in the [FY2026 Fees and Charges](#). Included in the budget is funding to support the following proposed positions: Financial Operations Manager, Right of Way Agent I, Inspector I, and an Inspections Superintendent.

For more information, please visit:

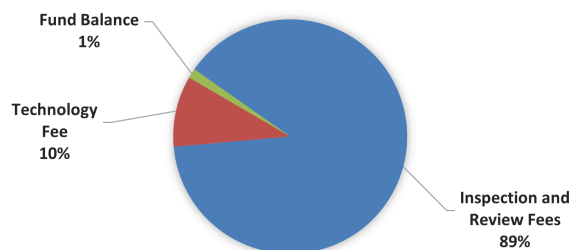
<https://www.charlescountymd.gov/government/planning-and-growth-management>

FY25 Approved Budget	FY26 Proposed Budget	Change	% Change
\$10,438,300	\$12,829,000	\$2,390,700	22.9%

FY2026 Total Proposed Budget: \$12,829,000

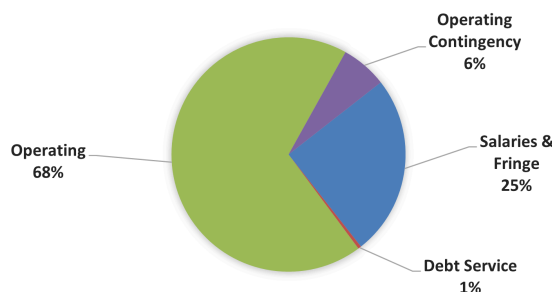
Revenues

Revenue Types	
Inspection and Review Fees	\$11,403,000
Technology Fee	\$1,256,000
Fund Balance	\$170,000
Total Revenues	\$12,829,000



Expenditures

Expenditures	
Salaries & Fringe	\$3,199,793
Debt Service	\$55,597
Operating	\$8,758,900
Operating Contingency	\$814,710
Total Expenditures	\$12,829,000



Recreation Fund

This fund is used to manage the recreational and leisure time activities for county residents including the following: recreational classes, special events, indoor sports leagues for youth and adult, drop-in programs, special population programs which includes support of the Special Olympics, swim lessons, summer sports camps, and trips and tours. Additionally, the fund accounts for the operation of the Elite Gymnastics and program related costs at the Waldorf Senior & Recreational Center. The FY2026 budget includes additional contract services for sports and class programs to support increased participation.

For more information, please visit:

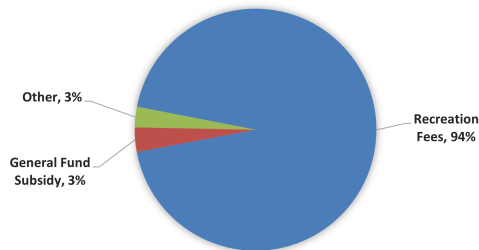
<https://www.charlescountyparks.com/home-recparks>

FY25 Approved Budget	FY26 Proposed Budget	Change	% Change
\$2,173,400	\$2,291,300	\$117,900	5.4%

FY2026 Total Proposed Budget: \$2,291,300

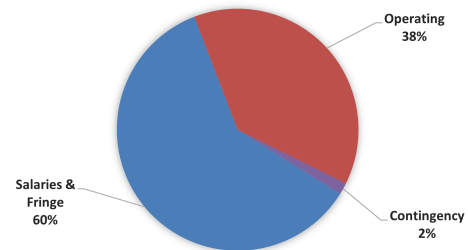
Revenues

Revenue Types	
Recreation Fees	\$2,153,400
General Fund Subsidy	\$75,000
Other	\$62,900
Total Revenues	\$2,291,300



Expenditures

Expenditures	
Salaries & Fringe	\$1,380,821
Operating	\$874,900
Contingency	\$35,579
Total Expenditures	\$2,291,300



Watershed Protection & Restoration Fund

The county's Watershed Protection and Restoration Fund is for implementation of local stormwater management plans and practices, and stream and wetland restoration activities. The fund covers related planning, mapping, monitoring, inspections, enforcement, operations and maintenance, public education and outreach, grants to non-profits, administrative costs, and debt service payments to cover the cost of capital improvements. Revenues to the fund are generated primarily by the Stormwater Remediation Fee, which is charged annually to each improved property within the county. The FY2026 proposed budget includes an annual fee increase from **\$156** to **\$162** (\$6 increase) per improved property. Properties within the Town of La Plata and Town of Indian Head will not be charged the county fee, since the towns have their own stormwater permit. The proposed fee increase is to cover additional contract services to meet permit requirements.

For more information, please visit:

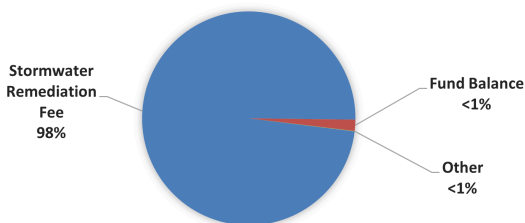
<https://www.charlescountymd.gov/government/planning-and-growth-management/stormwater-management/watershed-protection-and-restoration-fund>

FY25 Approved Budget	FY26 Proposed Budget	Change	% Change
\$8,246,900	\$8,812,700	\$565,800	6.9%

FY2026 Total Proposed Budget: \$8,812,700

Revenues

Revenue Types	
Stormwater Remediation Fee	\$8,657,700
Fund Balance	\$150,000
Other	\$5,000
Total Revenues	\$8,812,700



Expenditures

Expenditures	
Salaries & Fringe	\$2,256,040
Contingency	\$20,060
Operating	\$3,534,300
Debt Service	\$2,600,700
Agency Funding	\$401,600
Total Expenditures	\$8,812,700

