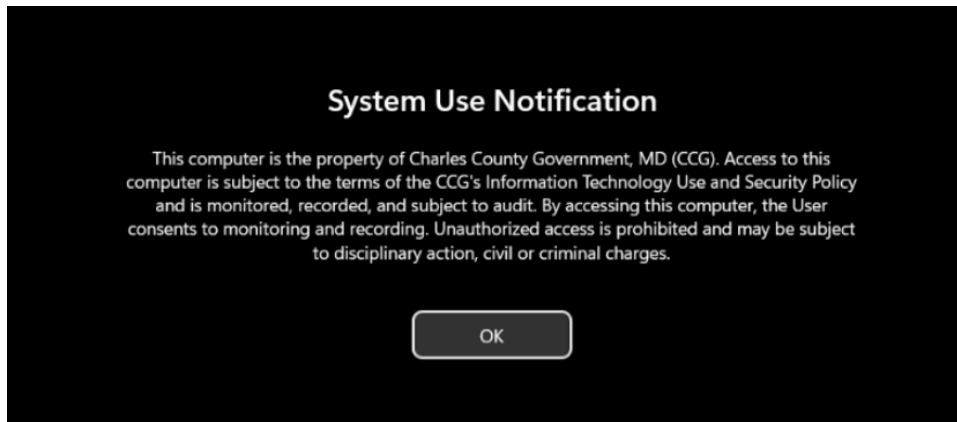


Windows 11 Changes

1. System Use Policy

Upon logon, the screen will now feature a pop-up message displaying the following:

To bypass, click “Okay” to comply with the Charles County Government Use Policy.

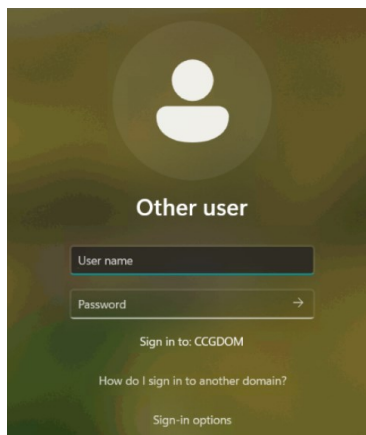


2. First Login with Windows 11

After the deployment of Windows 11, the login screen will prompt you with the following:

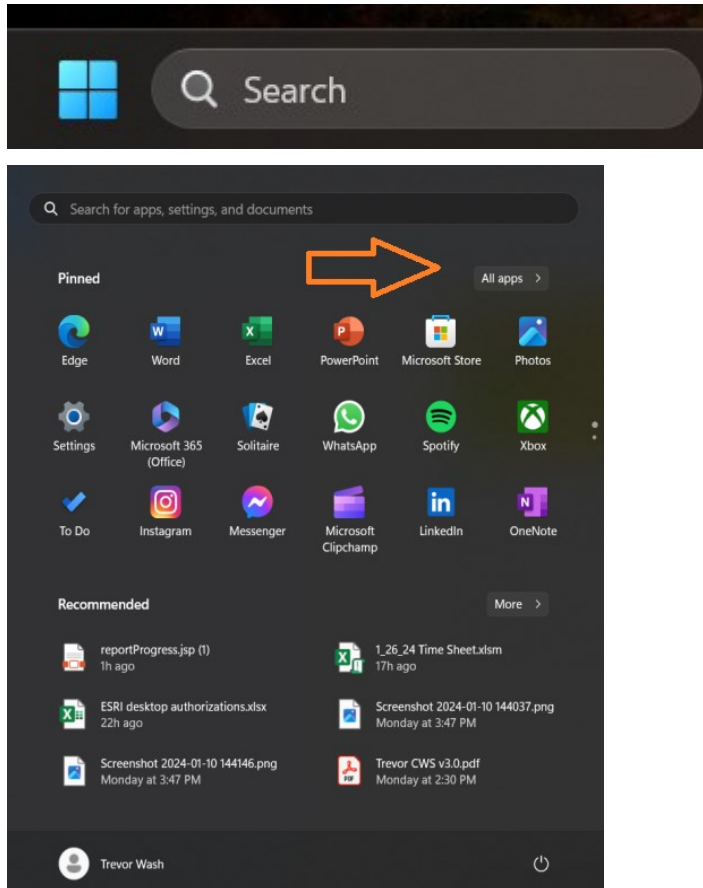
To sign in, enter your county username (*username@charlescountymd.gov*) and network password.

*After Windows updates, the first login may prompt for username and password.



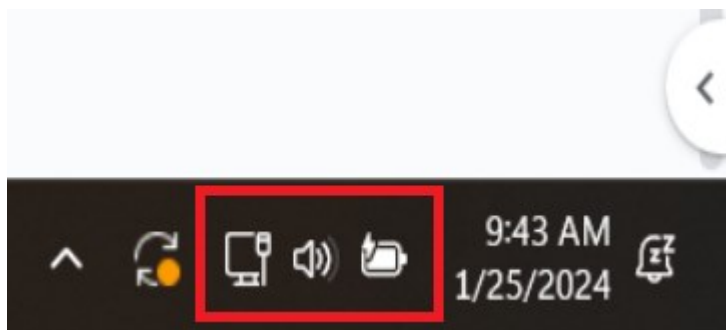
3. Start Menu

The start menu has been reformatted in Windows 11. To see all of your applications, you will click the “Start” icon in the bottom left hand corner and then the “All Apps” button in the top right hand corner and it will bring you to the alphabetized apps list.



4. Sound/Network Menu

The sound and internet buttons in the bottom right of the screen have been combined into one menu where you can access sound, internet, brightness, as well as various widgets. When you click on any of the battery, sound, or internet icons the menu will open.



5. File Explorer

Windows 11 has brought a couple of changes to file explorer. When you open the application it will now display recently opened documents as well as any favorited documents. They have also added tabs so that you can have multiple file locations open at the same time for quick movement between file locations.

